

The Florida Senate  
**COMMITTEE MEETING EXPANDED AGENDA**

**APPROPRIATIONS**  
**Senator Bradley, Chair**  
**Senator Simpson, Vice Chair**

**MEETING DATE:** Wednesday, February 6, 2019  
**TIME:** 10:00 a.m.—12:00 noon  
**PLACE:** *Pat Thomas Committee Room, 412 Knott Building*

**MEMBERS:** Senator Bradley, Chair; Senator Simpson, Vice Chair; Senators Bean, Benacquisto, Book, Brandes, Braynon, Flores, Gainer, Gibson, Hutson, Lee, Mayfield, Montford, Passidomo, Powell, Rouson, Simmons, Stargel, Stewart, and Thurston

---

TAB	BILL NO. and INTRODUCER	BILL DESCRIPTION and SENATE COMMITTEE ACTIONS	COMMITTEE ACTION
1	Presentation on Governor's Fiscal Year 2019-2020 Budget Recommendations		Presented

---

Other Related Meeting Documents

---

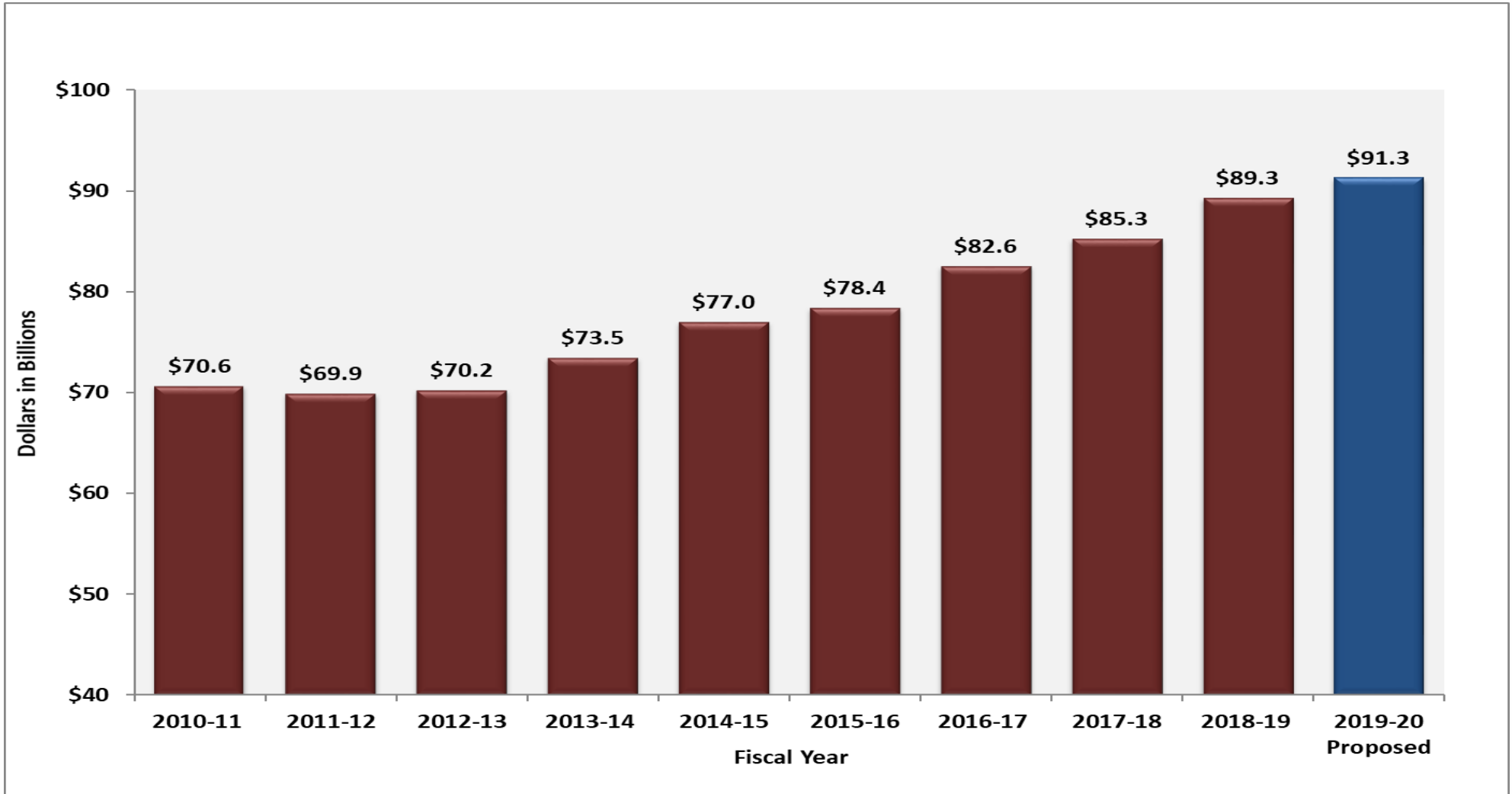
GOVERNOR RON DESANTIS

# **BOLD VISION** FOR A **BRIGHTER FUTURE**



2019-2020 BUDGET & POLICY RECOMMENDATIONS

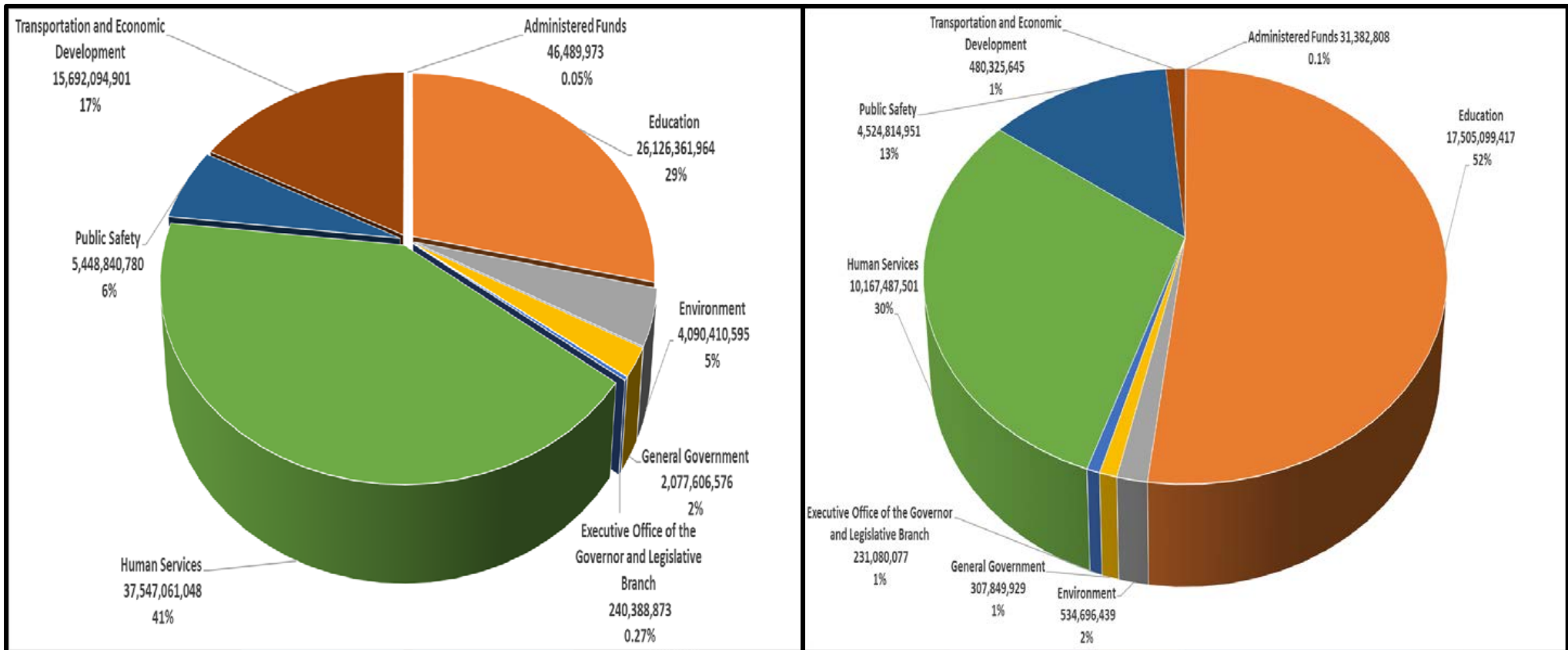
# Governor's Recommended Budget Fiscal Year 2019-2020



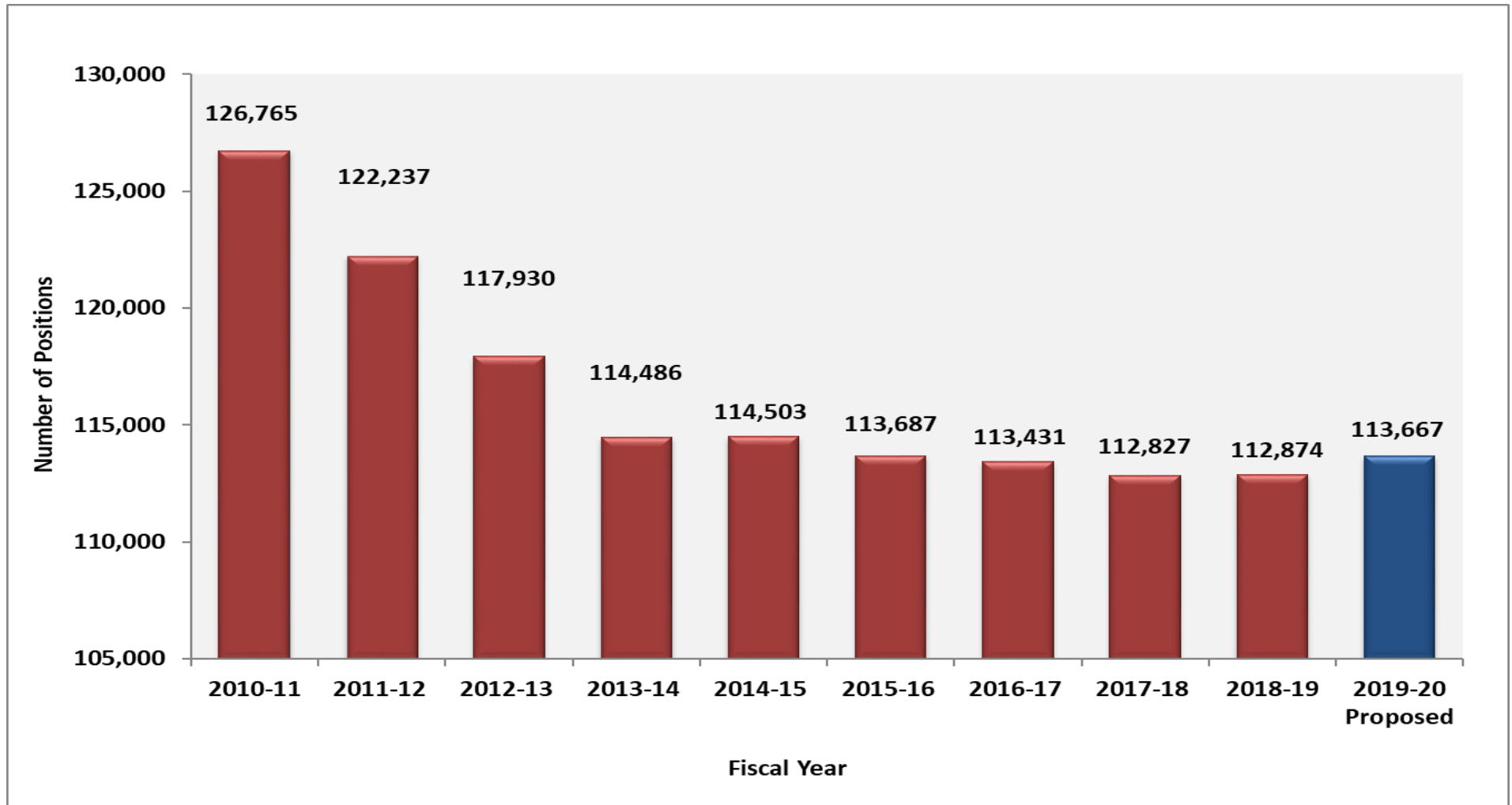
# Governor's Recommended Budget Fiscal Year 2019-2020

Total Budget  
\$91.3 Billion

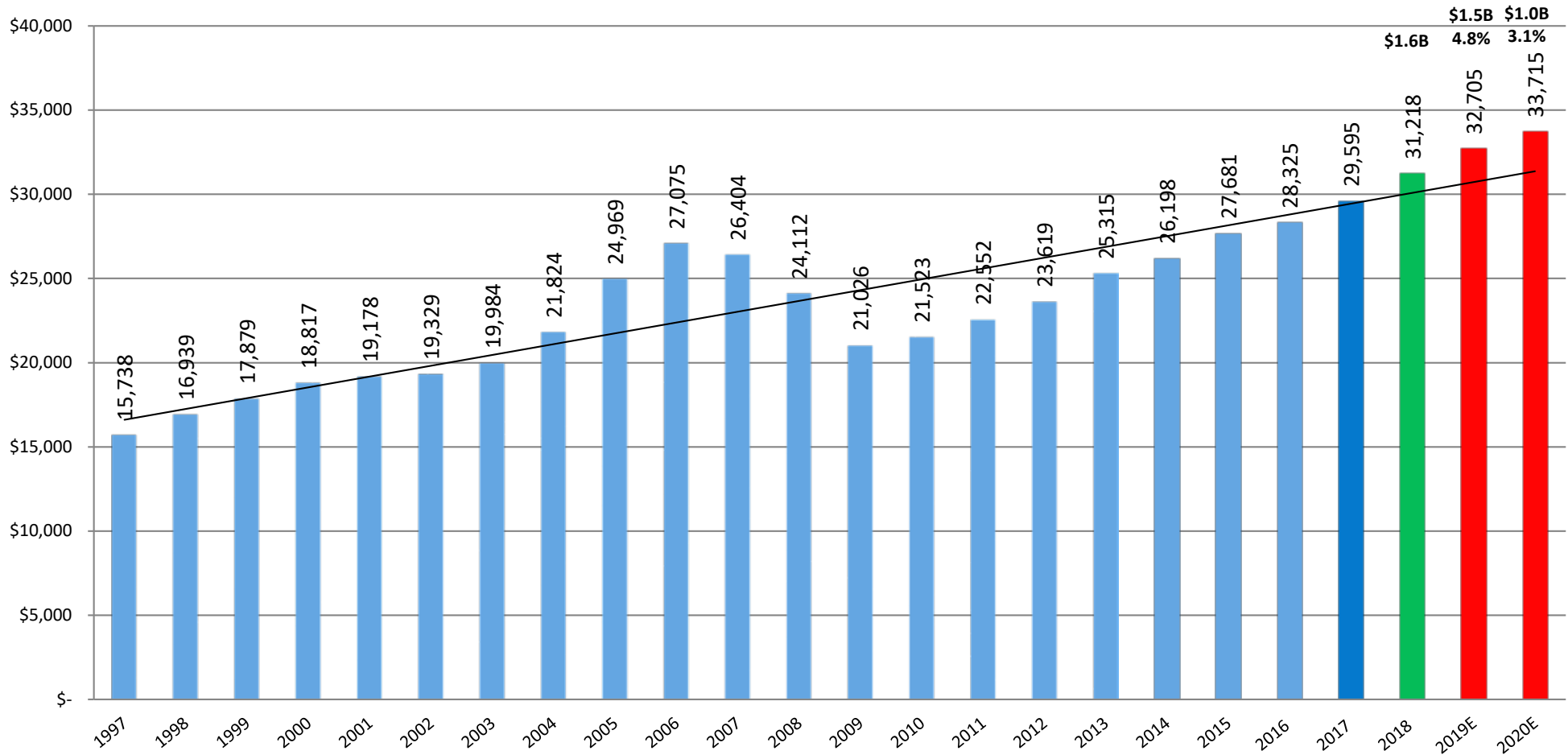
General Revenue  
\$33.8 Billion



# Governor's Recommended Budget Fiscal Year 2019-2020



# Fiscal Year 2019-2020 General Revenue



# Fiscal Year 2019-2020

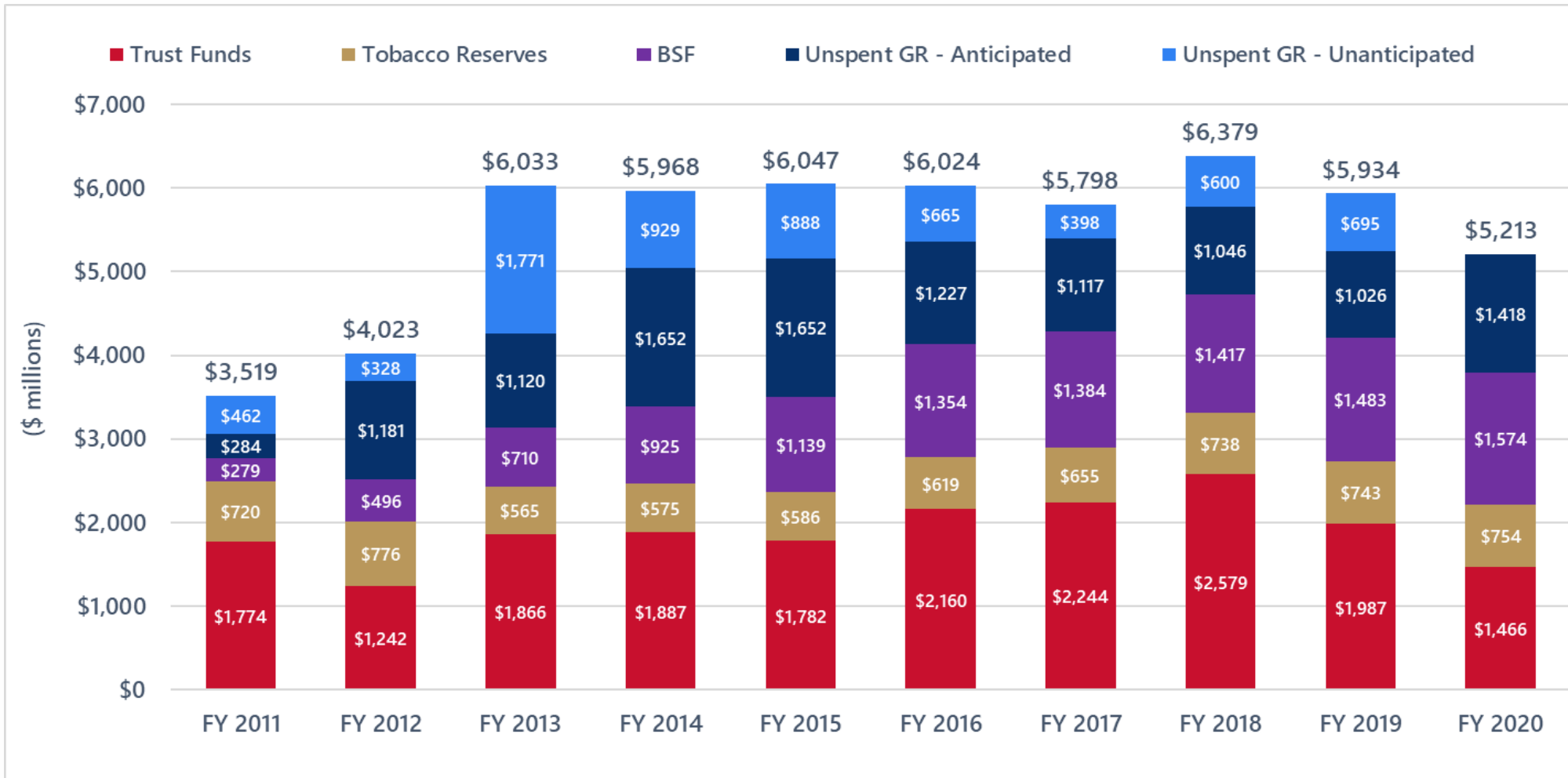
## General Revenue Fund

#	(\$ in millions)	Recurring	Non-Recurring	Total
1	<i>Balance Forward From FY 2018-19</i>		1,720.2	1,720.2
2	<i>Estimated Revenues - December 18, 2018</i>	33,450.0	388.3	33,838.3
3	<b><i>Total Revenue Estimate</i></b>	<b>33,450.0</b>	<b>2,108.5</b>	<b>35,558.5</b>
4	<i>Base Budget</i>	31,809.8	0.0	31,809.8
5	<b><i>Available Revenues (after Funding Base Budget)</i></b>	<b>1,640.2</b>	<b>2,108.5</b>	<b>3,748.7</b>
6	<i>Less Adjustments:</i>			
7	Current Year Adjustments		(117.5)	(117.5)
8	Sales Tax Holidays		(36.4)	(36.4)
9	Hurricane Expenditures		(702.5)	(702.5)
10	Hurricane Reimbursements		560.8	560.8
11	Trust Fund Sweeps		29.5	29.5
12	Transfer to BSF		(91.2)	(91.2)
13	FEFP Adjust Recurring & Nonrecurring	(56.0)	56.0	0.0
14	<b><i>Total Revenue Available after Adjustments</i></b>	<b>1,584.2</b>	<b>1,807.2</b>	<b>3,391.4</b>
15	<i>Appropriations Over Base Budget</i>			
16	Environment	101.2	287.3	388.5
17	Education	222.7	245.2	467.8
18	Transportation & Economic Development	5.5	427.5	433.0
19	Health and Human Services	288.7	28.3	317.0
20	Public Safety	209.6	57.6	267.2
21	General Government	0.7	49.8	50.5
22	Statewide Issues	25.0	0.0	25.0
23	Budget Savings	(16.5)	0.0	(16.5)
24	Funding Shifts	36.0	4.5	40.4
25	<b><i>Total Appropriations Over Base Budget</i></b>	<b>872.8</b>	<b>1,100.1</b>	<b>1,972.9</b>
26	<b><i>General Revenue Balance</i></b>	<b>711.4</b>	<b>707.1</b>	<b>1,418.4</b>



# Fiscal Year 2019-2020

## Actual and Anticipated Reserves





# Fiscal Year 2019-2020

## Tax Cuts

Measure	Amount
3 Day Back to School Sales Tax Holiday on clothing up to \$60, school supplies up to \$15, and the first \$1,000 for computers	\$(39.5) million
7 Day Disaster Preparedness Sales Tax Holiday on items needed during disasters including generators up to \$750	\$(5.8) million
Property Tax Reduction for Education Required Local Effort	\$(289.7) million
<b>Total Tax Cuts</b>	<b>\$(335) million</b>



# Protecting Water Resources

Governor DeSantis called for a \$2.5 billion investment in Everglades Restoration and protection of water resources over the next four years

Budget Includes More Than \$625 Million for the Protection of Florida's Water Resources

Major Issues Funded	Amount
Everglades Restoration	\$360 million
Targeted Water Quality Improvements	\$150 million
Alternative Water Supply Grant Program	\$40 million
Springs Restoration	\$50 million
Innovative Solutions to Algae	\$10 million
Water Quality Enhancement & Accountability	\$10.8 million
FWC Center for Red Tide Research	\$4.2 million



# Environment-Protecting Resources

Major Issues Funded	Amount
Florida Forever	\$100 million
State Park Enhancements	\$54 million
Beach Projects	\$50 million
Office of Resilient Coastline Program	\$6 million
Coral Reef Protection	\$2.5 million
Cleanup of Contaminated Sites	\$125 million
Citrus Protection and Research	\$20 million

The Governor's recommended budget fully complies with Amendment 1 by including over \$950 million for land and water programs funded from documentary stamp tax revenues.



# Building a High Quality Education System

Florida Education Finance Program (FEFP)	Amount
K-12 Public Schools – Total Funding	\$21.7 billion
K-12 Public Schools – State Funding Increase	\$425 million
K-12 Public Schools – Local Funding Increase	\$142.3 million
K-12 Public Schools – Per-Student Funding Increase	\$224.00 to \$7,653
FEFP – Safe Schools Allocation Increase	\$50 million to \$211.9 million
FEFP – Mental Health Allocation Increase	\$10 million to \$79.2 million
FEFP – Recruit and Retain Great Teachers and Principals	\$423 million



# Building a High Quality Education System

Major Issues Funded	Amount
Gardiner Scholarships	\$18.8 million
Promoting Computer Science	\$10 million
Pathways to a Career Opportunity	\$10 million
Work Florida Initiative	\$26 million
Last Mile College Completion	\$1.5 million
Performance Funding for K-12 and College Workforce Programs Increase	\$14.5 million to \$20.5 million
Performance Funding for State Colleges Increase	\$30 million to \$120 million
Performance Funding for State Universities Increase	\$30 million to \$620 million



# Building a High Quality Education System

Education Capital Outlay	Amount
Education Infrastructure - Total	\$510.4 million
Safe School Hardening Grants for K-12 Schools	\$98.9 million
Public School Maintenance	\$50 million
Charter School Maintenance	\$155.5 million
Special Facility Construction	\$45.5 million
State College Maintenance	\$35.7 million
State College Construction	\$5.2 million
State University Maintenance	\$48.4 million
State University Construction	\$14.6 million



# Transportation and Economic Development

Major Issues Funded	Amount
State Match for Federally Declared Disasters (Total \$1.9 billion)	\$271 million
Hurricane Recovery Community Development Grant	\$765.5 million
Workforce and Affordable Housing Programs	\$338.4 million
State Transportation Work Program	\$9.92 billion
Florida Job Growth Grant Fund	\$85 million
VISIT Florida	\$76 million
Election Activities (Cybersecurity Enhancements)	\$12.2 million
Commercial Registry Solution (DOS)	\$12 million



# Health and Human Services

Major Issues Funded	Amount
Opioid Epidemic	\$84.6 million
Child Welfare	\$73.6 million
Supporting Seniors	\$9.0 million
Supporting Individuals with Disabilities	\$40.4 million
State Veteran Nursing Homes	\$16.9 million
Employment Opportunities for Individuals with Disabilities, Behavioral Health Needs & Veterans	\$4.4 million
Human Trafficking Services	\$7.8 million





# Public Safety

Major Issues Funded	Amount
FDC - Inmate Health Care	\$137.5 million
FDC - Inmate Mental Health Services Per Ongoing Litigation	\$40.5 million
DJJ - Residential Services for At-Risk Youth	\$11.8 million
DJJ - Prevention Funding for At-Risk Youth	\$12.4 million
FDLE - Florida's Crime Databases	\$16.6 million



# General Government Unit

Major Issues Funded	Amount
Job ChalleNGe Program	\$4.0 million
State Readiness Centers Security Enhancements	\$2.0 million



# Hurricanes Irma and Michael Projected Costs and Reimbursements

\$ in millions

#	Description	Hurricane Irma			Hurricane Michael			Combined Total		
		GR	TF	Total	GR	TF	Total	GR	TF	Total
1	FEMA Public Assistance - State Preparedness and Recovery	341.3	295.3	636.6	828.2	248.0	1,076.2	1,169.5	543.3	1,712.7
	<i>Anticipated Federal FEMA Reimbursement</i>	(315.9)	(245.8)	(561.7)	(732.9)	(209.6)	(942.6)	(1,048.8)	(455.4)	(1,504.3)
	State Agencies Net Adjusted Costs for FEMA Public Assistance	25.4	49.5	74.9	95.3	38.4	133.6	120.6	87.8	208.5
2	FEMA Public Assistance - Local Assistance (State Match) <i>Legislative Appropriations expected over many years</i>	351.1		351.1	418.3		418.3	769.4	-	769.4
3	FEMA Other Needs Assistance (ONA)	76.4		76.4	6.1		6.1	82.5	-	82.5
4	FEMA Transitional Sheltering Assistance (TSA)	27.3			20.0		20.0	47.3	-	47.3
5	Bridge Loans for Small Businesses	26.0			23.0		23.0	49.0	-	49.0
	<i>Bridge Loan Repayments</i>	21.2		21.2				21.2		21.2
6	Bridge Loans for Citrus Growers	12.5		12.5				12.5	-	12.5
	<i>Bridge Loan Repayments</i>	2.1		2.1				2.1		2.1
7	Total Cost	834.5	295.3	1,129.8	1,295.6	248.0	1,543.6	2,130.1	543.3	2,673.4
	<i>Anticipated Federal FEMA Reimbursement</i>	(315.9)	(245.8)	(561.7)	(732.9)	(209.6)	(942.6)	(1,048.8)	(455.4)	(1,504.3)
	Total Adjusted Cost	518.6	49.5	568.1	562.7	38.4	601.0	1,081.3	87.8	1,169.1
8	Actual Reimbursements Received	69.7	-	69.7	-	-	-	69.7	-	69.7
	Anticipated Hurricane Reimbursements through June 30, 2020	246.2		246.2	383.8		383.8	630.0		630.0
	Anticipated Bridge Loan Repayments through June 30, 2020	23.3		23.3	-		-	23.3		23.3
	Total Potential Reimbursements through June 30, 2020	339.1	-	315.9	383.8	-	383.8	699.6	-	699.6



# Office of Policy and Budget

Cynthia Kelly  
Director

Cynthia.Kelly@laspbs.state.fl.us  
(850)717-9506



**THE FLORIDA SENATE**  
**APPEARANCE RECORD**

(Deliver BOTH copies of this form to the Senator or Senate Professional Staff conducting the meeting)

2/6/19

Meeting Date

Bill Number (if applicable)

Topic ~~Executive~~ Governor's Budget

Amendment Barcode (if applicable)

Name Cynthia Kelly

Job Title Director of OPB

Address 400 South Monroe Ste 1702

Phone 717-9371

Street

Tall. FL 32399

City

State

Zip

Email holli.mdanahan@aspbs  
state.fl.us

Speaking: ☐ For ☐ Against ☒ Information

Waive Speaking: ☐ In Support ☐ Against FL US  
(The Chair will read this information into the record.)

Representing Executive Office of Governor

Appearing at request of Chair: ☒ Yes ☐ No

Lobbyist registered with Legislature: ☒ Yes ☐ No

While it is a Senate tradition to encourage public testimony, time may not permit all persons wishing to speak to be heard at this meeting. Those who do speak may be asked to limit their remarks so that as many persons as possible can be heard.

**This form is part of the public record for this meeting.**

S-001 (10/14/14)

THE FLORIDA SENATE  
**APPEARANCE RECORD**

(Deliver BOTH copies of this form to the Senator or Senate Professional Staff conducting the meeting)

2/6/19

Meeting Date

Bill Number (if applicable)

Topic

Governor's Budget

Amendment Barcode (if applicable)

Name

Noah Valenstorian

Job Title

Secretary of DEP

Address

3900 Commonwealth Blvd

Phone

850-245-2119

~~850-292-0310~~

Street

Tall. FL 32399

Email

City

State

Zip

Speaking: ☐ For ☐ Against ☒ Information

Waive Speaking: ☐ In Support ☐ Against  
(The Chair will read this information into the record.)

Representing

Department ~~Environmental~~ Protection  
Environmental

Appearing at request of Chair: ☒ Yes ☐ No

Lobbyist registered with Legislature: ☒ Yes ☐ No

While it is a Senate tradition to encourage public testimony, time may not permit all persons wishing to speak to be heard at this meeting. Those who do speak may be asked to limit their remarks so that as many persons as possible can be heard.

This form is part of the public record for this meeting.

S-001 (10/14/14)

M

**THE FLORIDA SENATE**  
**APPEARANCE RECORD**

- 2/6/19

(Deliver BOTH copies of this form to the Senator or Senate Professional Staff conducting the meeting)

Meeting Date

Bill Number (if applicable)

Topic Hurricane Recovery -

Amendment Barcode (if applicable)

Name Jared Moskowitz

Job Title Director

Address 2555 Shumard Oak Blvd

Phone 850 815-4000

Street

City

Tallahassee

State

FL

Zip

32309

Email Jared.moskowitz@em.

myFlorida

Speaking: ☒ For ☐ Against ☒ Information

Waive Speaking: ☐ In Support ☐ Against ☒ Cor  
(The Chair will read this information into the record.)

Representing FDEM

Appearing at request of Chair: ☐ Yes ☐ No

Lobbyist registered with Legislature: ☐ Yes ☒ No

While it is a Senate tradition to encourage public testimony, time may not permit all persons wishing to speak to be heard at this meeting. Those who do speak may be asked to limit their remarks so that as many persons as possible can be heard.

This form is part of the public record for this meeting.

S-001 (10/14/14)

**THE FLORIDA SENATE**  
**APPEARANCE RECORD**

February 6, 2019

(Deliver BOTH copies of this form to the Senator or Senate Professional Staff conducting the meeting)

*Meeting Date**Bill Number (if applicable)*Topic Mental Illness*Amendment Barcode (if applicable)*Name Peggy J. SymonsJob Title AdvocateAddress 1410 Chris AvenuePhone 407 687 7619*Street*DelandFl.32724*City**State**Zip*Email Peggysymons1@gmail.comSpeaking: ☐ For ☐ Against ☒ InformationWaive Speaking: ☐ In Support ☐ Against  
*(The Chair will read this information into the record.)*Representing The People of the State of the FloridaAppearing at request of Chair: ☐ Yes ☒ NoLobbyist registered with Legislature: ☐ Yes ☒ No

*While it is a Senate tradition to encourage public testimony, time may not permit all persons wishing to speak to be heard at this meeting. Those who do speak may be asked to limit their remarks so that as many persons as possible can be heard.*

***This form is part of the public record for this meeting.***

S-001 (10/14/14)