

The Florida Senate
COMMITTEE MEETING EXPANDED AGENDA

HIGHER EDUCATION
Senator Oelrich, Chair
Senator Siplin, Vice Chair

MEETING DATE: Wednesday, March 9, 2011
TIME: 3:15 —5:15 p.m.
PLACE: 301 Senate Office Building

MEMBERS: Senator Oelrich, Chair; Senator Siplin, Vice Chair; Senators Lynn, Negron, and Sachs

TAB	BILL NO. and INTRODUCER	BILL DESCRIPTION and SENATE COMMITTEE ACTIONS	COMMITTEE ACTION
1	CS/SB 480 Community Affairs / Wise (Compare H 811)	Florida Endowment for Vocational Rehabilitation; Removes a provision that requires the State Board of Administration to invest and reinvest moneys in the endowment fund for the Florida Endowment for Vocational Rehabilitation. Requires that a specified percent of the remainder of all civil penalties received by a county court and after distribution pursuant to ch. 318, F.S., be remitted to the Department of Revenue on a monthly basis, etc. CA 02/21/2011 Fav/CS HE 03/09/2011 Favorable GO BC	Favorable Yeas 4 Nays 0
2	Presentation on the cost of state university undergraduate education by Michael Griffith, Education Commission of the States		Presented
3	Presentation on tuition and fees in the State University System by Tim Jones, Florida Board of Governors		Presented

The Florida Senate
BILL ANALYSIS AND FISCAL IMPACT STATEMENT

(This document is based on the provisions contained in the legislation as of the latest date listed below.)

Prepared By: The Professional Staff of the Higher Education Committee

BILL: CS/SB 480

INTRODUCER: Community Affairs Committee and Senator Wise

SUBJECT: Florida Endowment for Vocational Rehabilitation

DATE: March 4, 2011 REVISED: _____

	ANALYST	STAFF DIRECTOR	REFERENCE	ACTION
1.	Wolfgang	Yeatman	CA	Fav/CS
2.	Brown	Matthews	HE	Favorable
3.			GO	
4.			BC	
5.				
6.				

Please see Section VIII. for Additional Information:

A. COMMITTEE SUBSTITUTE..... Statement of Substantial Changes

B. AMENDMENTS..... Technical amendments were recommended

Amendments were recommended

Significant amendments were recommended

I. Summary:

The bill abolishes the State Board of Administration’s (SBA) role in investing and reinvesting monies in the endowment fund of the Florida Endowment Foundation for Vocational Rehabilitation (Foundation).

The bill eliminates the threshold in law for the endowment fund principal.

The bill provides for dedicated funds through civil traffic collections remitted to the Department of Revenue (DOR) to be deposited directly into the endowment fund.

This bill substantially amends section 413.615 of the Florida Statutes.

II. Present Situation:

Federal Law

The Federal Rehabilitation Services Administration (RSA) provides leadership and fiscal resources to assist state and other agencies in providing vocational rehabilitation (VR),

independent living, and other services to individuals with disabilities.¹ To be eligible to participate in the federal program and other rehabilitation services, states must submit to the RSA a state plan for VR services to be administered by a designated state agency.² In Florida, the Department of Education (DOE) is the designated state agency.³

Civil Penalties for Traffic Infractions

Civil penalties imposed under Chapter 318, F.S., for traffic infractions are collected by the clerk of the court and distributed pursuant to s. 318.21, F.S. Section 318.21(1) and (2), F.S., specifies that the following amounts of all civil penalties imposed under Chapter 318, F.S., and collected by the clerk of court are to be remitted monthly to the Department of Revenue for deposit as follows:

- \$1 from every civil penalty for the Child Welfare Training Trust Fund.
- \$1 from every civil penalty for the Juvenile Justice Training Trust Fund.
- Of the remaining civil penalties:
 - 20.6 percent goes into state general revenue, except that the first \$300,000 shall be deposited into the Grants and Donations Trust Fund in the Justice Administrative Commission;
 - 7.2 percent for the Emergency Medical Services Trust Fund;
 - 5.1 percent for the Additional Court Cost Clearing Trust Fund;
 - 8.2 percent for the Brain and Spinal Cord Injury Rehabilitation Trust Fund;
 - 2 percent for the endowment fund of the Florida Endowment Foundation for Vocational Rehabilitation; and
 - 0.5 percent for the clerk of the court for administrative costs.

Section 318.18(3)(f), F.S., imposes an additional fine of up to \$250 if a violation of a traffic regulation to assist mobility-impaired persons⁴ results in an injury to the pedestrian or damage to the property of the pedestrian. Section 318.21(5), F.S., requires the additional fine to be distributed as follows:

- 60 percent is remitted to the Department of Revenue for deposit in the Florida Endowment Foundation for Vocational Rehabilitation.
- 40 percent is distributed as provided in ss. 318.21(1) and (2), F.S.

The Florida Endowment (Foundation) for Vocational Rehabilitation

Created by the Florida Legislature in 1990,⁵ the Florida Endowment Foundation for Vocational Rehabilitation, parent organization of The Able Trust, is a non-profit public/private partnership with the stated goal of assisting Floridians with disabilities in achieving employment. The Trust receives its funding from a perpetual endowment, grants, gifts and support from the public and private sectors. The Trust supports non-profit vocational rehabilitation programs throughout Florida with fund-raising, grant-making and public awareness of disability issues. The Able

¹ Office of Special Education and Related Services, U.S. Department of Education. *See* <http://www2.ed.gov/about/offices/list/osers/rsa/index.html>.

² 29 U.S.C. § 721.

³ s. 413.201, F.S.

⁴ s. 316.1303, F.S.

⁵ Section 413.615, F.S.

Trust website indicates that it supports a diversity of projects, including on-the-job coaching, supported employment, job skills-training, job development, employer outreach, Americans with Disabilities Act facility compliance, skills evaluation and programs leading to employment.⁶

For Fiscal Year ending June 30, 2008, the Able Trust reports \$5.7 million in overall revenue.⁷ Of this, the Trust received \$2.8 million from funds collected by civil traffic penalties. Collections from Fiscal Year 2009 totaled \$2.5 million and from Fiscal Year 2010, \$1.8 million.⁸

The State Board of Administration

The State Board of Administration (SBA or the Board) is comprised of the Governor as chair, the Chief Financial Officer, and the Attorney General and basically functions as an investment fund manager for various public purposes. Principal funds which the SBA currently manages include the Florida Retirement Pension Plan, the Investment Plan, the Florida Hurricane Catastrophe Fund, and the Chiles Endowment Fund.⁹ The SBA also is currently charged with investing and reinvesting moneys of the endowment fund in accordance with s. 215.44, F.S. Money in the endowment in excess of the endowment fund principal, or a lower amount requested in writing by the Foundation, is annually transmitted to the Foundation for deposit in its operating account. The board uses operating account funds to provide for:

- Planning, research, and policy development for issues related to the employment and training of disabled citizens, and publication and dissemination of such information as may serve the objectives of this section.
- Promotion of initiatives for disabled citizens.
- Funding of programs which engage in, contract for, foster, finance, or aid in job training and counseling for disabled citizens or research, education, demonstration, or other activities related thereto.
- Funding of programs which engage in, contract for, foster, finance, or aid in activities designed to advance better public understanding and appreciation of the field of vocational rehabilitation.
- Funding of programs, property, or facilities which aid, strengthen, and extend in any proper and useful manner the objectives, work, services, and physical facilities of the division, in accordance with the purposes of this section.

Under current law, the endowment fund principal must be \$1 million for the 2000-2001 fiscal year and must be increased by five percent in each subsequent fiscal year.¹⁰

III. Effect of Proposed Changes:

This bill abolishes SBA's role in managing funding for the VR. This change will enable the Foundation to receive monies allocated on a much more frequent basis.

⁶ See The Able Trust, About the Able Trust, available at <http://www.abletrust.org/about/>.

⁷ <http://www.guidestar.org/pqShowGsReport.do?partner=amex&ein=59-3052307>

⁸ *The Able Trust SBA Activity (FY 1993-FY 2011)*, Report updated January 31, 2011.

⁹ This information is available on the SBA website at:

<http://www.sbafla.com/fsb/TheFundsWeManage/tabid/731/Default.aspx>

¹⁰ s. 413.615(4), F.S.

The percentage of money allocated to the Foundation remains the same, as this bill provides that the 2 percent of the remainder of all civil penalties currently earmarked for the Foundation under provisions of Chapter 318, F.S., are to be remitted to the Department of Revenue for distribution directly to the Foundation. The bill also clarifies the remission to the Department of Revenue of the additional money through fines collected specifically for violation of traffic regulations against disabled persons¹¹ due to pedestrian injury or property damage¹² for direct distribution under the current 60/40 percent formula.¹³

The bill removes the threshold in law for the endowment fund principal. It is unclear what, if any, impact removal of the required reserve would have on the continued viability of the endowment.

IV. Constitutional Issues:

A. Municipality/County Mandates Restrictions:

None.

B. Public Records/Open Meetings Issues:

None.

C. Trust Funds Restrictions:

None.

V. Fiscal Impact Statement:

A. Tax/Fee Issues:

None.

B. Private Sector Impact:

None.

C. Government Sector Impact:

The bill allows the board of the Foundation to consolidate all of its investments under its own investment committee. The fiscal impact of having only the Foundation manage its own funds is indeterminate.

The Department of Revenue indicates that they do not expect an operational impact.

¹¹ s. 316.1303, F.S.

¹² s. 318.18(3)(f), F.S.

¹³ This is the same distribution scheme currently in law under s. 318.21(5), F.S.

The State Board of Administration indicates that they are best suited to manage a small number of large mandates, and that this bill, removing their role, is consistent with that policy.

VI. Technical Deficiencies:

None.

VII. Related Issues:

None.

VIII. Additional Information:

- A. **Committee Substitute – Statement of Substantial Changes:**
(Summarizing differences between the Committee Substitute and the prior version of the bill.)

CS by Community Affairs on February 21, 2011:
Fixes a technical amendment to clarify what “remainder of the funds” means.

- B. **Amendments:**

None.

The Cost of State University Undergraduate Education

Florida Senate
Higher Education Committee
March 9, 2011

Michael Griffith
Senior Policy Analyst
Education Commission of the States

Education Commission of the States

- ▶ The only nationwide education interstate compact
- ▶ Founded in 1965 to enlighten, equip and engage education policy makers
- ▶ 53 member states, territories and the District of Columbia
- ▶ Web Site: www.ecs.org

Overview

- ▶ Higher education budgets – A national picture
- ▶ Current trends in higher education tuition
- ▶ New developments in states

Condition of State Budgets

- ▶ For almost every state FY 2011-2012 will be the worst budget year since the Great Depression
- ▶ 36 states cut higher education spending in FY 2010-11 and
- ▶ 24 states have already cut higher education spending for FY 2011-12

State Spending on Higher Education

- ▶ State spending on higher education increased from \$62.7 bill in FY 2004 to \$80.7 bill in FY 2008 (*28.7% increase*).
- ▶ Since FY 2008 there has been a slight but steady decrease:
 - FY 2009: \$80.3 bill
 - FY 2010: \$79.6 bill
 - FY 2011: \$79.1 bill

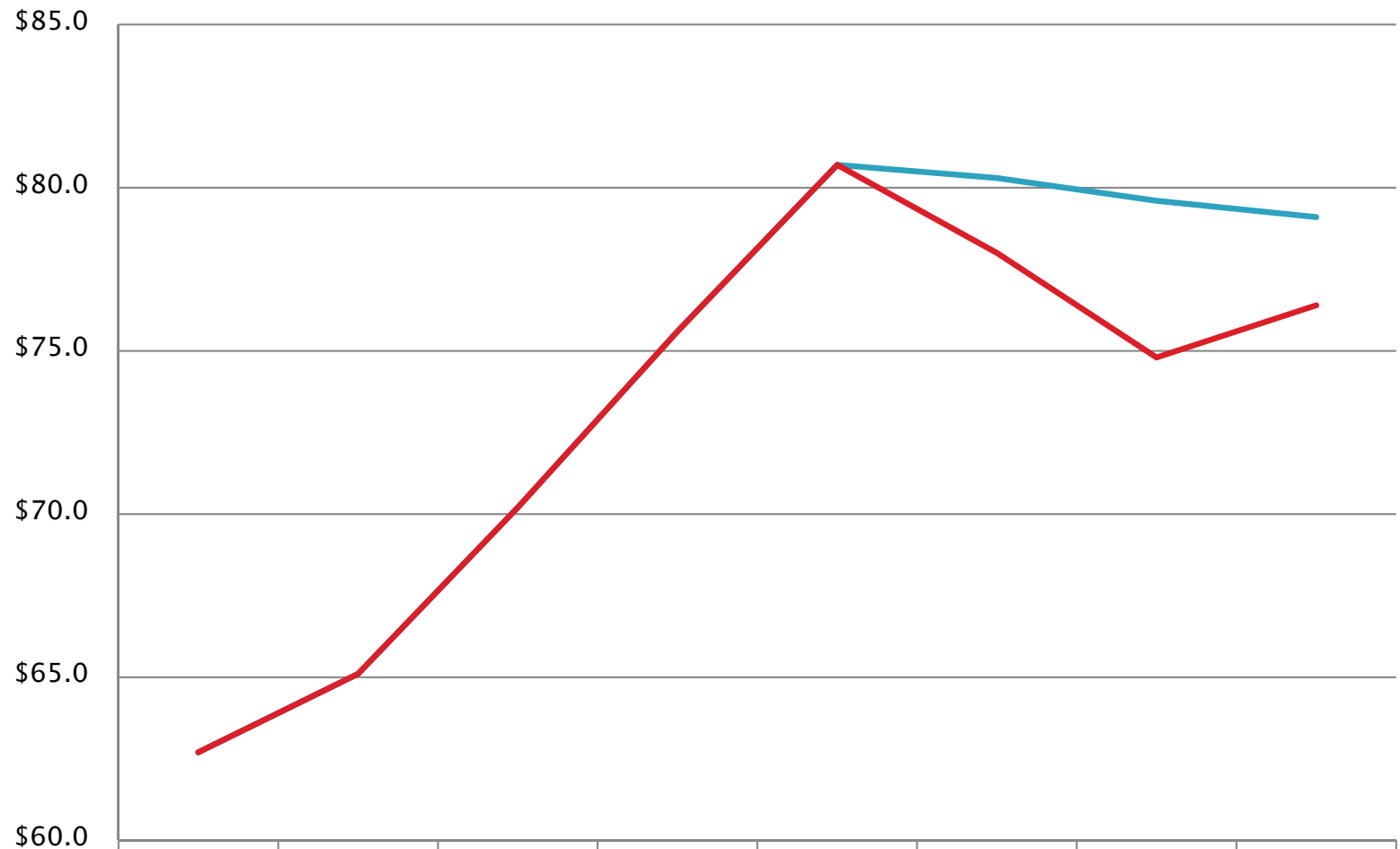
The Use of Recovery Act Funds

- ▶ Federal Recovery Act dollars have helped states to fill higher education funding holes:
 - FY 2009: \$2.3 billion
 - FY 2010: \$4.8 billion
 - FY 2011: \$2.7 billion
- ▶ There are no additional federal dollars available for FY 2012

State Spending on Higher Education FY 2004-2011

Sources: SHEEO and Grapevine

(Dollar Amounts are in billions)



	2004	2005	2006	2007	2008	2009	2010	2011
With Federal Funds	\$62.7	\$65.1	\$70.2	\$75.6	\$80.7	\$80.3	\$79.6	\$79.1
Without Federal Funds	\$62.7	\$65.1	\$70.2	\$75.6	\$80.7	\$78.0	\$74.8	\$76.4

Increases In Student Enrollment

- ▶ As state funding has remained flat student enrollments have been increasing.
- ▶ Full-Time Equivalent (FTE) student enrollment increased by 900,000 (8.9%) from FY 2004 to FY 2009 in the U.S.
- ▶ In Florida FTE enrollment increased by 72,000 (12.4%) from FY 2004 to FY 2009

State Funding

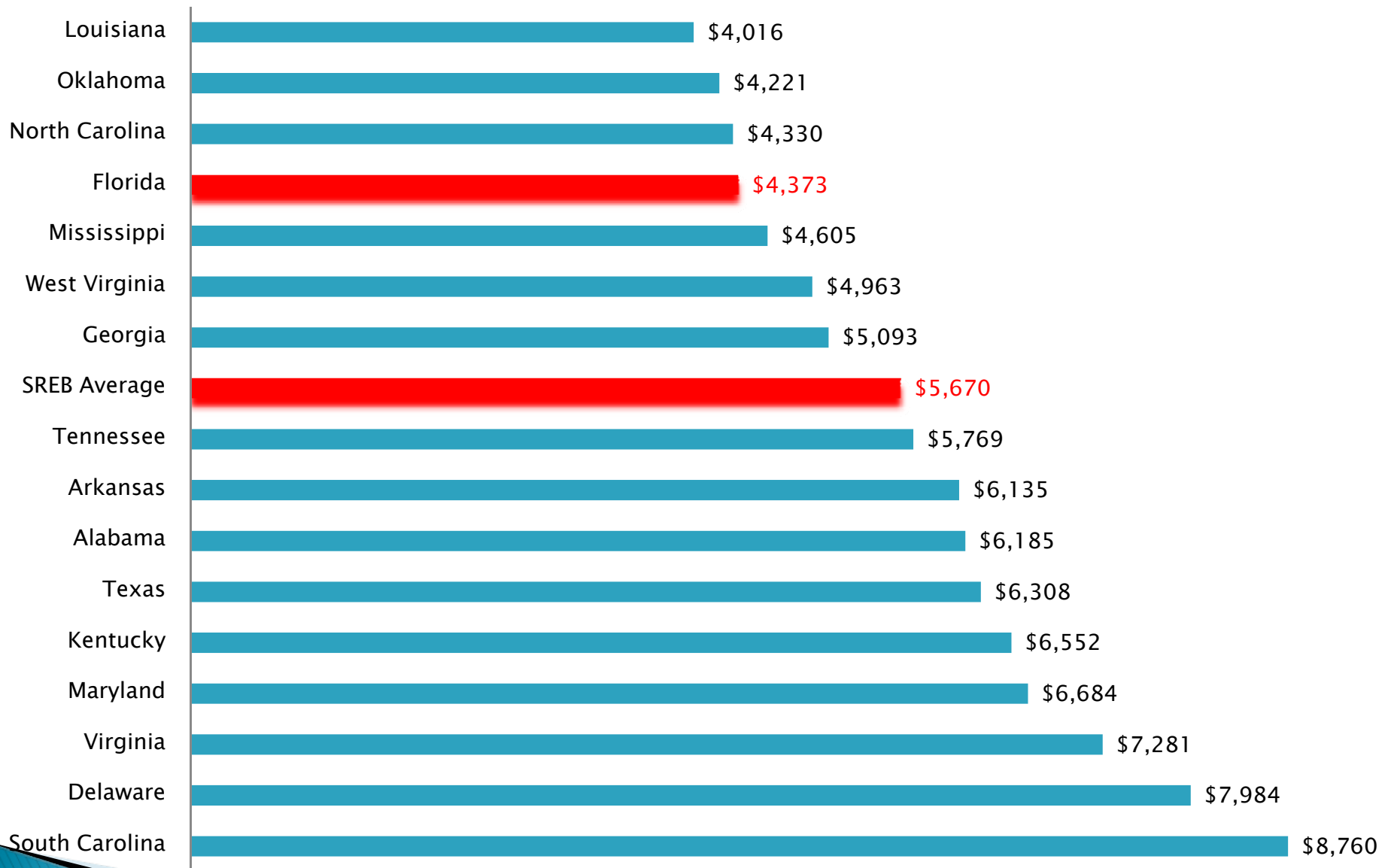
- ▶ Due to decreases in state spending and increases in student enrollments state higher education funding on an FTE basis has been decreasing.
- ▶ State funding per FTE (FY 2009):
 - National Average: \$6,928
 - Wyoming: \$15,391 (1st)
 - Vermont: \$2,654 (50th)
 - Florida: \$6,564 (25th)

Tuition Increases

- ▶ From FY 2004 to FY 2009 per pupil net tuition increased from \$3,524 to \$4,108 a 16.6% increase.
 - Vermont: \$12,025 (1st)
 - California: \$1,528 (50th)
 - Florida: \$2,308 (45th)
- ▶ Tuition now accounts for just over a third (33.4%) of all higher education revenue.

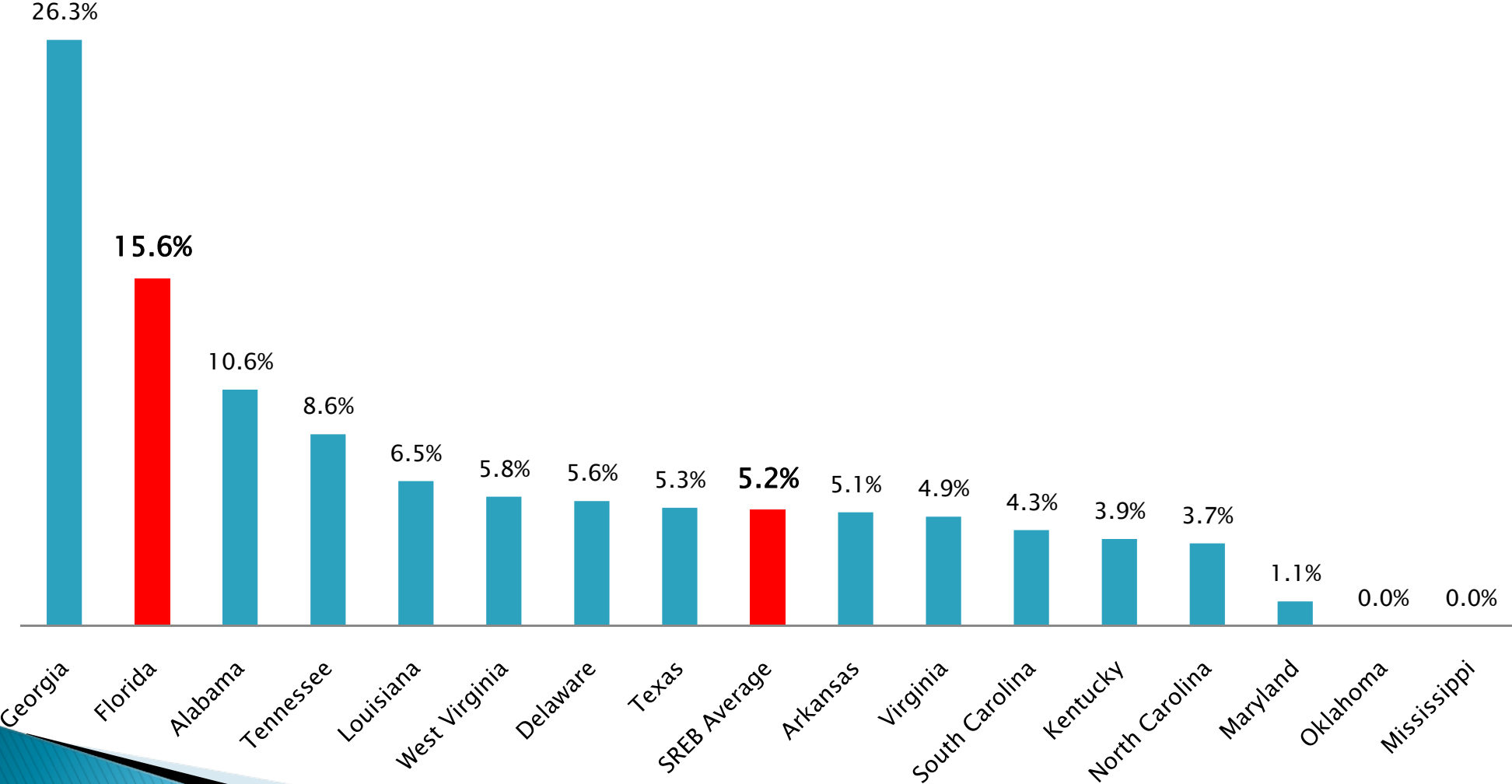
Tuition & Required Fees 2009-10

Source: SREB



Increase in Tuition from FY 2009 to FY 2010

Source: SREB



New Developments in Higher Ed. Funding

- ▶ Some states are looking at providing funding based at least partly on education outcomes.
- ▶ Indiana's "Moving from Access to Success" program provides incentives for:
 - Degree growth
 - On-time graduation, and
 - Increasing the number of in-state transfers

Michael Griffith
Senior Policy Analyst
Education Commission of the States

303-299-3619

mgriffith@ecs.org

www.ecs.org



STATE UNIVERSITY SYSTEM *of* FLORIDA

Board of Governors

Tuition and Fees

Tim Jones

March 9, 2011

www.flbog.edu

Undergraduate Base Tuition & Tuition Differential

- Base Tuition
 - Set by the Legislature
 - \$95.67 per credit hour at each university
 - Increases at the rate of inflation, unless adjusted in the GAA
- Tuition Differential
 - Set by the Board of Governors
 - Base tuition and tuition differential cannot exceed 15%
 - Varies by university



SUS Undergraduate Increases

Year	Base Tuition	Tuition Differential	Total
2006-07	3%	0%	3%
2007-08	5%	0%	5%
2008-09*	6%	8%	14%
2009-10	8%	7%	15%
2010-11	8%	7%	15%

* Only 5 universities were authorized to charge tuition differential.

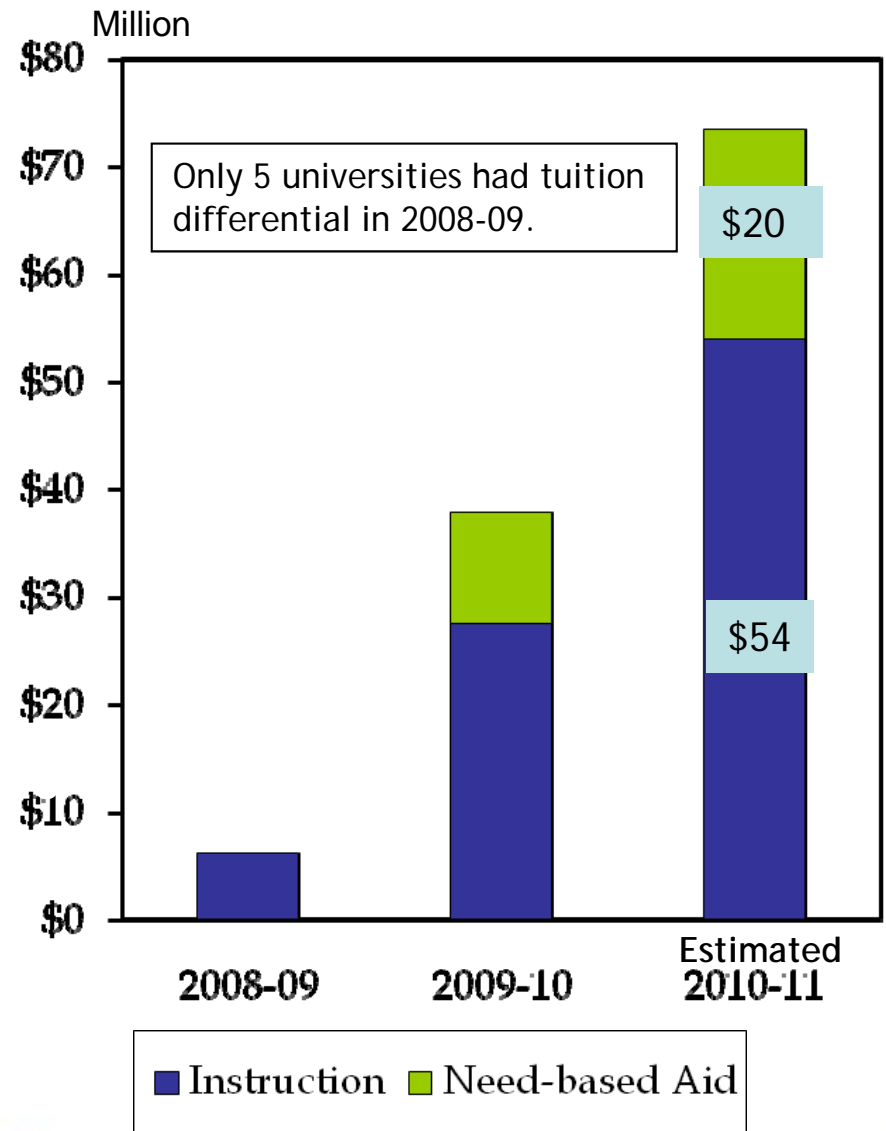


Undergraduate Tuition & Tuition Differential

	Base	Differential	Total
UF	\$95.67	\$22.00	\$117.67
FSU	\$95.67	\$22.00	\$117.67
FAMU	\$95.67	\$12.80	\$108.47
USF	\$95.67	\$22.00	\$117.67
FAU	\$95.67	\$12.80	\$108.47
UWF	\$95.67	\$12.80	\$108.47
UCF	\$95.67	\$15.88	\$111.55
FIU	\$95.67	\$22.00	\$117.67
UNF	\$95.67	\$12.80	\$108.47
FGCU	\$95.67	\$12.80	\$108.47
NCF	\$95.67	\$12.80	\$108.47

2010-11 per credit hour

STATE UNIVERSITY SYSTEM of FLORIDA
Board of Governors

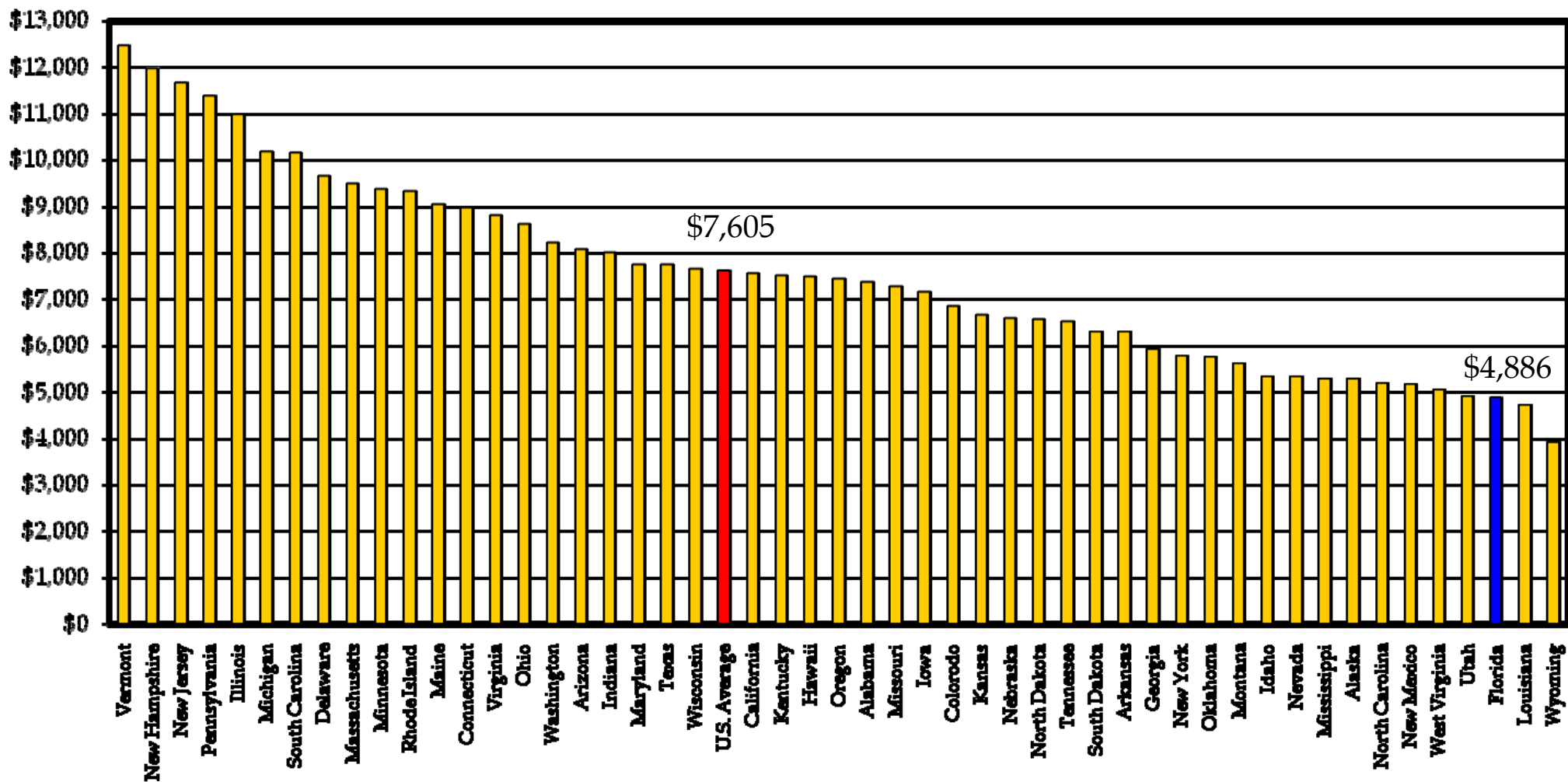


Over 12,900 Students Received a Tuition Differential Need-Based Financial Aid Award in 2009-10

	# of Students	\$ Mean Award
FSU	1,052	\$1,605
UNF	119	\$3,033
FAMU	84	\$2,422
USF	2,171	\$1,043
FGCU	695	\$1,060
FIU	3,844	\$545
UWF	175	\$1,454
UF	1,359	\$5,358
FAU	561	\$1,000
NCF	9	\$3,199
UCF	2,847	\$557



Undergraduate Tuition & Fees by State for 2010-11 (Florida remains 48th)

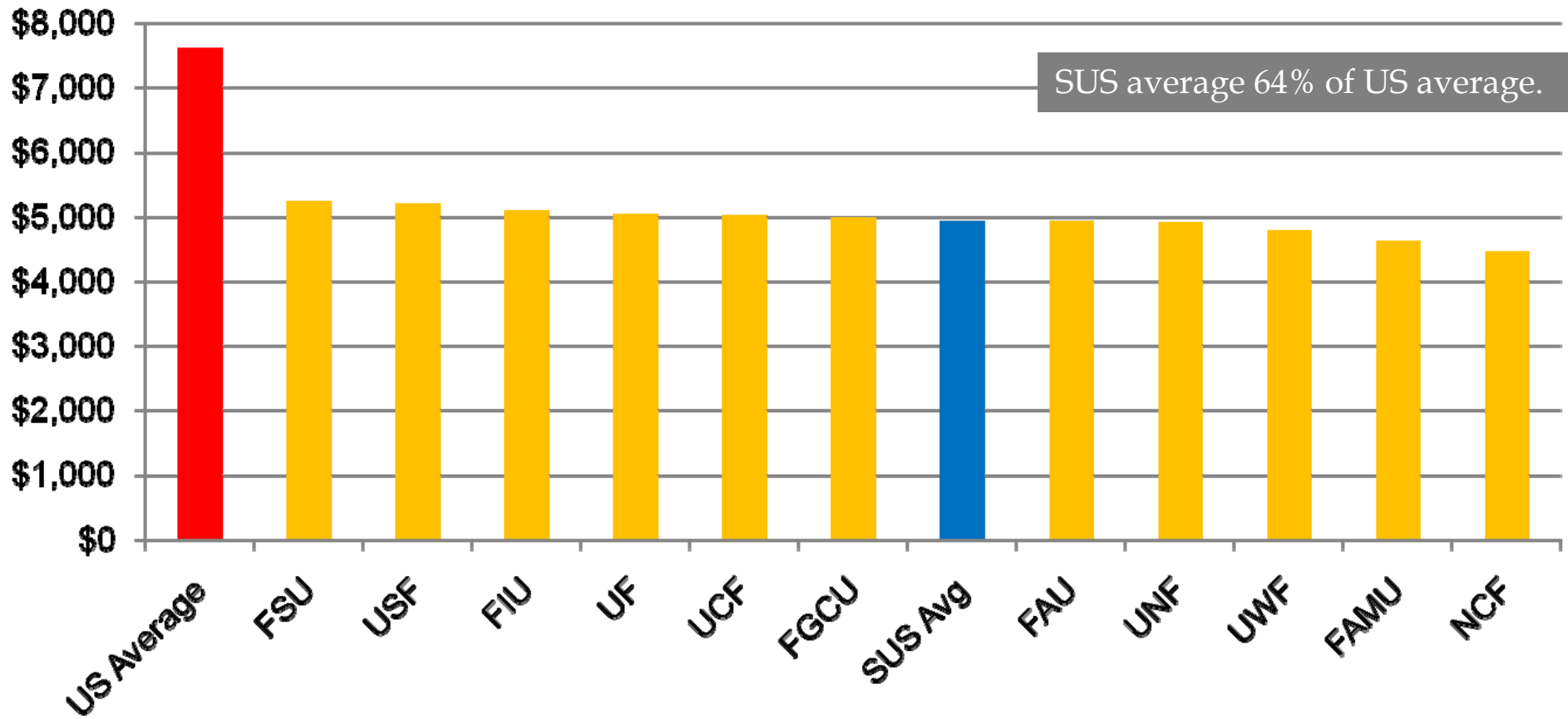


STATE UNIVERSITY SYSTEM OF FLORIDA
Board of Governors

College Board, *Trends in College Pricing, 2010*

Undergraduate Tuition & Fees

SUS Compared to U.S. Average for 2010-2011



SUS average 64% of US average.

U.S. Average from The College Board, Annual Survey of Colleges. No breakout is provided between tuition and fees.

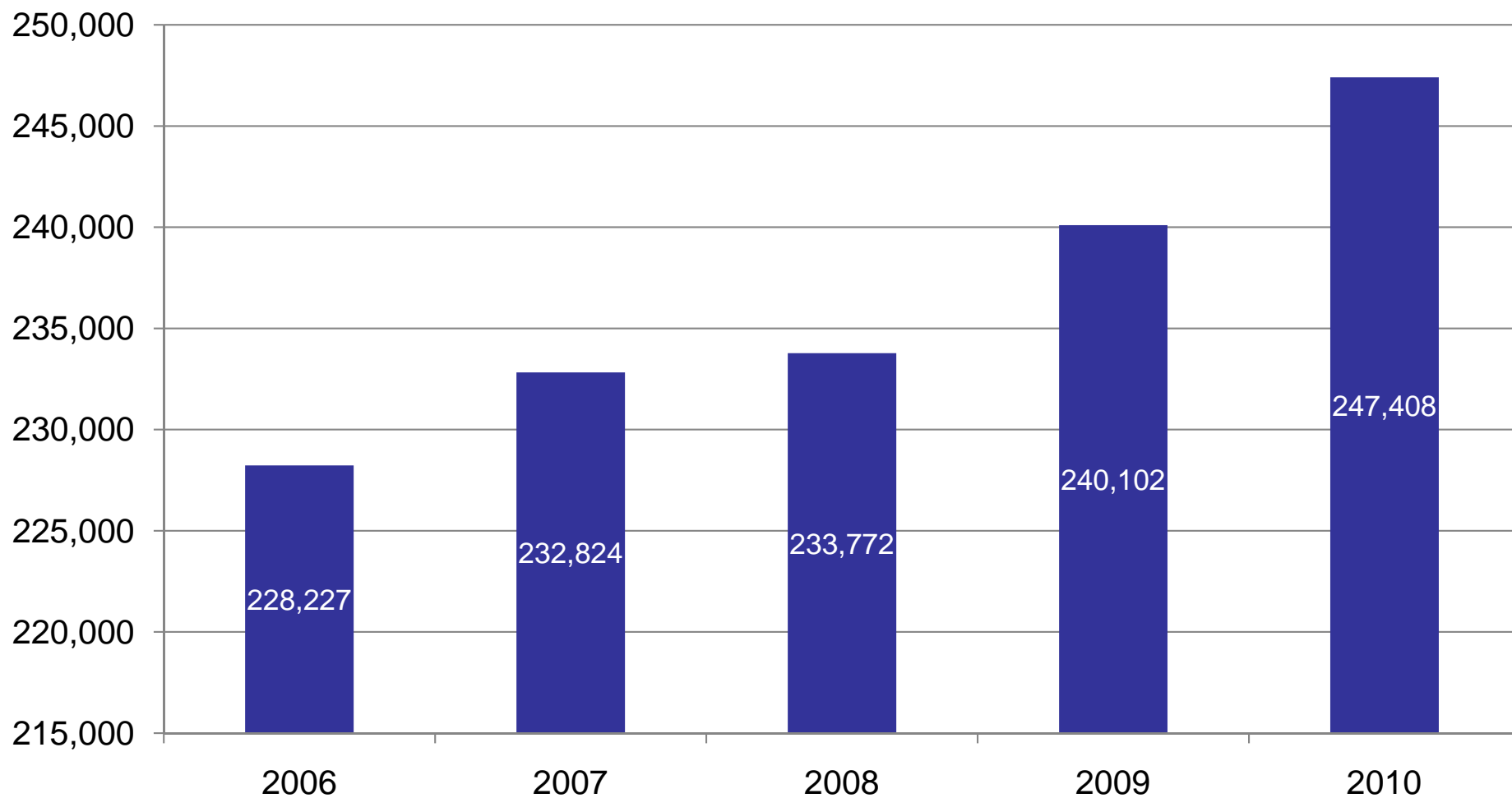


Undergraduate Tuition & Fees Changes

State	2006-07 Tuition & Fees	2010-11 Tuition & Fees	\$ and % Change
Texas	\$5,985	\$7,743	\$1,758 / 29%
Michigan	\$10,170	\$7,673	\$2,497 / 33%
National Avg.	\$5,749	\$7,605	\$1,856 / 32%
California	\$4,549	\$7,557	\$3,008 / 66%
North Carolina	\$4,067	\$5,196	\$1,129 / 28%
Florida	\$3,315	\$4,886	\$1,571 / 47%



SUS Undergraduate Enrollments have Increased 8.4% Since 2006



STATE UNIVERSITY SYSTEM of FLORIDA
Board of Governors

Fall Headcount

www.flbog.edu

Graduate & Professional Tuition

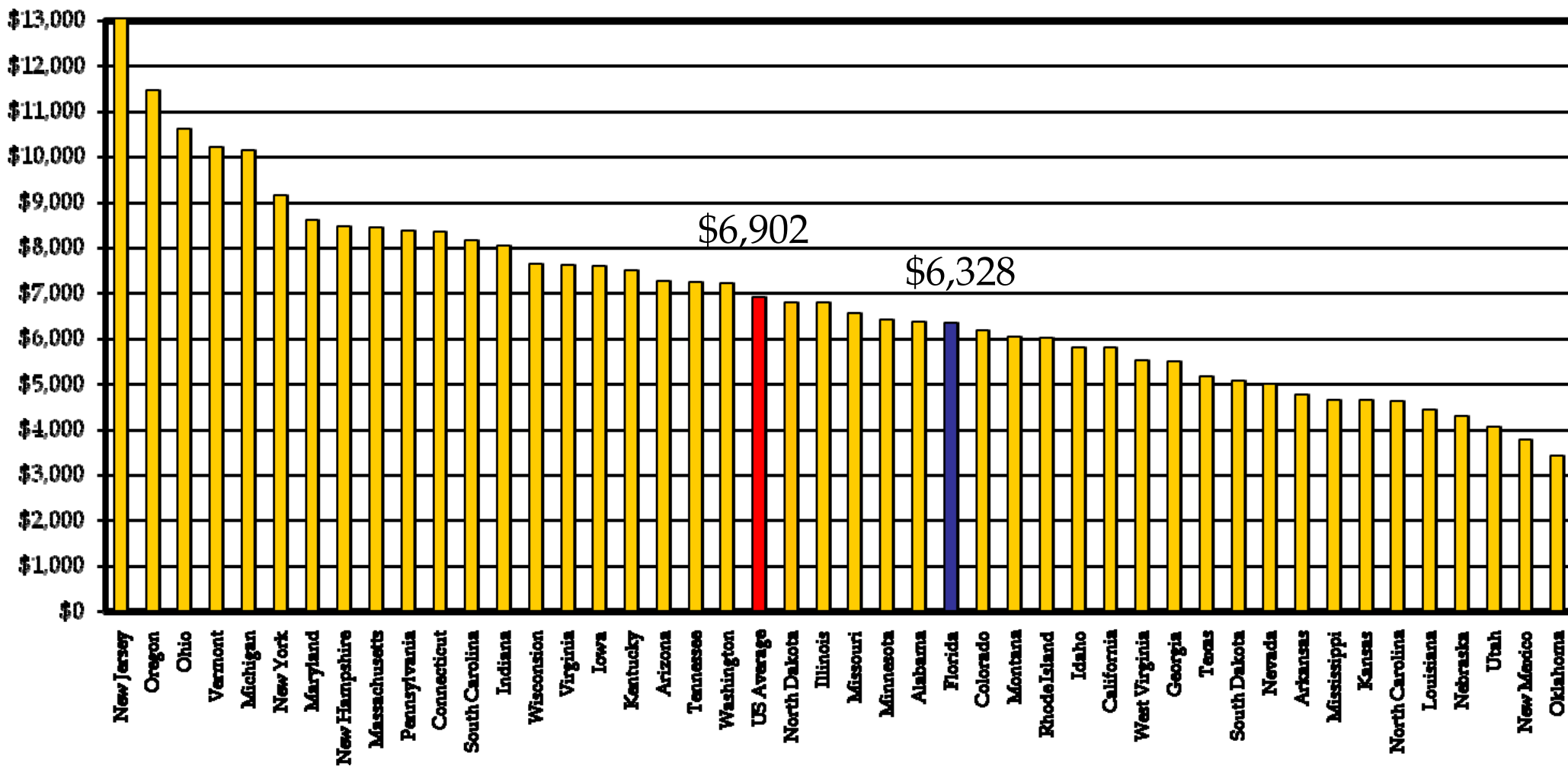
- Delegated to the Board of Governors
- Increases cannot exceed 15% per year
- Tuition varies by university

	UF	FSU	FAMU	USF	FAU	UWF	UCF	FIU	UNF	FGCU
Grad.	\$389	\$305	\$253	\$293	\$260	\$207	\$257	\$310	\$303	\$249
Law	\$477	\$470	\$287					\$402		
Med.	\$27,524	\$17,098		\$25,013			\$20,600	\$24,150		



Graduate Tuition & Fees by State for 2009-10

(Florida ranks 27th)



STATE UNIVERSITY SYSTEM OF FLORIDA
Board of Governors

Washington Higher Education Coordinating Board, Comprehensive Institutions, 2009-10 A National Comparison

Graduate Tuition & Fees Changes

State	2005-06 Tuition & Fees	2009-10 Tuition & Fees	\$ and % Change
Michigan	\$7,667	\$10,138	\$2,471 / 32.2%
National Avg.	\$5,390	\$6,902	\$1,512 / 28.1%
Florida	\$4,926	\$6,328	\$1,402 / 28.5%
California	\$3,808	\$5,800	\$1,992 / 52.3%
Texas	\$3,862	\$5,155	\$1,293 / 33.5%
North Carolina	\$3,636	\$4,620	\$984 / 27.1%



STATE UNIVERSITY SYSTEM of FLORIDA
Board of Governors

Washington Higher Education Coordinating Board, Comprehensive Institutions, 2009-10 A National Comparison

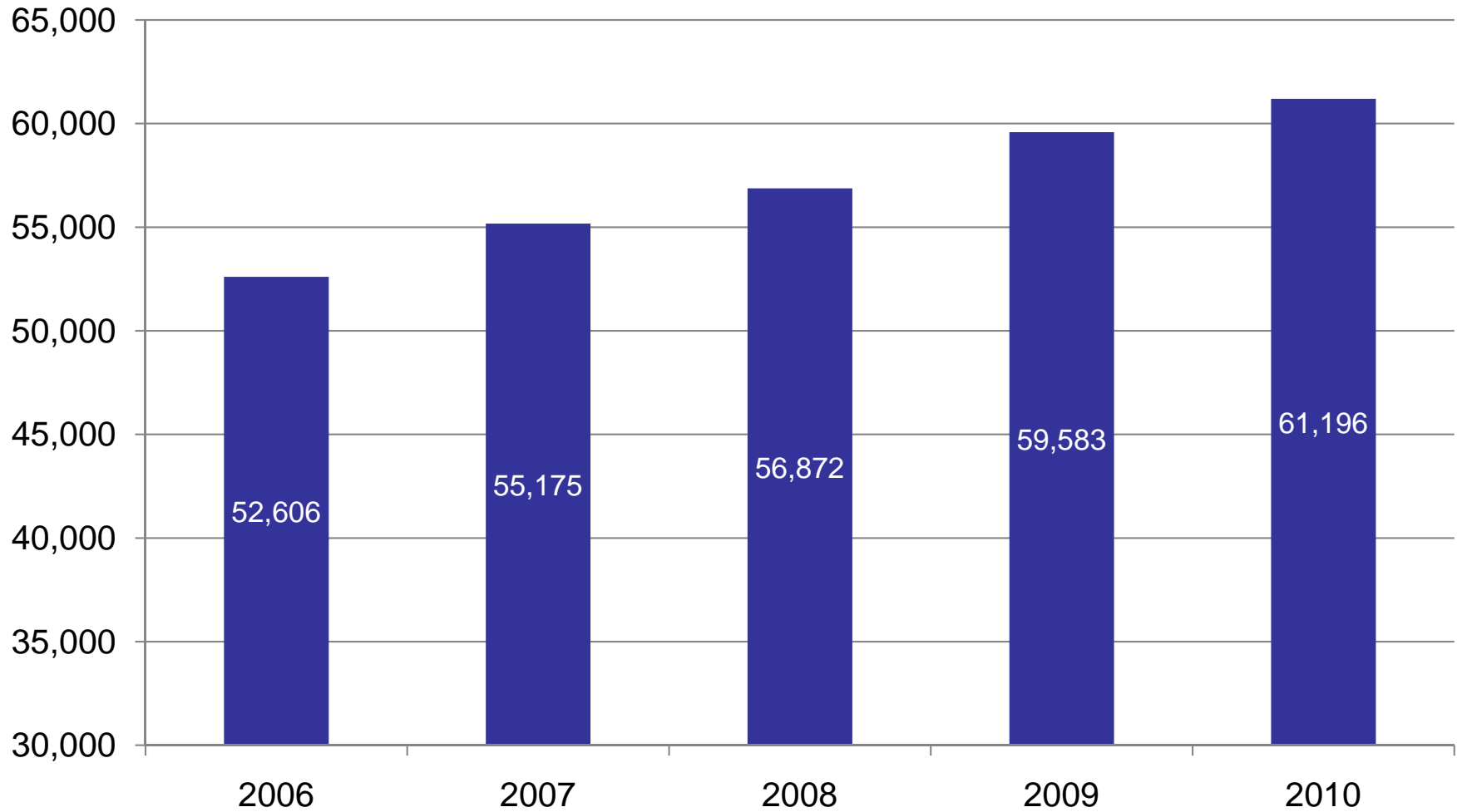
SUS Graduate Tuition Increases

Year	SUS Average	University Increases
2006-07	4.3%	2 at 10%; 4 at 3%; 4 no increase
2007-08	5.5%	2 at 10%; 5 at 5%; 1 at 3%; 2 no increase
2008-09*	7.0%	1 at 15%; 2 at 10%; 1 at 9%; 5 at 6%; 1 no increase
2009-10	10.4%	5 at 15%; 2 at 10%; 1 at 8%; 2 no increase
2010-11	10.8%	4 at 15%; 2 at 10%; 3 at 8%; 1 no increase

* universities may increase up to 15% beginning in 2008-09.



SUS Graduate/Professional Enrollments have Increased 16% Since 2006



STATE UNIVERSITY SYSTEM of FLORIDA
Board of Governors

Fall Headcount

www.flbog.edu

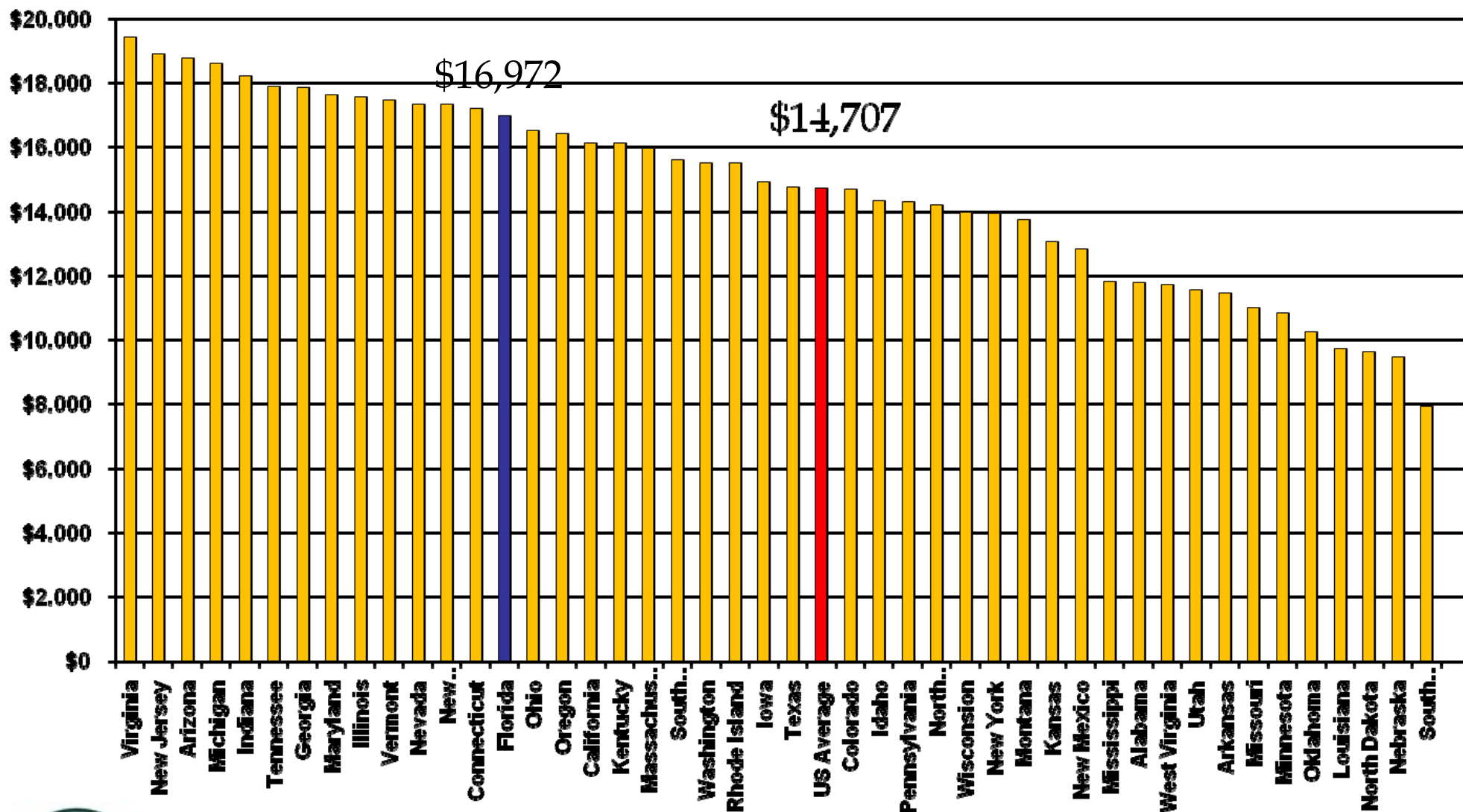
Out-of-State Fee (Tuition)

- Undergraduate, graduate & professional levels have been delegated to the Board of Governors
- Increases cannot exceed 15% per year
- Fee varies by university
- Tuition and fee must cover at least 100% of the cost

	UF	FSU	FAMU	USF	FAU	UWF	UCF	FIU	UNF	FGCU	NCF
UG	\$803	\$554	\$475	\$439	\$519	\$505	\$587	\$511	\$520	\$614	\$684
Grad	\$1,078	\$906	\$840	\$684	\$838	\$836	\$1,012	\$790	\$933	\$1,006	
Law	\$1,091	\$1,091	\$899					\$840			
Med.	\$55,372	\$50,004		\$49,355			\$46,504	\$54,150			



Undergraduate Out-of State Tuition & Fees by State For 2009-10 (Florida ranks 14th)



STATE UNIVERSITY SYSTEM OF FLORIDA
Board of Governors

Washington Higher Education Coordinating
Board, Comprehensive Institutions, 2009-10 A
National Comparison

Undergraduate Out-of-State Tuition & Fees Changes

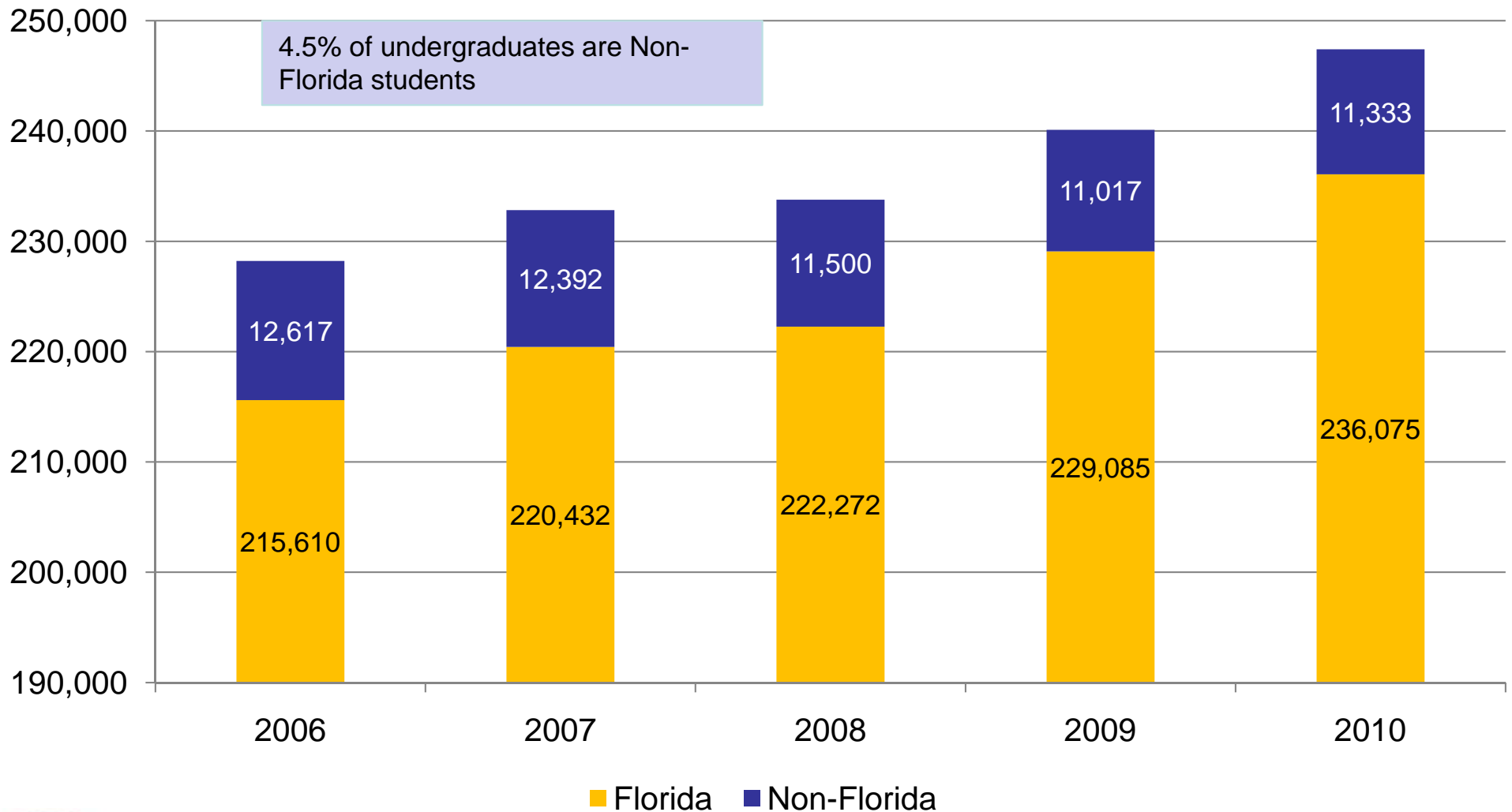
State	2005-06 Tuition & Fees	2009-10 Tuition & Fees	\$ and % Change
Michigan	\$14,039	\$18,577	\$4,538 / 32.3%
Florida	\$15,778	\$16,972	\$1,194 / 7.6%
California	\$13,393	\$16,116	\$2,723 / 14.3%
Texas	\$12,831	\$14,745	\$1,914 / 14.9%
National Avg.	\$12,005	\$14,707	\$2,702 / 22.5%
North Carolina	\$12,859	\$14,170	\$1,311 / 3.6%



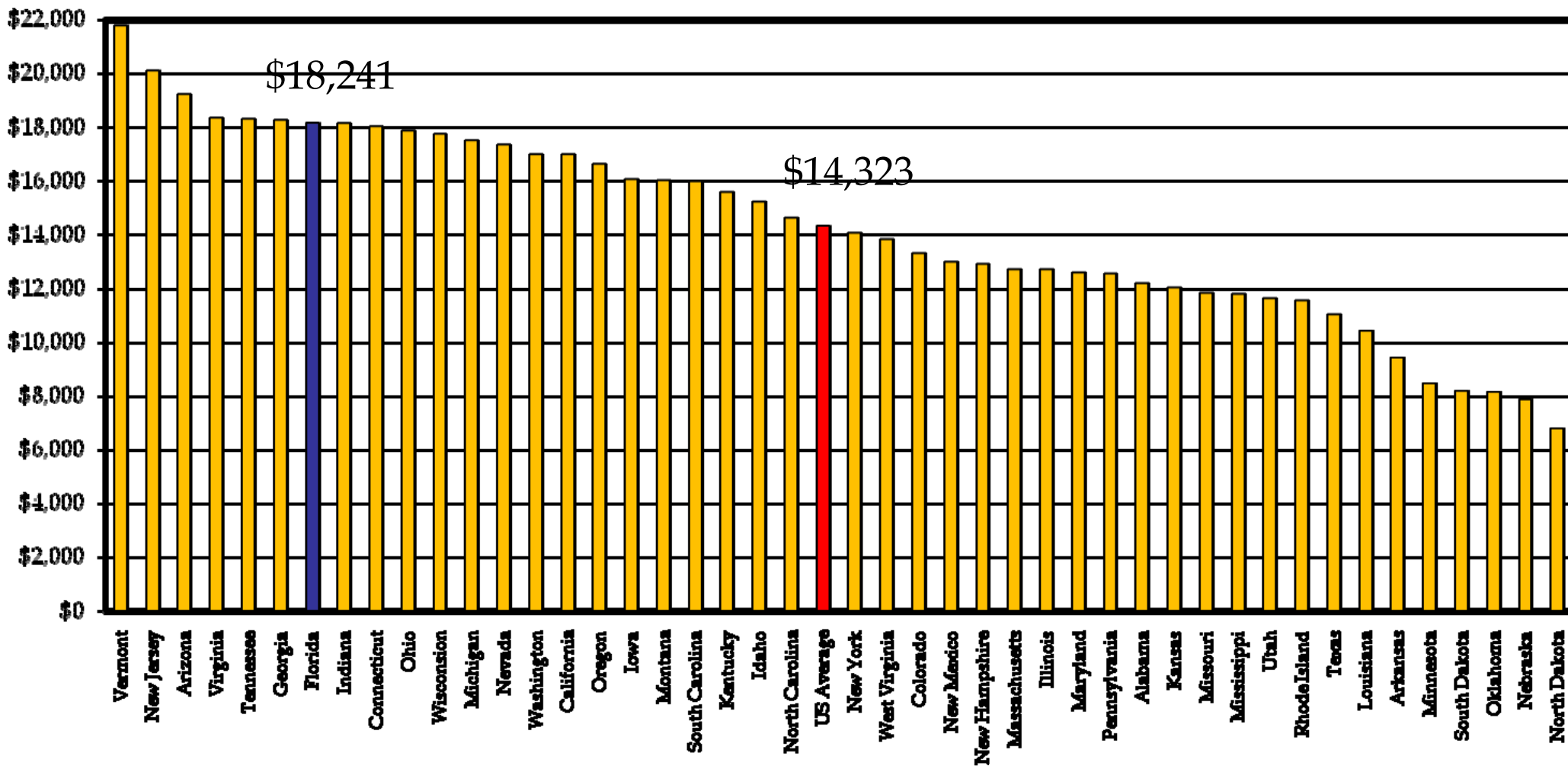
STATE UNIVERSITY SYSTEM of FLORIDA
Board of Governors

Washington Higher Education Coordinating Board, Comprehensive Institutions, 2009-10 A National Comparison

SUS Non-Florida Undergraduate Enrollments have Decreased by 1,284 Students Since 2006



Graduate Out-of-State Tuition & Fees by State for 2009-10 (Florida ranks 7th)



STATE UNIVERSITY SYSTEM OF FLORIDA
Board of Governors

Washington Higher Education Coordinating
Board, Comprehensive Institutions, 2009-10 A
National Comparison

Graduate Out-of-State Tuition & Fees Changes

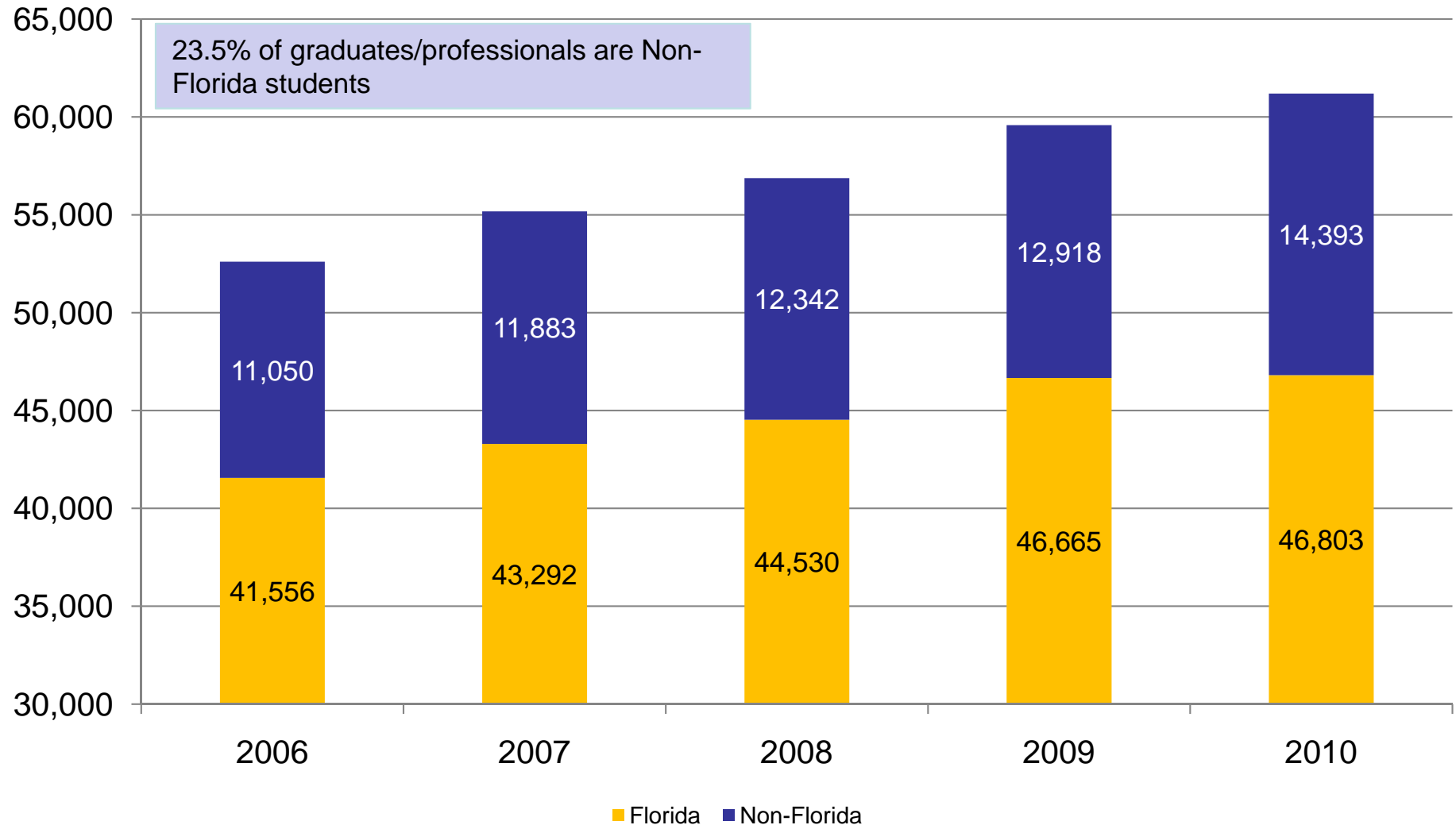
State	2005-06 Tuition & Fees	2009-10 Tuition & Fees	\$ and % Change
Florida	\$17,657	\$18,157	\$500 / 2.8%
Michigan	\$14,167	\$17,499	\$3,332 / 23.5%
California	\$13,977	\$16,960	\$2,983 / 21.3%
North Carolina	\$13,148	\$14,612	\$1,464 / 11.1%
National Avg.	\$11,963	\$14,323	\$2,360 / 19.7%
Texas	\$9,289	\$11,011	\$1,722 / 18.5%



STATE UNIVERSITY SYSTEM of FLORIDA
Board of Governors

Washington Higher Education Coordinating Board, Comprehensive Institutions, 2009-10 A National Comparison

SUS Graduate/Professional Out-of-State Enrollments have Increased 30% Since 2006



Local Fees

- Athletic
- Health
- Activity & Service

Annual increase limited to 5% or equivalent to the percentage increase in base tuition, whichever is higher. Combination cannot exceed 40% of base tuition.

- Technology (no more than 5% of tuition)
- Financial Aid (no more than 5% of tuition)
- Building Fee – capped at \$2.32 per credit hour
- Capital Improvement Fee – capped at \$2.44 per credit hour



Miscellaneous Fees

- Fees capped in statute:
 - Application Fee (may not exceed \$30)
 - Orientation Fee (may not exceed \$35)
 - ID Cards (may not exceed \$15)
 - Late Payment Fee (between \$50-\$100)
 - Transcripts/Diploma Replacement (may not exceed \$10)
 - Admissions Deposit (may not exceed \$200)
 - Late Registration; Payments in Installments (between \$50-\$100)



2010 Legislative Changes

- Allows the Board of Governors to consider new fee proposals submitted by Boards of Trustees.
- Allows the Board of Governors to consider increases to certain miscellaneous fees that are capped in statute.
- Allows the Board of Governors to consider flexible tuition policies; such as block tuition or market tuition for graduate on-line courses or courses offered through continuing education.



Public Colleges and Universities of Florida, Tuition and Required Fees, Fall 2010-11 For New Students on the Main Campus

	UF	FSU	FAMU	USF	FAU	UWF	UCF	FIU	UNF	FGCU	NCF	Avg
Main Campus Local Fees - per credit hour												
Activity & Service	\$13.94	\$11.69	\$10.50	\$11.28	\$11.96	\$12.67	\$10.79	\$11.60	\$13.24	\$11.24	\$16.65	\$12.32
Athletic	\$1.90	\$7.24	\$12.62	\$13.73	\$16.45	\$15.91	\$12.98	\$12.51	\$12.23	\$11.79	\$4.97	\$11.12
Changing NCAA Athletic Divisions								\$2.00	\$2.00	\$4.00		\$2.67
Health	\$12.99	\$12.44		\$9.30	\$8.97	\$6.62	\$9.52		\$9.51	\$7.74	\$4.58	\$9.07
Campus Access/Trans	\$7.33	\$7.90		\$3.00		\$1.80	\$8.19		\$3.85	\$8.50		\$5.80
Other (\$1.5-USF Marshall Center Fee and \$2-FSU Student Affairs Facility Use Fee)		\$2.00		\$1.50								\$1.75
Subtotal	\$36.16	\$41.27	\$23.12	\$38.81	\$37.38	\$37.00	\$41.48	\$26.11	\$40.83	\$43.27	\$26.20	\$35.60
Technology Fee for Undergraduate	\$4.78	\$4.78	\$4.78	\$4.78	\$4.42	\$4.78	\$4.78	\$4.78	\$4.78	\$4.77	\$4.78	\$4.75
Technology Fee for Resident Graduate	\$5.97	\$4.78	\$12.63	\$14.64	\$4.42	\$4.78	\$12.82	\$15.49	\$4.78	\$12.45		\$9.28
Technology Fee for Non-Resident Graduate	\$5.97	\$4.78	\$12.63	\$13.87	\$4.42	\$4.78	\$12.82	\$15.49	\$4.78	\$12.45		\$9.20
Technology Fee for Law	\$4.78	\$4.78	\$14.35					\$20.11				\$11.01
Technology Fee for Nurse Anesthetist (FL/Non-FL)									\$4.78			\$4.78
Technology Fees for Physical Therapy (FL/NonFL)							\$22.01					\$22.01
Main Campus Local Fees - block per term												
Activity & Service				\$7.00								\$7.00
Athletic				\$10.00				\$10.00				\$10.00
Health			\$59.00					\$83.19				\$71.10
Access/Trans			\$65.00		\$64.90			\$81.00				\$70.30
Marshall Center or FSU Student Affairs Facility Use Fee		\$20.00		\$20.00								\$20.00
Subtotal		\$20.00	\$124.00	\$37.00	\$64.90			\$174.19				\$84.02
Main Campus Local Fees - Block Med/Vet./Dentistry Students (annual)												
Resident Med/Vet./Dentistry (annual)	\$1,589.80	\$1,485.72		\$1,314.27	\$1,589.80		\$1,850.40	\$1,747.07				\$1,597.45
Non-Resident Med/Vet./Dentistry (annual)	\$1,589.80	\$1,485.72		\$1,314.27			\$1,850.40	\$1,747.07				\$1,597.45
FL/Non-FL Tech. Fee-Med/Vet/Pharmacy/Dentist	\$143.40	\$172.08		\$1,250.62				\$1,207.50				\$693.40
Annual Technology Fees for Physical Therapy (Resident)				\$796.56								
Annual Technology Fees for Physical Therapy (Non-Resident)				\$845.86								
Subtotal												\$1,445.16
Main Campus Local Fees - Block Physical Therapy Students (Annual)												
Resident Subtotal		\$1,553.62		\$1,314.27								\$1,433.95
Non-Resident Subtotal		\$1,553.62		\$1,314.27								\$1,433.95
Main Campus Local Fees - Block Public Health (42hrs) Students (Annual)												
Subtotal		\$902.74										\$902.74
Other Fees - per credit hour												
Building	\$2.32	\$2.32	\$2.32	\$2.32	\$2.32	\$2.32	\$2.32	\$2.32	\$2.32	\$2.32	\$2.32	\$2.32
CITF	\$2.44	\$2.44	\$2.44	\$2.44	\$2.44	\$2.44	\$2.44	\$2.44	\$2.44	\$2.44	\$2.44	\$2.44
UNDERGRADUATE												
Resident Undergraduate, per credit hour												
Tuition	\$95.67	\$95.67	\$95.67	\$95.67	\$95.67	\$95.67	\$95.67	\$95.67	\$95.67	\$95.67	\$95.67	\$95.67
Tuition Differential Fee for Undergrad	\$22.00	\$22.00	\$12.80	\$22.00	\$12.80	\$12.80	\$15.88	\$22.00	\$12.80	\$12.80	\$12.80	\$16.43
Financial Aid	\$4.78	\$4.78	\$4.78	\$4.78	\$4.78	\$4.78	\$4.78	\$4.78	\$4.78	\$4.77	\$4.78	\$4.78
Subtotal	\$122.45	\$122.45	\$113.25	\$122.45	\$113.25	\$113.25	\$116.33	\$122.45	\$113.25	\$113.24	\$113.25	\$116.87
Resident Undergraduate, total												
2 Sem (30 hrs.)	\$5,044.50	\$5,237.80	\$4,625.30	\$5,198.00	\$4,924.10	\$4,793.70	\$5,020.50	\$5,091.38	\$4,908.60	\$4,981.20	\$4,469.70	\$4,935.89
Per hour	\$168.15	\$174.59	\$154.18	\$173.27	\$164.14	\$159.79	\$167.35	\$169.71	\$163.62	\$166.04	\$148.99	\$164.53
Non-Resident Undergraduate, per credit hour												
Tuition & Out-of-State Fee	\$802.88	\$554.23	\$474.74	\$438.83	\$519.08	\$504.61	\$587.08	\$511.29	\$520.69	\$613.99	\$684.30	\$564.70
Tuition Differential/SCH 2009	\$22.00	\$22.00	\$12.80	\$22.00	\$12.80	\$12.80	\$15.88	\$22.00	\$12.80	\$12.80	\$12.80	\$16.43
Financial Aid	\$40.14	\$27.70	\$23.73	\$21.93	\$25.95	\$25.23	\$29.35	\$24.46	\$26.03	\$30.68	\$34.21	\$28.13
Subtotal	\$865.02	\$603.93	\$511.27	\$482.76	\$557.83	\$542.64	\$632.31	\$557.75	\$559.52	\$657.47	\$731.31	\$609.26
Non-Resident Undergraduate, total												
2 Sem (30 hrs.)	\$27,321.60	\$19,682.20	\$16,565.90	\$16,007.30	\$18,261.50	\$17,675.40	\$20,499.90	\$18,150.38	\$18,296.70	\$21,308.10	\$23,011.50	\$19,707.32
Per hour	\$910.72	\$656.07	\$552.20	\$533.58	\$608.72	\$589.18	\$683.33	\$605.01	\$609.89	\$710.27	\$767.05	\$656.91

**Public Colleges and Universities of Florida, Tuition and Required Fees, Fall 2010-11
For New Students on the Main Campus**

	UF	FSU	FAMU	USF	FAU	UWF	UCF	FIU	UNF	FGCU	NCF	Avg
<u>GRADUATE</u>												
<u>Resident Graduate, per credit hour</u>												
Tuition	\$388.52	\$305.12	\$252.66	\$292.86	\$260.38	\$207.58	\$256.56	\$309.81	\$303.43	\$249.15		\$282.61
Financial Aid	\$19.42	\$15.25	\$12.63	\$14.64	\$13.02	\$10.37	\$12.82	\$15.49	\$15.17	\$12.45		\$14.13
Subtotal	\$407.94	\$320.37	\$265.29	\$307.50	\$273.40	\$217.95	\$269.38	\$325.30	\$318.60	\$261.60		\$296.73
<u>Resident Graduate, total</u>												
2 Sem (24 hrs.)	\$10,915.92	\$8,948.32	\$7,587.20	\$8,851.04	\$7,808.84	\$6,347.76	\$7,882.56	\$9,268.22	\$8,855.28	\$7,729.92		\$8,419.51
Per hour	\$454.83	\$372.85	\$316.13	\$368.79	\$325.37	\$264.49	\$328.44	\$386.18	\$368.97	\$322.08		\$350.81
<u>Non-Resident Graduate, per credit hour</u>												
Tuition & Out-of-State Fee	\$1,078.73	\$906.46	\$839.68	\$684.09	\$837.97	\$835.81	\$1,011.52	\$789.89	\$932.61	\$1,006.30		\$892.31
Financial Aid	\$53.93	\$45.31	\$41.98	\$34.19	\$41.89	\$41.79	\$50.56	\$39.49	\$46.63	\$50.30		\$44.61
Subtotal	\$1,132.66	\$951.77	\$881.66	\$718.28	\$879.86	\$877.60	\$1,062.08	\$829.38	\$979.24	\$1,056.60		\$936.91
<u>Non-Resident Graduate, total</u>												
2 Sem (24 hrs.)	\$28,309.20	\$24,101.92	\$22,380.08	\$18,691.28	\$22,363.88	\$22,179.36	\$26,907.36	\$21,366.14	\$24,710.64	\$26,809.92		\$23,781.98
Per hour	\$1,179.55	\$1,004.25	\$932.50	\$778.80	\$931.83	\$924.14	\$1,121.14	\$890.26	\$1,029.61	\$1,117.08		\$990.92
<u>LAW</u>												
<u>Resident Law, per credit hour</u>												
Tuition	\$476.69	\$470.08	\$287.16					\$402.35				\$409.07
Financial Aid	\$23.83	\$23.50	\$14.35					\$20.11				\$20.45
Subtotal	\$500.52	\$493.58	\$301.51					\$422.46				\$429.52
<u>Resident Law, total</u>												
2 Sem (24 hrs.)	\$13,109.28	\$13,105.36	\$8,497.76					\$11,710.94				\$11,605.84
Per hour	\$546.22	\$546.06	\$354.07					\$487.96				\$483.58
<u>Non-Resident Law, per credit hour</u>												
Tuition & Out-of-State Fee	\$1,091.45	\$1,091.11	\$898.62					\$839.96				\$980.29
Financial Aid	\$54.56	\$54.55	\$44.92					\$41.99				\$49.01
Subtotal	\$1,146.01	\$1,145.66	\$943.54					\$881.95				\$1,029.29
<u>Non-Resident Law, total</u>												
2 Sem (24 hrs.)	\$28,601.04	\$28,755.28	\$23,906.48					\$22,738.70				\$26,000.38
Per hour	\$1,191.71	\$1,198.14	\$996.10					\$947.45				\$1,083.35
<u>MEDICAL</u>												
<u>Resident Medical, annually</u>												
Tuition	\$27,523.82	\$17,098.05		\$25,012.57			\$20,600.00	\$24,150.00				\$22,876.89
Financial Aid	\$1,376.18	\$854.90		\$1,250.62			\$1,030.00	\$1,207.50				\$1,143.84
Subtotal	\$28,900.00	\$17,952.95		\$26,263.19			\$21,630.00	\$25,357.50				\$24,020.73
<u>Resident Medical, total</u>												
Annually (40 hrs)	\$30,823.60	\$19,841.15		\$29,018.48			\$23,670.80	\$28,502.47				\$26,371.30
<u>Non-Resident Medical, annually</u>												
Tuition & Out-of-State Fee	\$55,371.68	\$50,003.95		\$49,355.29			\$46,504.38	\$54,150.00				\$51,077.06
Financial Aid	\$2,768.56	\$2,500.19		\$2,467.75			\$2,325.22	\$2,707.50				\$2,553.84
Subtotal	\$58,140.24	\$52,504.14		\$51,823.04			\$48,829.60	\$56,857.50				\$53,630.90
<u>Non-Resident Medical, total</u>												
Annually (40 hrs)	\$60,063.84	\$54,392.34		\$54,578.33			\$50,870.40	\$60,002.47				\$55,981.48