

The Florida Senate
COMMITTEE MEETING EXPANDED AGENDA
**BUDGET SUBCOMMITTEE ON TRANSPORTATION,
 TOURISM, AND ECONOMIC DEVELOPMENT**
APPROPRIATIONS
Senator Benacquisto, Chair
Senator Margolis, Vice Chair

MEETING DATE: Tuesday, November 15, 2011
TIME: 8:30 —10:30 a.m.
PLACE: *Toni Jennings Committee Room*, 110 Senate Office Building

MEMBERS: Senator Benacquisto, Chair; Senator Margolis, Vice Chair; Senators Alexander, Bennett, Bogdanoff, Bullard, Dean, Diaz de la Portilla, Evers, Fasano, Gaetz, Gibson, Latvala, Norman, Sachs, Smith, and Sobel

TAB	BILL NO. and INTRODUCER	BILL DESCRIPTION and SENATE COMMITTEE ACTIONS	COMMITTEE ACTION
		Presentation by Enterprise Florida, Inc., of Florida's Economic Incentives and Job Creation Benchmarks	Presented
		Presentation by the Division of Emergency Management of its Legislative Budget Request.	Presented
		Presentation by the Department of Economic Opportunity of its Legislative Budget Request	Not Considered
		Overview of the Senate Budget Subcommittee on Transportation, Tourism, and Economic Development Appropriations	Presented
		Other Related Meeting Documents	

Florida's Economic Development Incentives

FLORIDA'S ECONOMIC DEVELOPMENT INCENTIVES – TARGETED INDUSTRIES

The Department of Economic Opportunity, Enterprise Florida, Inc., and Workforce Florida, Inc. facilitate the administration of a host of state level incentives. These incentives are guided by statutory directive with respect to industry and programmatic criteria. Florida Statute 288.106 (2)(t) is the driving guideline for industries for which state incentives can be utilized.

Most state incentive programs require that business operate within a target industry. A Target Industry Business means a corporate headquarters business or any business that is designated as a Target Industry by the Department of Economic Opportunity in consultation with Enterprise Florida, Inc. The following criteria are required for inclusion as a Target Industry:

1. FUTURE GROWTH

Industry forecasts should indicate strong expectation for future growth in both employment and output, according to the most recent available data. Special consideration should be given to businesses that export goods to, or provide services in, international markets and businesses that replace domestic and international imports of goods or services.

2. STABILITY

The industry should not be subject to periodic layoffs, whether due to seasonality or sensitivity to volatile economic variables such as weather. The industry should also be relatively resistant to recession, so that the demand for products of this industry is not typically subject to decline during an economic downturn.

3. HIGH WAGE

The industry should pay relatively high wages compared to statewide or area averages.

4. MARKET AND RESOURCE INDEPENDENT

The location of industry businesses should not be dependent on Florida markets or resources as indicated by industry analysis, except for businesses in the renewable energy industry.

5. INDUSTRIAL BASE DIVERSIFICATION AND STRENGTHENING

The industry should contribute toward expanding or diversifying the state's or area's economic base, as indicated by analysis of employment and output shares compared to national and regional trends. Special consideration should be given to industries that strengthen regional economies by adding value to basic products or building regional industrial clusters as indicated by industry analysis. Special consideration should also be given to the development of strong industrial clusters that include defense and homeland security businesses.

6. ECONOMIC BENEFITS

The industry is expected to have strong positive impacts on or benefits to the state or regional economies.

FLORIDA'S ECONOMIC DEVELOPMENT INCENTIVES

The qualified targeted industries for incentives list was updated and approved in January 2011. The complete report is available at http://www.eflorida.com/download/Target_Industry_Update.pdf

QUALIFIED TARGETED INDUSTRIES FOR INCENTIVES

CLEANTECH	LIFE SCIENCES	INFOTECH	AVIATION / AEROSPACE	HOMELAND SECURITY / DEFENSE	FINANCIAL / PROFESSIONAL SERVICES
MANUFACTURING CORPORATE HEADQUARTERS RESEARCH & DEVELOPMENT					
Biomass & Biofuels Processing Energy Equipment Manufacturing Energy Storage Technologies Photovoltaic Environmental Consulting	Biotechnology Pharmaceuticals MEDICAL DEVICES: Laboratory and Surgical Instruments Diagnostic Testing	Modeling, Simulation and Training Optics and Photonics Digital Media Software Electronics Telecommunications	AVIATION: Aircraft and Aircraft Parts Manufacturing Maintenance Repair and Overhaul of Aircrafts Navigation Instrument Manufacturing Flight Simulator Training AEROSPACE: Space Vehicles and Guided Missile Manufacturing Satellite Communications Space Technologies Launch Operations	EQUIPMENT: Optical Instruments Navigation Aids Ammunition Electronics TRANSPORTATION: Military Vehicles Shipbuilding and Repair TECHNOLOGY: Computer Systems Design Simulation and Training	FINANCIAL SERVICES: Banking Insurance Securities and Investments PROFESSIONAL SERVICES: Corporate Headquarters Engineering Legal Accounting Consulting
EMERGING TECHNOLOGIES			OTHER MANUFACTURING		
Global Logistics Marine Sciences Materials Science Nanotechnology			Food and Beverage Automotive and Marine Plastics and Rubber Machine Tooling		

Businesses able to locate in other states and serving multi-state and/or international markets are targeted. Call Centers and Shared Service Centers may qualify for incentives if certain economic criteria are met. Retail activities, utilities, mining and other extraction or processing businesses, and activities regulated by the Division of Hotels and Restaurants of the Department of Business and Professional Regulation are statutorily excluded from consideration. All projects are evaluated on an individual basis and therefore operating in a target industry does not automatically indicate eligibility.

FLORIDA'S ECONOMIC DEVELOPMENT INCENTIVES – DESCRIPTIONS

CASH & GRANTS

QUICK ACTION CLOSING FUND (QACF)

The Quick Action Closing Fund (Closing Fund) is a discretionary grant incentive that can be accessed by Florida's Governor, after consultation with the President of the Senate and the Speaker of the House of Representatives, to respond to unique requirements of wealth-creating projects. When Florida is vying for intensely competitive projects, Closing Funds may be utilized to overcome a distinct, quantifiable disadvantage after other available resources have been exhausted. The Closing Fund award is paid out based on specific project criteria outlined in a performance-based contract between the company and the State of Florida. Sanctions are applied to companies who fail to meet or maintain performance goals.

Statutory Reference: Section 288.1088, Florida Statutes

HIGH IMPACT PERFORMANCE INCENTIVE (HIPI)

The High Impact Performance Incentive (HIPI) is a negotiated performance grant used to attract and grow major, high impact facilities in Florida. Once approved the high impact business is awarded 50 percent of the eligible grant upon commencement of operations and the balance of the awarded grant once full operations have commenced and the full investment and employment goals have been met and verified.

Statutory Reference: Section 288.108, Florida Statutes

LOCAL GOVERNMENT DISTRESSED AREA MATCHING GRANT PROGRAM (LDMG)

The Local Government Distressed Area Matching Grant Program stimulates investment in Florida's economy by assisting Local Governments in attracting and retaining targeted businesses. Applications are accepted from local governments/municipalities that plan on offering qualified business assistance that are not derived from State or Federal funds to a specific business in the area. These targeted businesses are required to create at least 15 full-time jobs and the project must either be a new to Florida business; expanding operations in Florida; or leaving Florida unless it receives local and state government assistance. The amount awarded by the State of Florida will equal \$50,000 or 50% of the local government's qualified business assistance amount (not derived from State or Federal funds), whichever is less, and be provided following the commitment and payment of that assistance.

Statutory Reference: Section 288.0659, Florida Statutes

ECONOMIC DEVELOPMENT TRANSPORTATION FUND (ROAD FUND)

The Economic Development Transportation Fund (EDTF or Road Fund) may be used to alleviate transportation impediments that adversely impact a company's location or expansion decision. Eligible transportation projects may include improvements such as access roads, turn lanes, and signalization. The funds may be used for design and engineering costs and construction costs of the transportation project. The award amount depends on the improvements needed and the number of jobs created. The maximum grant amount is the eligible transportation improvement project cost, up to \$3 million.

Statutory Reference: Section 288.063, Florida Statutes

FLORIDA'S ECONOMIC DEVELOPMENT INCENTIVES

TAX CREDITS & REFUNDS

CAPITAL INVESTMENT TAX CREDIT

The Capital Investment Tax Credit is used to attract and grow capital-intensive industries in Florida. It is an annual credit against Florida state corporate income tax liability for a period of 20 years from the commencement of operations. The amount of the annual credit is equal to 5 percent of the eligible capital costs generated by a qualifying project. Eligible capital costs include all expenses incurred in the acquisition, construction, installation and equipping of a project from the beginning of construction to the commencement of operations. The ultimate value of credit will depend on the project's Florida corporate income tax liability for the 20 years following commencement of operations. Florida's Corporate Income Tax Rate is 5.5% of apportioned taxable income.

Statutory Reference: Section 220.191, Florida Statutes

QUALIFIED TARGET INDUSTRY (QTI) TAX REFUND

The Qualified Target Industry (QTI) Tax Refund is a tax refund program available to new to Florida companies and existing Florida companies looking to expand by 10 percent. The program is used to encourage quality job growth in targeted, high value-added industries. Pre-approved applicants creating jobs in Florida receive refunds on the taxes they pay including corporate income, sales, ad valorem, insurance and certain other taxes. Refund amounts are dependent upon location, wages paid, and industry of projected jobs.

The program is performance-based and requires the local community to pay 20% of the award for this program.

Statutory Reference: Section 288.106, Florida Statutes

QUALIFIED DEFENSE AND SPACE CONTRACTOR

The Qualified Defense and Space Contractor Tax Refund is a tool to preserve and grow Florida's high technology, defense related employment base – giving Florida a competitive edge as defense, homeland security, or space business contractors consolidate defense contracts, acquire new contracts, or convert to commercial production. Companies are eligible for awards up to \$8,000 per job depending on location and wages paid. For defense consolidation projects companies must expand by at least 25 percent or create at least 80 new jobs. This program is performance-based and requires the local community to pay 20% of the award for this program.

Statutory Reference: Section 288.1045, Florida Statutes

FLORIDA'S ECONOMIC DEVELOPMENT INCENTIVES

BROWNFIELD REDEVELOPMENT BONUS

The Brownfield Redevelopment Bonus is available to encourage redevelopment and job creation within designated brownfield areas. Florida brownfield areas are designated by units of local governments and encompass one or more abandoned, idled, or underused industrial and commercial properties where expansion or redevelopment is complicated by real or perceived environmental contamination.

Pre-approved applicants receive tax refunds of up to 20 percent of the average annual wage of the new jobs created, up to \$2,500 per new job in a designated brownfield area. Refunds are based upon taxes paid by the applicant, including corporate income, sales, ad valorem, intangible personal property, insurance premium, and certain other taxes. The Brownfield Development Bonus may be awarded in addition to the Qualified Target Industry (QTI) Tax Refund.

To qualify, an applicant must locate within a brownfield area and be eligible for the Qualified Target Industry (QTI) program; or demonstrate a fixed capital investment of at least \$500,000 in mixed-use business activities in a brownfield area (\$2 million if the site requires clean-up), including multiunit housing, commercial, retail, and industrial; create at least 10 new Florida full-time jobs with benefits, excluding construction and site cleanup jobs; and provide a resolution from the city or county commission recommending the applicant for the incentive and, at the option of the city or county, committing the community to provide a local match equaling 20 percent of the tax refund.

Statutory Reference: Section 288.107, Florida Statutes

JOBS FOR THE UNEMPLOYED TAX CREDIT

The 2010 Florida Legislature created a new state corporate income tax credit incentive designed to encourage the hiring of unemployed Florida residents, known as “qualified employees.” A qualified employee is a person who was unemployed at least 30 days immediately prior to being hired by the company (hire date after July 1, 2010) and who is a full time employee (working a minimum of an average 36 hours per week) for at least 12 months before the tax credit can be applied for. Additionally, the qualified employee cannot have worked for the applicant, its subsidiaries, or a parent or affiliated company.

The value of the tax credit is \$1,000 per “qualified employee” hired and retained. Tax credits are available on a first come, first served basis. In order to participate, the company must apply to the Department of Economic Opportunity after the qualified employees have been in place for at least 12 months.

Statutory Reference: Section 220.1896, Florida Statutes

FLORIDA'S ECONOMIC DEVELOPMENT INCENTIVES

RESEARCH AND DEVELOPMENT TAX CREDIT

A tax credit for qualified research and development expenses, allowed under U.S. Code Title 26 §41. The Florida credit is equal to 10 percent of the excess qualified research expenses over the company's base amount. The base amount is equal to the qualified research expenses for the four prior taxable years. The credits may not exceed 50 percent of the business's Florida Corporate Income Tax liability.

A \$9 million program cap exists, therefore the credits will be granted based on the order in which completed applications are received. Applications may be filed with the Florida Department of Revenue on or after March 20 for qualified research expenses incurred within the preceding calendar year.

Statutory Reference: Section. 220.196, Florida Statutes

MANUFACTURING AND SPACEPORT INVESTMENT INCENTIVE PROGRAM (MSII)

The Manufacturing and Spaceport Investment Incentive Program encourages capital investment and job creation in manufacturing and spaceport activities in Florida. Applications will be accepted by eligible businesses from July 1, 2010 to June 30, 2012. A tax refund up to \$50,000 will be given on the State Sales and Use Tax paid for eligible equipment purchases. Purchase cost must exceed a business' total expenditures on eligible equipment purchased and placed into service in this state during the 2008 tax year.

Statutory Reference: Section. 288.1083, Florida Statutes

TAX EXEMPTIONS

MANUFACTURING MACHINERY AND EQUIPMENT SALES TAX EXEMPTION

The Manufacturing Machinery and Equipment Sales Tax Exemption is a 100 percent exemption of the sales and use tax on manufacturing machinery and equipment. In order to qualify for the new business exemption, the machinery and equipment must have been purchased, or a purchase agreement made, prior to the date the business first begins to produce a product for inventory or immediate sale. If a purchase agreement was made prior to the beginning of production, such machinery and equipment must be received within twelve months of the date that production began.

Industrial machinery and equipment is exempt from tax when purchased by an expanding business for the purpose of increasing "productive output" by not less than ten percent.

Statutory Reference: Section 212.08, Florida Statutes

POLLUTION CONTROL EQUIPMENT EXEMPTION

The sales tax levied on pollution control equipment shall be exempted for any facility, device, fixture, equipment, machinery, specialty chemical, or bioaugmentation product used primarily for the control or abatement of pollution or contaminants in manufacturing, processing, compounding, or producing for sale items of tangible personal property at a fixed location, or any structure, machinery, or equipment installed in the reconstruction or replacement of such facility, device, fixture, equipment, or machinery.

Statutory Reference: Section 212.051, Florida Statutes

ELECTRICITY TAX EXEMPTION

The Electricity Tax Exemption is applied to 100 percent of the electricity purchased if 75 percent or more is used to operate machinery and equipment at a fixed location to manufacture, process, compound, produce, or prepare for shipment items of tangible personal property for sale, or to operate pollution control equipment, recycling equipment, maintenance equipment, or monitoring or control equipment used in such operations. The exemption is applied to 50 percent of the electricity or steam purchased if 50 to 75 percent is used in manufacturing. No separate metering is required.

Statutory Reference: Section 212.08, Florida Statutes

BOILER FUELS TAX EXEMPTION

When purchased for use as a combustible fuel, purchases of natural gas, residual oil, recycled oil, waste oil, solid waste material, coal, sulfur, wood, wood residues or wood bark used in an industrial manufacturing, processing, compounding, or production process at a fixed location in this state are exempt from the taxes imposed by this chapter; however, such exemption shall not be allowed unless the purchaser signs a certificate stating that the fuel to be exempted is for the exclusive use designated herein. This exemption does not apply to use of boiler fuels that are not used in manufacturing, processing, compounding, or producing items of tangible personal property for sale, or to the use of boiler fuels used by any firm subject to regulation by the Division of Hotels and Restaurants or the Department of Business and Professional Regulation. Propane is not a tax exempt boiler fuel..

Statutory Reference: Section 212.08, Florida Statutes

REPAIR AND LABOR CHARGES TAX EXEMPTION

The Repair and Labor Charges Tax Exemption fully exempts sales tax on labor charges for the repair of, and parts and materials used in the repair of and incorporated into, industrial machinery and equipment which is used for the manufacture, processing, compounding, production, or preparation for shipping of items of tangible personal property at a fixed location within Florida.

Statutory Reference: Section 212.08, Florida Statutes

MACHINERY AND EQUIPMENT USED FOR RESEARCH AND DEVELOPMENT

Machinery and equipment, including but not limited to molds, dies, machine tooling, other appurtenances or accessories to machinery and equipment, testing and measuring equipment, test beds, computers and software, whether purchased or self-fabricated, includes materials and labor for design, fabrication and assembly, used predominantly for research and development and used to meet a qualifying research and development goal are exempt from sales and use tax.

Statutory Reference: Section 212.08, Florida Statutes

FLORIDA'S ECONOMIC DEVELOPMENT INCENTIVES

SEMICONDUCTOR, DEFENSE, OR SPACE TECHNOLOGY SALES TAX EXEMPTION

Semiconductor, Defense, or Space Technology Sales Tax Exemption applies to the purchase of machinery and equipment used in semiconductor technology facilities to manufacture, process, compound, or produce semiconductor technology products for sale or for use by these facilities (100% sales tax exemption). Eligible machinery and equipment includes molds, dies, machine tooling, other appurtenances or accessories to machinery and equipment, testing equipment, test beds, computers, and software, whether purchased or self-fabricated, and, if self-fabricated, includes materials and labor for design, fabrication, and assembly. Machinery and equipment are exempt from sales and use tax if used predominately in semiconductor wafer research and development activities in a semiconductor technology research and development facility, under a separate R&D sales tax exemption.

Defense or Space Technology Sales Tax Exemption applies to industrial machinery and equipment used in defense or space technology facilities to manufacture, process, compound, or produce defense technology products or space technology products for sale or for use by these facilities are exempt from 100 percent of the sales and use tax. Machinery and equipment used predominately in defense or space research and development activities in a defense or space technology research and development facility are also exempt from the sales and use tax, under a separate R&D sales tax exemption.

Statutory Reference: Section 212.08, Florida Statutes

AIRCRAFT REPAIR AND MAINTENANCE LABOR SALES TAX EXEMPTION

All labor charges for the repair and maintenance of qualified aircraft are exempt from sales and use tax. Qualified aircraft is that of more than 15,000 pounds maximum certified takeoff weight and rotary wing aircraft of more than 10,000 pounds maximum certified takeoff weight.

Statutory Reference: Section 212.08, Florida Statutes

EQUIPMENT USED IN AIRCRAFT REPAIR OR MAINTENANCE SALES TAX EXEMPTION

Replacement engines, parts, and equipment are exempt from sales and use tax when used in the repair or maintenance of aircraft of more than 15,000 pounds maximum certified takeoff weight and rotary wing aircraft of more than 10,300 pounds maximum certified takeoff weight, when such parts or equipment are installed on such aircraft that is being repaired or maintained in this state.

Statutory Reference: Section 212.08, Florida Statutes

FIXED WING AIRCRAFT SALES OR LEASES

Fixed Wing Aircraft Sales or Leases having a maximum certified takeoff weight of more than 15,000 pounds; and, used by a "common carrier," as defined in Federal Aviation Administration regulations (Title 14, chapter I, part 128 or 129, Code of Federal Regulations).

Statutory Reference: Section 212.08, Florida Statutes

FLORIDA'S ECONOMIC DEVELOPMENT INCENTIVES

RENEWABLE ENERGY PRODUCTION TAX CREDIT

The Renewable Energy Production Tax Credit is available to encourage the development and expansion of facilities that produce renewable energy in Florida. An annual credit will be awarded, based on the taxpayer's production and sale of electricity from a new or expanded Florida renewable energy facility.

The credit is equal to \$0.01 for each kilowatt-hour of electricity produced and sold by the taxpayer to an unrelated party during a given tax year.

It is capped at \$5 million per state fiscal year per applicant.

It is applicable to solar thermal electric, photovoltaics, wind, biomass, hydroelectric, geothermal electric, CHP/cogeneration, hydrogen, tidal energy, wave energy, and ocean thermal.

Statutory Reference: Section 220.193, Florida Statutes

WORKFORCE INCENTIVES

QUICK RESPONSE TRAINING (QRT)

Quick Response Training (QRT) is an employer-driven training program designed to assist new value-added businesses and provide existing Florida businesses the necessary training for expansion. This program is customized, flexible, and responsive to individual company needs. The company may use in-house training, outside vendor training programs or the local educational entity to provide training. Reimbursable training expenses include: instructors' wages, curriculum development, and textbooks.

Statutory Reference: Section 288.047, Florida Statutes

INCUMBENT WORKER TRAINING (IWT)

Incumbent Worker Training (IWT) provides training to currently employed workers to keep Florida's workforce competitive in a global economy and to retain existing businesses. The program is available to all Florida businesses that have been in operation for at least one year prior to application and require skills upgrade training for existing employees. Priority is given to businesses in targeted industries, Enterprise Zones, HUB Zones, Inner City Distressed areas, Rural Counties and areas, and Brownfield areas.

*IWT is a federally funded program.

Statutory Reference: Section 445.003, Florida Statutes

EXPEDITED PERMITTING

Florida fully understands the importance of timely and responsive action and assistance on all regulatory issues, and is committed to meeting the needs and timeframe of companies. Expedited Permitting law, among other benefits, ensures final agency action on permit applications within 90 days from the receipt of complete application(s).

Statutory Reference: Section 403.973, Florida Statutes

ENTERPRISE ZONE, URBAN, AND RURAL OPPORTUNITIES

URBAN JOB TAX CREDIT

The Urban Job Tax Credit Program encourages the creation of jobs in urban areas of Florida. The program provides tax credits to eligible businesses that hire a specific number of employees and are located within the 13 Urban Areas designated by the Department of Economic Opportunity. The credit ranges from \$500 to \$2,000 per qualified job and can be taken against either the Florida Corporate Income Tax or the Florida Sales and Use Tax. A total of \$5 million of tax credits may be approved under the Urban Job Tax Credit Program each calendar year. One million dollars of tax credits will be exclusively reserved for businesses located within Tier One designated areas.

Statutory Reference: *Section 212.097, Florida Statutes (sales and use tax) and*

Statutory Reference: *Section 212.1895, Florida Statutes (corporate income tax)*

ENTERPRISE ZONE JOBS TAX CREDIT

Enterprise Zone Jobs Tax Credit allows a credit against Corporate Income taxes or Sales and Use taxes collected and remitted to the State by businesses located in an Enterprise Zone and who create new full-time jobs. The amount of the credit is based the amount of wages and the number of employees who are residents of the Enterprise Zone.

If 20 percent or less of the business' employees are residents of the Enterprise Zone, the business is eligible to receive a credit of 20 percent of wages paid to new eligible employees. If 20 percent or more of the permanent, full-time employees are residents of the Enterprise Zone, then the business is eligible to receive a credit of 30 percent of wages. The credit is limited to 24 months if the employee remains employed for 24 months.

Statutory Reference: *Section 220.181, Florida Statutes (corporate income tax) and*

Statutory Reference: *Section 212.096, Florida Statutes (sale tax)*

RURAL ENTERPRISE ZONE JOBS TAX CREDIT

The Rural Enterprise Zone Jobs Tax Credit allows a credit against taxes for businesses located in a rural Florida Enterprise Zone, who remit corporate income tax or collect and pay Florida Sales and Use Tax. The credit is based on wages paid to new employees in a new full-time job who have been employed by the business for at least 3 months and are residents of a rural county.

Businesses located within a rural Enterprise Zone will receive a credit of 30 percent of wages paid to new eligible employees who are residents of a rural county. If 20 percent or more of the permanent, full-time employees are residents of a Florida rural enterprise zone, the credit is 45 percent.

Statutory Reference: *Section 212.096, Florida Statutes (sale tax) and*

Statutory Reference: *Section 220.181, Florida Statutes (corporate income tax)*

FLORIDA'S ECONOMIC DEVELOPMENT INCENTIVES

ENTERPRISE ZONE PROPERTY TAX CREDIT

Enterprise Zone Property Tax Credit is a tax credit on corporate income tax equal to 96 percent of ad valorem taxes paid on the new or improved property. Any unused portion of the credit may be carried forward for five years. The credit can be claimed for five years, up to a maximum of \$50,000 annually, if 20 percent or more employees are enterprise zone residents. Otherwise the credit is limited to \$25,000 annually. Firms must earn more than \$5,000 to take advantage of the credit. The Federal tax burden may increase, since state tax liability is reduced. The amount of the credit must also be added back to Florida taxable income.

Statutory Reference: Section 220.182, Florida Statutes

BUSINESS MACHINERY AND EQUIPMENT SALES TAX EXEMPTION

The Sales Tax Refund for Business Machinery and Equipment Used in an Enterprise Zone is available for sales taxes paid on the purchase of certain business property, (e.g., tangible personal property such as office equipment, warehouse equipment and some industrial machinery and equipment), which is used exclusively in an enterprise zone for at least three years. Business equipment must have a sales price of at least \$5,000 per unit.

The maximum refund per application will be no more than \$5,000 or 97 percent of the tax paid. If 20 percent or more of the permanent, full-time employees of the business are residents of a Florida enterprise zone, the refund will be no more than the lesser of \$10,000 or 97 percent of the tax paid. Multiple applications may be submitted.

Statutory Reference: Section 212.0805b, Florida Statutes

BUILDING MATERIALS TAX EXEMPTION

The Sales Tax Refund for Building Materials Used in an Enterprise Zone is available for sales taxes paid on the purchase of building materials used to rehabilitate real property located in an enterprise zone.

The total amount of the sales tax refund must be at least \$500, but may be up to \$5,000 of the tax paid per parcel of property. If 20 percent or more of the permanent, full-time employees of the business are residents of a Florida enterprise zone the refund will be no more than \$10,000 per parcel.

Statutory Reference: Section 212.0805g, Florida Statutes

ELECTRICITY TAX EXEMPTION

The Enterprise Zone Sales Tax Exemption for Electrical Energy is a 50% sales tax exemption available to qualified businesses located in an enterprise zone on the purchase of electrical energy. If 20 percent or more of the permanent, full-time employees are residents of a Florida enterprise zone, the exemption is 100 percent of sales tax. This exemption is only available if the municipality in which the business is located has passed an ordinance to exempt enterprise zone businesses from 50 percent of the municipal utility tax.

Statutory Reference: Section 212.0815, Florida Statutes

FLORIDA'S ECONOMIC DEVELOPMENT INCENTIVES

RURAL JOB TAX CREDIT

The Rural Jobs Tax Credit is an incentive for eligible businesses located in one of Florida's 33 rural counties to create new jobs. These tax credits are provided to encourage meaningful employment opportunities that will improve the quality of life of those employed and to encourage economic expansion of new and existing businesses in rural areas of Florida.

The tax credit provides for \$1,000 per qualified job and can only be taken against either the Florida Corporate Income Tax or the Florida Sales and Use Tax (remitted). Five million dollars of tax credits may be approved in a calendar year.

Statutory Reference: Section 212.098, Florida Statutes (sales tax) and

Statutory Reference: Section 220.1895, Florida Statutes (corporate income tax)

RURAL INFRASTRUCTURE FUND

The Rural Infrastructure Fund is a resource available to rural communities to facilitate infrastructure projects in Florida. Eligible projects must result in job creation, capital investment, and the strengthening and diversification of rural economies by promoting tourism, trade and economic development. The grant award is up to 30 percent of the total infrastructure project cost up to a maximum of \$675,000. The project must be related to specific job-creating opportunities and may be awarded to applicants who have applied for the maximum available under other state or federal infrastructure funding programs.

Statutory Reference: Section 288.065, Florida Statutes

FILM AND ENTERTAINMENT PRODUCTION INCENTIVES

ENTERTAINMENT INDUSTRY FINANCIAL INCENTIVE PROGRAM

The Entertainment Industry Financial Incentive Program is a transferable tax credit that can be taken against corporate income or sales and use tax collected and remitted in Florida. The program is used to encourage the use of Florida as a site for filming, for the digital production of films, and to develop and sustain the workforce and infrastructure for film, digital media, and entertainment production. The tax credits are calculated as a percentage of each pre-certified project's qualified Florida expenditures. The tax credit is awarded to the pre-certified production projects once they have completed their projects and after the Office of Film and Entertainment reviews their CPA audited receipts and final reports.

Statutory Reference: Section 288.1254, Florida Statutes

ENTERTAINMENT INDUSTRY SALES TAX EXEMPTION PROGRAM

Any production company engaged in this state in the production of motion pictures, made-for-TV motion pictures, television series, commercial advertising, music videos, or sound recordings may submit an application to the Department of Revenue to be approved by the Office of Film and Entertainment as a qualified production company for the purpose of receiving a sales and use tax certificate of exemption from the Department of Revenue.

Statutory Reference: Section 288.1258, Florida Statutes

Florida's Business Incentives and Job Creation Overview

**Gray Swoope, Secretary of Commerce
President & CEO, Enterprise Florida**

Where we are- Day 46

- October 1, 2011- 4 government entities combined
- Steady progress on streamlining functions, improving an outdated system, ensuring accountability measures are intact, maintaining a higher level of service
- Strong commitment to improving Florida's competitiveness while being good stewards of tax dollars

Incentives and Compliance

- EFI and DEO will continue to follow the law regarding public records and compliance
- Most of Florida's Incentives are performance-based meaning that the companies must perform or no incentives are paid
- Florida's legislature has consistently & statutorily mandated some of the strongest clawbacks and sanctions for non-performance in the United States
- Companies that aren't in compliance, and not following the laws of Florida, will be subject to appropriate action

Overview of Current Incentive Data

- Items to consider when looking at DEO data from 1995-present
 - 1,622 incentives have been approved since 1995 and state is only renegotiating 6 closing funds
 - This represents less than 2% of the total award payments
 - More than 1,000 of the approved incentives fall into the Qualified Target Industry Tax Refund, a tax refund provided to create high wage jobs in targeted high value-added industries. **No cash is paid to companies up front in this program**
 - Not every negotiated incentive award is acted upon by the company
 - Many projects are worked and brought to fruition that require no incentives

Measuring Incentive Programs in Context

- The spreadsheet provided by DEO to the media, listed 1,622 notations of incentives used by projects
- Companies often use multiple incentives, so the number of projects is actually 1,332
- You can not simply add up all of the programs and expect them to equal job numbers – the math doesn't work!
- Met with the media (10/28) to give some context on incentives available and the reasons they're used
- How are we measuring success?

ROI, Payback, Economic Benefit

- **2011 Incentives Report will provide actual ROI results based on verified company performance and State incentives paid to these businesses**
 - Data currently being compiled and analyzed
 - Report due December 30
- **Project versus program approach**
 - Looking at ROI program by program tells only part of the story
 - An incentive program with a high ROI does not mean the State should focus its limited funds to that program in lieu of others
 - SEED funding structure is an important step in the right direction
- **Revised impact analysis model in place**
 - Model reviewed by EDR (Office of Economic and Demographic Research) Implemented on July 1, 2011

Qualified Targeted Industry (QTI) Tax Refund

Objective: Spur new job creation in Florida's target industries

- Based on net-new jobs
- Performance-based – **Incentive paid after verification of jobs created, average wage, and taxes paid**
- Requires a local community match

Total QTI projects	Currently active	Choose not to proceed with project	Partial Performance	Completed	Confirmed jobs created
1047	306 (29%)	485 (46%)	163 (16%)	93 (9%)	80,870

Quick Action Closing Fund (QAC)

Objective: Spur new job creation in Florida's target industries

- Discretionary cash incentive used to create and retain Florida jobs
- Companies make specific job, wage, and investment commitments
- Every contract contains sanctions and penalties (clawbacks) for falling short of commitments
- Companies sign a contract to utilize funds within a certain time frame, if they are not used the funds become available for reallocation

Total QAC projects	Currently active	Choose not to proceed with project	Partial Performance	Complete	Jobs created
95	70 (75%)	15 (15%)	7 (7%)	3 (3%)	14,034

Innovation Incentive Fund (IIF)

Objective: Spur research and development and innovative business projects

- Negotiated multi-year award based on unique project needs (long term intent to build capacity in key sectors)
- Companies make specific job, wage, and investment commitments
- Contracts include a reinvestment requirement; business repays funds into State trust fund
- Requires a 1:1 match by local community

Total IIF projects	Active contracts	Awards paid to companies	Awards held by State
8	8	\$225m	\$194m

Economic Development Transportation Fund (“Road Fund”)

Objective: Improve transportation infrastructure to support economic development projects

- Cash grant to local governments for the construction or improvement of transportation infrastructure needed to accommodate new or existing industry
- Reimbursable grant to community, with payments made after business has begun vertical construction
- State and local government have a permanent asset
- Not measured by job creation

Completed Projects	Total State Investment
166	\$115m

High Impact Performance Incentive Grants (HIPI)

Objective: Spur new job creation and capital investment in Florida's high impact sectors

- Performance-based; company receives grant in two payments, both after job creation and capital investment have been verified

Total HIPI Projects	Currently Active	Partial Performance	Completed Projects	Confirmed Capital Investment	Confirmed Jobs Created
11	5 (45%)	3 (27%)	3 (27%)	\$1.39B	1,904

Capital Investment Tax Credit (CITC)

Objective: Spur new capital investment in Florida's high impact sectors

- Tax credit for up to 20 years, based on the amount of capital investment
- Credits claimed after job and investment milestones have been met

Total CITC Projects	Businesses Eligible to Claim Credits	Credits Claimed	Confirmed Capital Investment	Confirmed Jobs Created
24	19	\$54.5m	\$790m	3,571

Additional Incentives

- **Brownfield Redevelopment & Bonus Tax Refund**
 - Objective: Spur new job creation and investment in blighted or environmentally contaminated areas
- **Qualified Defense & Space Contractor Tax Refund (QDSC)**
 - Objective: Spur new job creation in Florida's defense and space industries
- **Semiconductor, Defense and Space Technology Sales Tax Exemption (SDST) –**
 - Objective: Spur new capital investment in Florida's semiconductor, defense and space industries
- **Manufacturing and Spaceport Investment Incentive (MSII)**
 - Objective: Spur new capital investment in Florida's manufacturing and space industries
- **Local Government Distressed Area Matching Grant (LDAMG)**
 - Objective: Spur new job creation and capital investment in Florida's distressed areas

Six Companies in Renegotiation

- There are checks and balances
- All contracts have performance requirements
- Sometimes market or economic conditions impact whether a company is able to meet their economic and job creation goals during the anticipated timeframe
- DEO is in the process of renegotiating with these companies because there is an opportunity to lock-in a variation of the original project and still generate a positive return on the State's investment

About the Escrow Fund

- Of the six companies currently in renegotiations, funds are being held in escrow for two:
 - \$12,438,000 – Jabil
 - \$13,333,334 – Piper
- The escrow account is managed by Enterprise Florida who gives quarterly reports to DEO regarding the fund balance
- Incentive closing funds are held in the account until such time the companies have met performance measures
- Including the \$25,771,334 held in escrow for Piper and Jabil there is a total of \$42,271,034 being held for 15 different projects that are in varying stages of progress

Effective Economic Development

- Flexibility
 - Allow the state the funding flexibility to be able to compete
- This administration's economic development team looks to maximize private investment and local commitment in a project prior to any public funds being committed
- Through our combined efforts, we will create jobs for Floridians and ensure our state has the most business-friendly climate in the nation



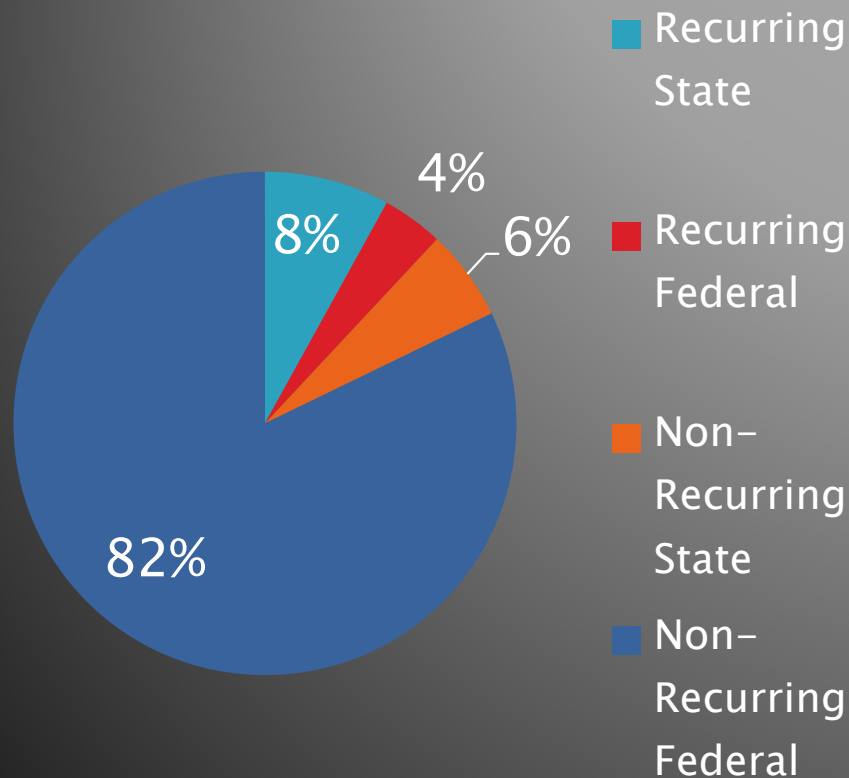
FLORIDA DIVISION OF

EMERGENCY MANAGEMENT

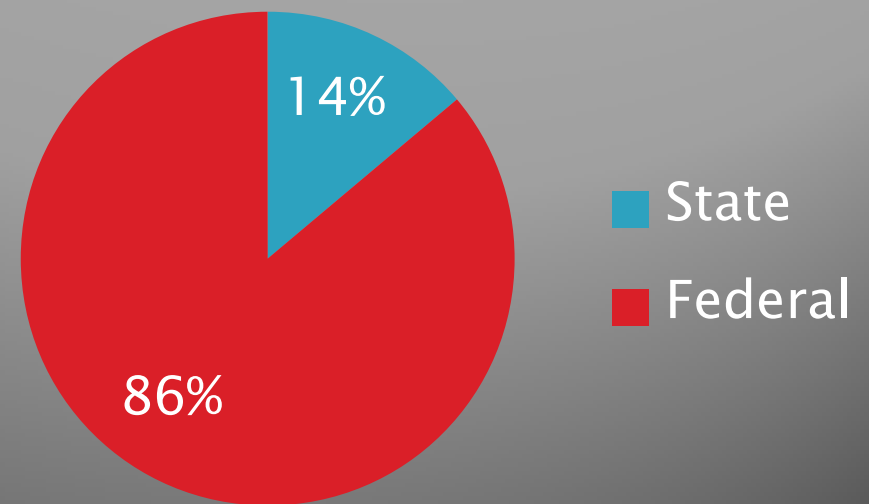
FY 2012-13 LEGISLATIVE BUDGET REQUEST

FY 11/12 Budget \$278,825,999

Recurring vs. Non-Recurring

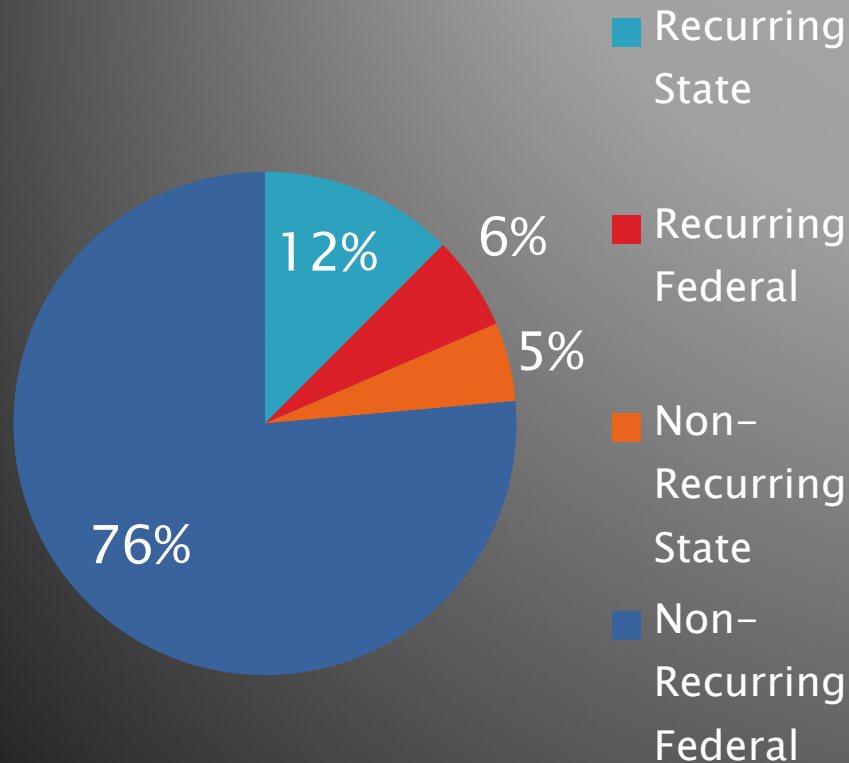


Fund Distribution

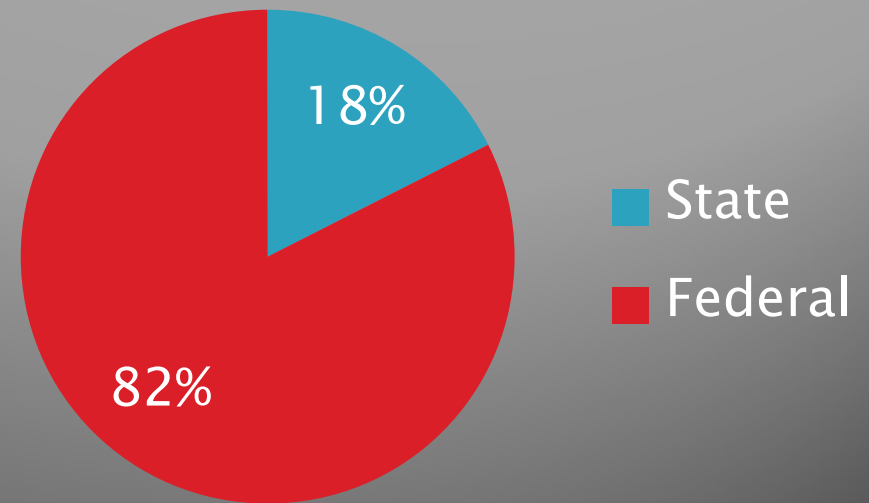


FY 12/13 Budget \$191,409,299

Recurring vs. Non-Recurring



Budget Distribution



OVERALL DECREASE OF 31% FROM FY 2011-12



Federally Declared Disasters

- ▶ 15 Open Federally Declared Disasters
- ▶ Funds the Public Assistance and Hazard Mitigation Grant Programs
- ▶ FY 2011–12 Budget: \$212,516,353
- ▶ FY 2012–13 Budget: \$133,125,241
- ▶ As these events mature and projects are completed the federal budget obligation dollars decline
- ▶ Requires a cash match need of \$6,319,771



Non-Disaster Programs

- ▶ Non-Disaster Mitigation Programs
 - Pre Disaster Mitigation
 - Repetitive Flood Claim
 - Severe Repetitive Loss
 - Flood Mitigation Assistance Program
 - Community Assistance Program
 - Residential Construction Mitigation Program
- ▶ These programs are federal and state funded programs that assist local/state government to eliminate or reduce the impacts of hazards.
- ▶ In order to maintain the state's Enhanced Mitigation Plan, all programs (except RCMP) must be administered. This designation provides a reduced match rate and increases the percentage of Hazard Mitigation Funding from 15% to 20%. For declared disasters after 2007 this equates to an additional \$9.3M of federal dollars
- ▶ FY 2011-12 Budget: \$20,959,486
- ▶ FY 2012-13 Budget: \$18,329,021



Emergency Management Local Programs

- ▶ State and Federal recurring/non-recurring funding is provided to local governments to support emergency management programs and implementation of state priorities
- ▶ An increase of \$10,000 per county in state funding is being requested to maintain the response capabilities of local emergency management officials
- ▶ FY 2011-12 Budget: \$12,610,863
- ▶ FY 2012-13 Budget: \$13,280,863



Emergency Management Performance Grant

- ▶ Federal funding to support base grant programs and support implementation of state priorities
- ▶ State Priorities
 - Planning/Catastrophic Planning
 - National Incident Management System/National Response Framework
 - All Hazards Public Education
 - American with Disabilities Act
 - Professional Development of Emergency Managers
 - Regional Collaboration (local base grants in previous slide)
- ▶ FY 2011–12 Budget: \$4,042,373
- ▶ FY 2012–13 Budget: \$4,513,480



Civil Air Patrol

- ▶ Per Section 252.55, F.S. state funds are provided to the Florida Wing of the Civil Air Patrol
- ▶ Funds are for acquisition, installation, conditioning and maintenance of the aircraft
- ▶ FY 2011–12 Budget: \$49,500
- ▶ FY 2012–13 Budget: \$49,500



State Logistics Response Center

- ▶ 200,000 square foot facility in Orlando for logistical staging and warehousing capacity in order to respond to disasters
- ▶ Federal and state funding for building operations
- ▶ FY 2011–12 Budget: \$2,277,697
- ▶ FY 2012–13 Budget: \$2,288,175



Hurricane Shelter Retrofit Program

- ▶ Section 215.559, Florida Statutes distributes funds from the Florida Hurricane Catastrophe Fund to retrofit existing facilities used as public hurricane shelters
- ▶ Appropriated as fixed capital outlay
- ▶ FY 2011–12 Budget: \$3,000,000
- ▶ FY 2012–13 Budget: \$3,000,000



Technological Hazards Program

- ▶ Federal and state funding for performing emergency preparedness and community education/awareness programs relating to hazardous materials and nuclear power plants
- ▶ State funding is derived from fees collected from the industry and an annual contract with the four nuclear power plants in and near Florida
- ▶ FY 2011–12 Budget: \$2,226,076
- ▶ FY 2012–13 Budget: \$2,409,477



Petroleum Allocation & Emergency Energy Program

- ▶ Per Chapter 2011-142, Laws of Florida, a petroleum allocation and emergency energy plan responsibilities were transferred to DEM
- ▶ FTEs or funding were provided for these additional responsibilities and the Division does not house the expertise or staff required
- ▶ The Division is requesting 3 FTEs to be created and funded from General Revenue
- ▶ FY 2012-13 Budget: \$162,777



American Reinvestment & Recovery Act

- ▶ Through a sub-grant agreement with the Florida Energy Office, DEM received 2009 ARRA funds from the US Department of Energy
- ▶ This agreement was to perform training and conduct exercises regarding the state's energy assurance plan
- ▶ The agreement ends on 8/12/12 and the budget request is to cover the salary of 1 OPS staff for the 6 week period to perform final closeout activities
- ▶ FY 2011–12 Budget: \$296,176
- ▶ FY 2012–13 Budget: \$8,352



Schedule VIII–B Reduction Issue

- ▶ DEM proposes to reduce the Residential Construction Mitigation Program(RCMP) by \$2,300,128
- ▶ This program is funded through a distribution from the Florida Hurricane Catastrophe Fund as outlined in Section 215.559, Florida Statutes
- ▶ The reduction will have the following impacts
 - Reduce the amount of mobile homes mitigated by 657 (\$934,312)
 - Reduce the amount of hurricane research funding by \$233,693
 - Reduce the projects funded through a competitive grant process by 12 (\$1,132,123)
 - May impact the tax exempt status of the Florida Hurricane Catastrophe Fund
 - Necessitate a change in the statute regarding distribution



**DEPARTMENT OF ECONOMIC OPPORTUNITY
LBR ISSUES FOR FY 2012-2013**

ISSUE TITLE	ISSUE DESCRIPTION	FY 2011-12 FUNDING			FY 2012-13 BASE BUDGET FUNDING			FY 2012-13 LBR - ISSUES ABOVE BASE BUDGET					
		GENERAL REVENUE	TRUST FUNDS	TOTAL - ALL	GENERAL REVENUE	TRUST FUNDS	TOTAL - ALL	FTE	GENERAL REVENUE	SEED FUND	TRUST FUNDS	TOTAL - ALL FUNDS	FUNDING SOURCE
TIER I PRIORITIES - FUNDING THAT IS CRITICAL FOR JOB CREATION AND ECONOMIC DEVELOPMENT ACTIVITIES													
Consolidate Funding for Economic Development Programs	Requests \$125 million of consolidated funding from the State Enhancement and Economic Development (SEED) Trust Fund (\$125 million) and \$4,910,000 from the Economic Development Trust Fund (\$4,910,000). These nonrecurring funds will be used for various programs, incentives, and economic development activities that include, but are not limited to:												
	<i>Innovation Incentive Program</i>	15,000,000	-	15,000,000	-	-	-	-	-	125,000,000	4,910,000	129,910,000	SEED and Economic Development Trust Funds
	<i>Quick Action Closing (QAC) Fund</i>	42,000,000	-	42,000,000	-	-	-	-	-	-	-	-	
	<i>Qualified Target Industry (QTI) Tax Refund</i>	14,341,020	3,816,005	18,157,025	-	-	-	-	-	-	-	-	
	<i>Qualified Defense Contractor (QDC) Tax Refund</i>	462,600	115,650	578,250	-	-	-	-	-	-	-	-	
	<i>Qualified Target Industry Tax Refund - Brownfield Redevelopment Bonus</i>	1,196,380	318,345	1,514,725	-	-	-	-	-	-	-	-	
	<i>Defense Infrastructure Program (FCO)</i>	1,581,245	-	1,581,245	-	-	-	-	-	-	-	-	
	<i>Military Base Protection</i>	1,000,000	-	1,000,000	-	-	-	-	-	-	-	-	
	<i>International Advocacy</i>	600,000	-	600,000	-	-	-	-	-	-	-	-	
	<i>Rural Community Development</i>	360,000	810,000	1,170,000	-	-	-	-	-	-	-	-	
	<i>Rural Infrastructure Program (FCO)</i>	1,581,244	-	1,581,244	-	-	-	-	-	-	-	-	
	<i>Florida Black Business Loan Program</i>	2,275,000	-	2,275,000	-	-	-	-	-	-	-	-	
	<i>Brownfield Redevelopment Grant</i>	1,000,000	250,000	1,250,000	-	-	-	-	-	-	-	-	
	<i>Other Economic Development Projects</i>	10,500,000	4,000,000	14,500,000	10,000,000	-	10,000,000	-	-	-	-	-	
		91,897,489	9,310,000	101,207,489	10,000,000	-	10,000,000	-	-	125,000,000	4,910,000	129,910,000	
Reserve State Funds for Economic Development Opportunities	Requests \$100 million of unallocated General Revenue funds in a "Qualified Expenditure Category" (QEC) to allow the state to react to potential economic development opportunities during Fiscal Year 2012-13. Upon the Governor's Recommendation, the Legislative Budget Commission must approve the appropriation and release of these funds.	-	-	-	-	-	-	-	100,000,000	-	-	100,000,000	
Enterprise Florida - Consolidate and Increase Funding	Requests \$8,600,000 in nonrecurring General Revenue for the economic development partnerships that were incorporated into Enterprise Florida, Inc. (EFI) by Chapter 2011-142, Laws of Florida. These partnerships include the Florida Sports Foundation and the Florida Black Business Investment Board. The request is \$2 million more than the funding provided in the current year - an additional \$1 million for international programs, and \$500,000 each for EFI operations and minority business support.												
	<i>Enterprise Florida, Inc.</i>	6,200,000	4,900,000	11,100,000	-	4,900,000	4,900,000	-	8,600,000	-	2,500,000	11,100,000	Professional Sports Development Trust Fund
	<i>Florida Sports Foundation</i>	-	2,500,000	2,500,000	-	2,500,000	2,500,000	-	-	-	(2,500,000)	(2,500,000)	
	<i>Sunshine State Games</i>	200,000	-	200,000	-	-	-	-	-	-	-	-	
	<i>Florida Black Business Investment Board - Operations</i>	200,000	-	200,000	-	-	-	-	-	-	-	-	
	EPI - TOTALS	6,600,000	7,400,000	14,000,000	-	7,400,000	7,400,000	-	8,600,000	-	-	8,600,000	
Economic Development Partners - Maintain Current Funding Levels	<i>VISIT Florida</i>	16,600,000	18,299,209	34,899,209	8,200,000	18,299,209	26,499,209	-	8,400,000	-	-	8,400,000	
	<i>Space Florida</i>	10,039,943	-	10,039,943	-	-	-	-	10,039,943	-	-	10,039,943	
		26,639,943	18,299,209	44,939,152	8,200,000	18,299,209	26,499,209	-	18,439,943	-	-	18,439,943	
Economic Development Partners - Continue Funding to Support	<i>Florida Institute for the Commercialization of Research</i>	10,000,000	-	10,000,000	-	-	-	-	1,000,000	-	-	1,000,000	
	<i>Florida Defense Support Task Force</i>	5,000,000	-	5,000,000	-	-	-	-	500,000	-	-	500,000	
		10,000,000	-	10,000,000	-	-	-	-	1,500,000	-	-	1,500,000	

**DEPARTMENT OF ECONOMIC OPPORTUNITY
LBR ISSUES FOR FY 2012-2013**

ISSUE TITLE	ISSUE DESCRIPTION	FY 2011-12 FUNDING			FY 2012-13 BASE BUDGET FUNDING			FY 2012-13 LBR - ISSUES ABOVE BASE BUDGET					FUNDING SOURCE
		GENERAL REVENUE	TRUST FUNDS	TOTAL - ALL	GENERAL REVENUE	TRUST FUNDS	TOTAL - ALL	FTE	GENERAL REVENUE	SEED FUND	TRUST FUNDS	TOTAL - ALL FUNDS	
State Small Business Credit Initiative (SSBCI)	Requests \$33,205,199 of non-recurring budget authority from the Federal Grants Trust Fund to continue operating the Florida Small Business Credit Initiative Program funded by the United States Department of Treasury. The funds will be used to leverage private lending to help finance small businesses that are credit worthy, but are not getting the loans they need to expand or create jobs.		32,208,575	32,208,575	-	-	-	-	-	-	33,225,199	33,225,199	Federal Grants Trust Fund
	<i>NOTE: Need to address release and reappropriation of budget authority currently in reserve pursuant to EOG B0140.</i>		32,228,575	32,228,575	-	-	-	-	-	-	-	-	
			64,437,150	64,437,150							33,225,199	33,225,199	
On-Going Fixed Capital Outlay and Grant Programs	<i>Economic Development Transportation Projects (FCO)</i>	-	14,083,000	14,083,000	-	-	-	-	-	-	15,000,000	15,000,000	Economic Development Transportation Trust Fund
	<i>Small Cities Community Development Block Grant Program</i>	-	34,000,000	34,000,000	-	-	-	-	-	-	30,000,000	30,000,000	Small Cities Community Development Block Grant
	<i>Weatherization Assistance Program</i>	-	13,000,000	13,000,000	-	-	-	-	-	-	13,000,000	13,000,000	Federal Grant Awards from Departments of Energy and Health and Human Services
			61,083,000	61,083,000							58,000,000	58,000,000	
Transfer Marketing Activities of the Office of Film and Entertainment to EFI	Transfers \$300,000 of recurring General Revenue to EFI to support the marketing activities of the Office of Film and Entertainment. Eliminates 3 FTE and the associated salary rate.												
	<i>Division of Strategic Business Development - Deduct S & B, Expenses & OCO</i>							(3)	(300,000)	-	-	(300,000)	
	<i>Enterprise Florida, Inc. - Add</i>							-	300,000	-	-	300,000	
								(3)	-			-	
On-Going Operations - Division of Strategic Business Development	Requests recurring General Revenue to continue administrative requirements of the DEO's Division of Strategic Business Development (DSBD) that were funded in prior years from nonrecurring funds. Includes funding for program accountability monitoring related to economic development incentives and operations of the Office of Film and Entertainment that will remain in DEO.	1,003,296	-	1,003,296	-	-	-	-	1,003,296	-	-	1,003,296	
		1,003,296	-	1,003,296	-	-	-	-	1,003,296	-	-	1,003,296	
TIER II PRIORITIES - FUNDING THAT IS CRITICAL TO WORKFORCE DEVELOPMENT AND REEMPLOYMENT ASSISTANCE ACTIVITIES													
Skills Assessment and Training Services	Requests \$2.7 million of nonrecurring General Revenue to maintain the current year's funding levels for skills assessment and training services in Fiscal Year 2012-13.	3,000,000	2,000,000	5,000,000	2,300,000	-	2,300,000	-	2,700,000	-	-	2,700,000	
Unemployment Compensation Claims & Benefits Information System	Requests nonrecurring trust fund budget authority to spend federal funds for projected year-four expenditures to replace the current Unemployment Compensation (UC) Claims and Benefits Information System.		32,353,879	32,353,879							15,357,047	15,357,047	ESATF (federal UC Administration funds)
Quick-Response Training (QRT) Program	Requests \$2.6 million of recurring General Revenue funds for the Quick-Response Training Program (QRT) to maintain the level of funding provided in the current year.	2,600,000	3,400,000	6,000,000		3,400,000	3,400,000	-	2,600,000	-	-	2,600,000	

**DEPARTMENT OF ECONOMIC OPPORTUNITY
LBR ISSUES FOR FY 2012-2013**

		FY 2011-12 FUNDING			FY 2012-13 BASE BUDGET FUNDING			FY 2012-13 LBR - ISSUES ABOVE BASE BUDGET						
ISSUE TITLE	ISSUE DESCRIPTION	GENERAL REVENUE	TRUST FUNDS	TOTAL - ALL	GENERAL REVENUE	TRUST FUNDS	TOTAL - ALL	FTE	GENERAL REVENUE	SEED FUND	TRUST FUNDS	TOTAL - ALL FUNDS	FUNDING SOURCE	
TIER III PRIORITIES - FUNDING THAT IS IMPORTANT TO CONTINUE CURRENT OPERATIONS														
COMMUNITY PLANNING														
Community Resiliency Program	Requests trust fund budget authority to continue to spend available federal funds for the Community Resiliency Program.	-	267,000	267,000	-	267,000	267,000	-	-	-	118,000	118,000	Federal Grants TF	
Legal Defense Costs - Contract with Attorney General	Requests funding to continue contract with the Attorney General's Office for legal assistance and expertise needed to litigate property takings cases and constitutional issues in the Florida Keys (see Schedule VII - Agency Litigation Inventory).	-	-	-	-	-	-	-	-	-	200,000	200,000	Special Employment Security Administration TF	
Fixed Capital Outlay - Statewide Reed Act Building Maintenance Projects	Requests fixed capital outlay authority to spend revenues from the Revolving Trust Fund for critical maintenance projects at four "Reed Act" buildings as follows: roof replacement (Clearwater); fire sprinkler system installation (Jacksonville); HVAC replacement (Ocala and Clearwater); and parking lot redesign and resurfacing (Tampa).	-	530,000	530,000	-	-	-	-	-	-	598,200	598,200	Revolving Trust Fund	
DEPARTMENT OF ECONOMIC OPPORTUNITY - TOTAL REQUEST ABOVE BASE BUDGET								(3)	134,843,239	125,000,000	112,408,446	372,251,685		
FLORIDA HOUSING FINANCE CORPORATION														
Affordable Housing Programs		-	-	-	-	-	-				29,650,000	29,650,000	State Housing Trust Fund	
State Housing Initiatives Partnership (SHIP)		-	-	-	-	-	-				70,720,000	70,720,000	Local Government Housing Trust Fund	
FLORIDA HOUSING FINANCE CORPORATION - TOTAL											-	100,370,000	100,370,000	



**FLORIDA
DEPARTMENT *of*
ECONOMIC
OPPORTUNITY**

Senate Budget Subcommittee on Transportation, Tourism, and Economic Development

Presented by: Doug Darling, Executive Director

Tuesday, November 15, 2011



Schedule VIII-B Reduction Exercise

- **Based on Senate Bill 2156 from the 2011 Legislative Session, the Department officially opened for business on October 1, 2011.**
- **The Department submitted its first Legislative Budget Request on Tuesday, November 8, 2011.**
- **10% recurring reduction targets for FY 2012-13:**
 - General Revenue = \$2,504,429**
 - State Trust Funds = \$3,674,191**



General Revenue

- **Eliminates 100 percent of the General Revenue provided for Salaries & Benefits and Expenses in:**
 - **Executive Leadership – 3 FTE and \$377,144**
 - **Finance & Accounting – 4 FTE and \$33,062 (additional funds taken for these positions in Community Planning)**
 - **Information Technology - \$9,867**
- **Schedule VIII-B General Revenue administrative reduction totals:**
 - **\$420,073 cut and 7 FTE eliminated**



General Revenue

- **Community Planning staff are responsible for reviewing comprehensive plan amendments, developing regional impact statements, providing technical assistance to local governments, and determining the validity of challenges to land development regulations.**
- **Schedule VIII-B General Revenue Community Planning reduction of \$741,550 (31% of funds eligible for reduction):**
 - **\$551,774 cut and 7 FTE program staff eliminated**
 - **\$189,776 cut related to 4 vacant FTE in Finance and Administration**

General Revenue

- **The Division of Strategic Business Development:**
 - Administers economic development incentive programs
 - Supports Florida's economic development public-private partnerships
 - Engages in intergovernmental planning for economic development strategies.
 - Houses the Office of Film and Entertainment
- **Schedule VIII-B General Revenue Strategic Business Development reduction totals:**
 - \$317,806 cut and 3 FTE program staff eliminated
 - 31% of funds eligible for reduction



General Revenue

- To meet the General Revenue reduction target, the Department proposes a 5 percent reduction to three programs funded with recurring General Revenue
 - Ready to Work Program - \$2,300,000 funded in base
5% reduction = \$115,000
 - Office of Economic Development & Engagement at UWF (Disproportionally Affected Counties) - \$10,000,000 funded in base
5% reduction = \$500,000
 - VISIT Florida - \$8.2 million funded in base
5% reduction = \$410,000

State Trust Funds

Schedule VIII-B reductions to state trust funds include:

- **Reduce Targeted Administrative Expenses in Workforce Development and Community Planning:**
 - Reductions total \$109,237 and are taken in Salaries & Benefits, Expenses, and Operating Capital Outlay budget authority

- **Eliminate the Displaced Homemakers Program**
 - Reduces \$1,816,434 from the budget and revenues earmarked for the program could be redirected to other priorities

Federal Trust Funds

In recognition of the anticipated workload reduction in the unemployment compensation program, the Department proposes:

- **Eliminating 10 FTE at a projected savings of \$466,576**
- **Eliminating 200 OPS Staff at a projected savings of \$5.6 million**



Questions?

Doug Darling

Executive Director

Florida Department of Economic Opportunity
107 East Madison Street
Tallahassee, FL 32399-4135

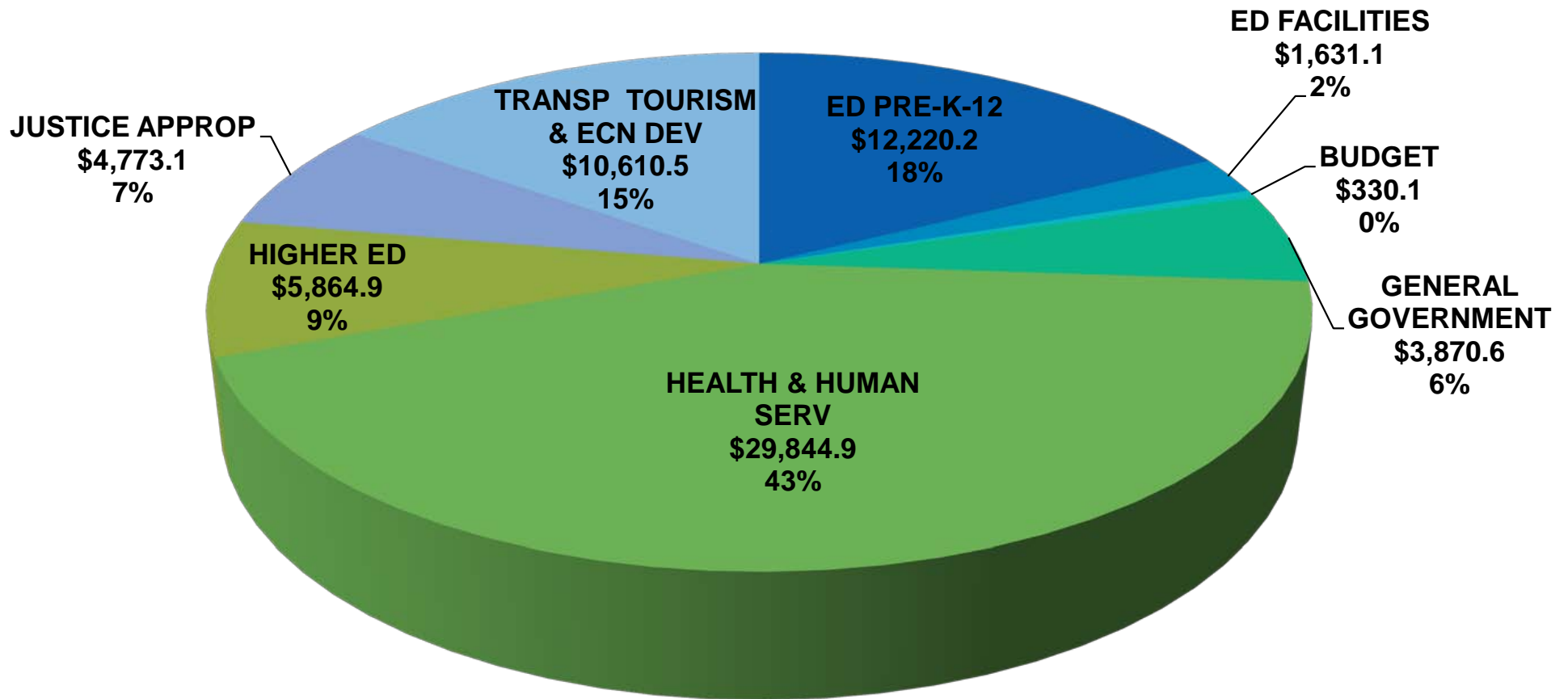
850-245-7298 | www.floridajobs.org



Senate Subcommittee on Transportation, Tourism and Economic Development Appropriations

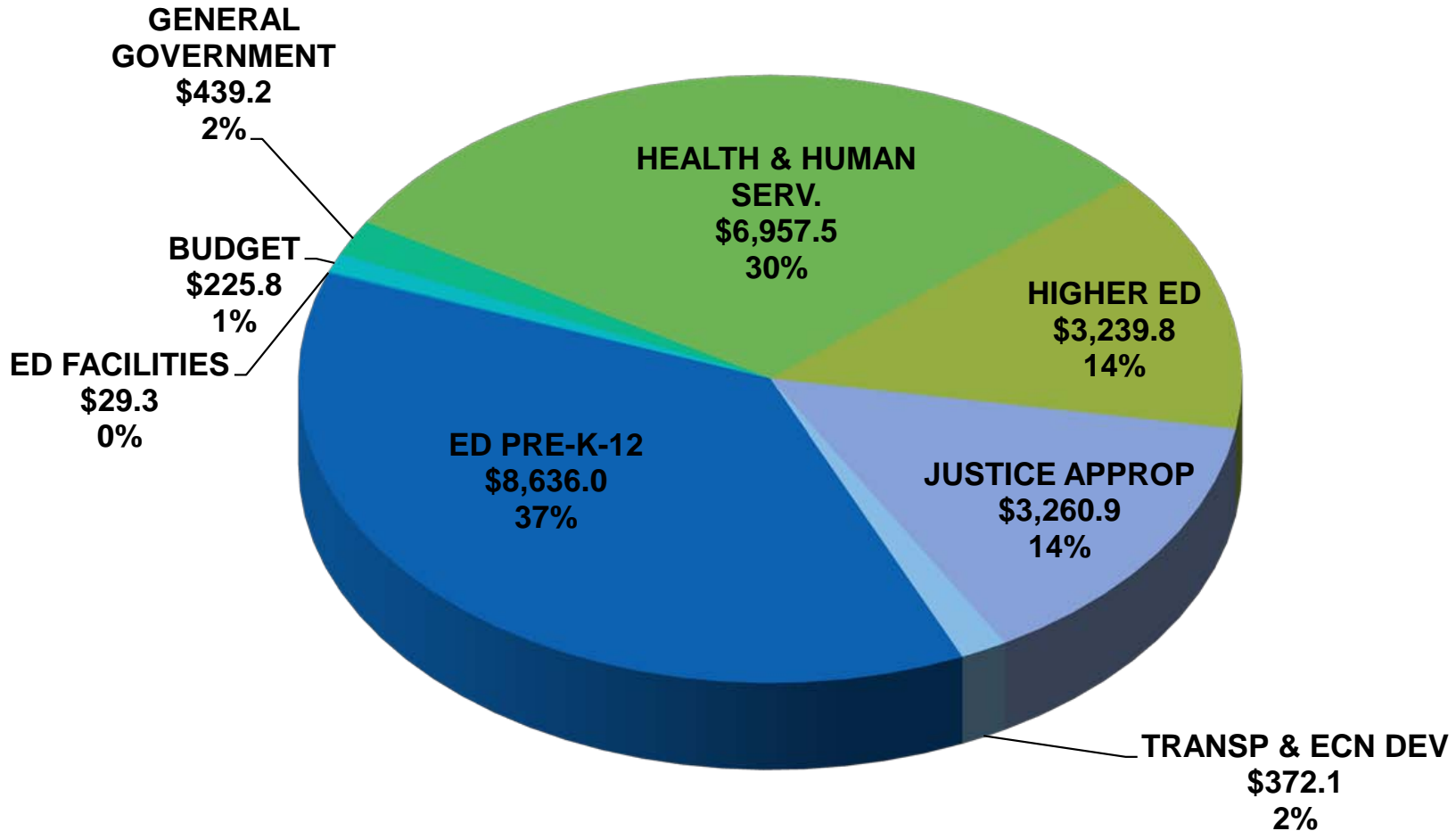
Overview
November 2011

Fiscal Year 2011-2012
General Appropriations Act
\$69,145.6¹



¹Reflects Governor's vetoes, but does not include agency reorganizations effected by substantive legislation.

Fiscal Year 2011-2012 General Revenue Appropriations (GAA) \$23,160.4²



²Reflects Governor's vetoes, but does not include agency reorganizations effected by substantive legislation.

Committee Jurisdiction/ Staff Assignment

- Department of Transportation (DOT) --- *Staff Analyst: Suzie Carey*
 - Commission for the Transportation Disadvantaged
 - Transportation Commission
 - Florida Statewide Passenger Rail Commission

- Department of Economic Opportunity (DEO) ---- *Staff Analyst: Skip Martin*
 - FL Housing Finance Corporation
 - Workforce Florida, Inc.

- Department of Highway Safety and Motor Vehicles (DHSMV) --- *Staff Analyst: Suzie Carey*

- Department of State (DOS) --- *Staff Analyst: Skip Martin*

- Department of Military Affairs (DMA) --- *Staff Analyst: Reynold Meyer*

- Division of Emergency Management (DEM) - Executive Office of the Governor --- *Staff Analyst: Skip Martin*

Department of Transportation

FY 10-11 \$6.9 Billion – 7,443 FTE
FY 11-12 (GAA) \$7.9 Billion – 6,939 FTE

The Department of Transportation is responsible for providing a safe statewide transportation system that ensures the mobility of people and goods, enhances economic prosperity, and preserves the quality of the environment and communities.

The Department headquarters in Tallahassee is responsible for developing policies and procedures, and providing quality assurance, while its seven district offices and Florida's Turnpike Enterprise, and Rail Enterprise are responsible for building and maintaining roads and bridges. District office headquarters are located in Broward, Columbia, Dade, Hillsborough, Orange, Polk, Volusia, and Washington counties. The Florida Transportation Commission provides policy guidance on issues of statewide importance and helps maintain public accountability for the Department. Programs include:

- Florida Commission for the Transportation Disadvantaged
- Florida's Turnpike Enterprise
- Transportation Systems Development
- Highway Construction and Engineering
- Highway Maintenance
- Motor Carrier Compliance (Weights)
- Planning and Environment
- Pre-construction and Design Services
- Public Transportation
- Right-of-Way Acquisition
- Florida's Rail Enterprise

Department of Economic Opportunity (DEO)³

FY 2012-13 Recurring Base Budget \$565.2 Million – 1,617 FTE

The purpose of the department is to promote economic opportunities for all Floridians. The department: facilitates the direct involvement of the Governor in economic development and workforce development; recruits new businesses and promotes the expansion of existing businesses; promotes viable, sustainable communities by providing technical assistance and guidance on growth and development issues, grants, and other assistance to local communities; manages the activities of public-private partnerships and state agencies in order to promote coordinated and consistent implementation of programs.

The department's services are provided through several organizational units and programs, including:

- **Enterprise Florida, Inc.**, (EFI) is a nonprofit corporation created in s. 288.901, F.S. The statute provides that EFI shall operate under a performance-based contract with the DEO, and shall act as the economic development organization for the state, utilizing private-sector and public sector expertise in collaboration with the department to increase private investment in Florida, advance international and domestic trade opportunities, market the state as a pro-business location for new investment and as a tourist destination (through **VISIT Florida**, acting as a Direct Support Organization for EFI), revitalize Florida's space and aerospace industries, and promote emerging complementary industries, promote opportunities for minority-owned businesses, assist and market professional and amateur sports teams and sporting events, and assist and promote economic opportunities in rural and urban communities. EFI will also subsume the former Florida Sports Foundation, Inc. and the Black Business Investment Board, Inc. by December 31, 2011 (s. 7, ch. 2011-142, L.O.F.).
- **Strategic Business Development** administers numerous economic development financial incentive and grant programs established in statute relating to tourism, international trade and investment, business recruitment and retention, minority and small business development, rural community development, commercialization of products, services, or ideas developed in public institutions, and the development and promotion of professional and amateur sporting events. Strategic Business Development programs include:

Qualified Defense Contractors Tax Refund (QDC)	Rural and Urban Job Tax Credits
Economic Devel. Transportation Fund (Road Fund)	Semiconductor, Space, and Defense Sales and Use Tax Exemption
Defense Infrastructure Grant Program	Capital Investment Tax Credit
Qualified Target Industry Tax Refund Program (QTI)	Rural Community Development Revolving Loan Fund
Enterprise Zone Program	Brownfield Redevelopment Bonus
High Impact Performance Incentive Grants	Community Contribution Tax Credit Program
Quick Action Closing Fund	Local Government Distressed Area Matching Grant Program
Innovation Incentive Fund Program	Economic Gardening Technical Assistance Pilot Program

Department of Economic Opportunity (DEO)³

FY 2012-13 Recurring Base Budget \$565.2 Million – 1,617 FTE

- **Space Florida** - an independent special district, a body politic and corporate, and a subdivision of the state, created to foster the growth and development of the aerospace industry in Florida by facilitating business financing, spaceport operations, research and development, workforce development, and innovative education programs. S. 331.302, F.S.
- **Florida Institute for the Commercialization of Public Research** - a statewide, quasi-government, not-for-profit corporation focused on economic development through the commercialization of new discoveries generated from publicly-funded research. The Institute is a collaboration between the state university technology transfer offices, led by University of Florida's Office of Technology Licensing, and it is located in South Florida within the Florida Atlantic University Research & Development Park. S. 288.9625, F.S.
- **Community Planning** administers Florida's growth management programs. Services include reviewing local governments' comprehensive plan amendments and administering the Development of Regional Impact Program and the Areas of Critical State Concern Program.
- **Housing and Community Development** administers state and federal programs designed to provide community and economic development assistance to agencies at the local level.
- **Workforce Development** - DEO is the agency responsible for disbursement of federal workforce funds. Programs administered include the Displaced Homemaker Program, Labor Market Statistics, Workforce Investment Act funds distributed to the Regional Workforce Boards, and several other workforce development programs. Workforce Development Programs include:

Agricultural Services Program	Workforce Investment Act
Alien Labor Certification Program	Reemployment and Emergency Assistance Coordination Team
Disability Program Navigator	Veterans Program
Displaced Homemaker Program	Wagner-Peyser
Federal Bonding Program	Welfare Transition Program
Food Stamp Employment & Training Program	Work Opportunity Tax Credit Program
Labor Market Statistics	Worker Adjustment and Retraining Notification (WARN)
- **Workforce Florida, Inc.**, housed within DEO, is a not-for-profit corporation that provides state-level policy, planning, performance evaluation, and oversight to the DEO and the **24 Regional Workforce Boards**, and is responsible for designing and implementing strategies that help Floridians enter, remain in, and advance in the workplace.
- **Unemployment Compensation** - provides temporary wage replacement benefits to those who have lost their job through no fault of their own.

³This agency was created on October 1, 2011 by the merger of most of the Department of Community Affairs, major portions of the Agency for Workforce Innovation, and the Office of Tourism, Trade and Economic Development.

Department of Economic Opportunity (DEO)³

FY 2012-13 Recurring Base Budget \$565.2 Million – 1,617 FTE

- **Florida Housing Finance Corporation, Inc.** - a public entity that works to assist Floridians in obtaining safe, affordable housing. Florida Housing Finance Corporation programs include:
 - State Housing Initiatives Partnership (SHIP)
 - State Apartment Incentive Loans (SAIL)
 - Florida Homebuyer Opportunity Program
 - First Time Homebuyer Program
 - Down Payment Assistance
 - Predevelopment Loan Program
 - Affordable Housing Catalyst Program
 - Low Income Housing Tax Credits
 - American Reinvestment and Recovery Act of 2009 (Tax Credit Assistance and Tax Credit Exchange programs)
 - Multifamily Mortgage Revenue Bonds
 - Florida Affordable Housing Guarantee Program
 - Homeownership Pool Program
 - Public Housing Mitigation Initiative
 - Hurricane Housing Recovery Program
 - HOME Again hurricane repairs
 - Tenant-Based Rental Assistance
 - Floridahousingsearch.org Web-Based Affordable Rental Housing Locator
 - Homeownership Assistance for Local Governments that Reduce or Waive Impact Fees
 - Preservation Demonstration Loans
 - Preservation Bridge Loan Pilot

³This agency was created on October 1, 2011 by the merger of most of the Department of Community Affairs, major portions of the Agency for Workforce Innovation, and the Office of Tourism, Trade and Economic Development.

Department of Highway Safety and Motor Vehicles

FY 10-11 \$391.3 Million - 4,467 FTE

FY 11-12 \$397.5 Million - 4,541.5 FTE⁴

The Department of Highway Safety and Motor Vehicles' mission is to develop, maintain and support a safe driving environment through law enforcement, public education and service, reduction of traffic crashes, titling and registering motor vehicles and vessels, and licensing drivers. The department is organized into two major operating divisions:

- Division of Motorist Services
 - Driver Licensure Program
 - Identification and Control of Problem Drivers Program
 - Motorist Financial Responsibility Program
 - Mobile Home Compliance and Enforcement
 - Motor Carrier Services
 - Vehicle and Vessel Title Registration Services
- Florida Highway Patrol
 - Office of Motor Carrier Compliance
- Additionally, an administrative services division provides all aspects of administrative support to the agency and the Kirkman Data Center provides information technology needs.

Department of State
FY 10-11 \$87.4 Million - 435 FTE
FY 11-12 (GAA) \$80.5 Million - 416 FTE

The department is responsible for five major programs:

- **Corporations** - Maintains and makes available to the public certain information on corporations operating in Florida and certain financial transactions that take place in the state, such as the filing of business entities, trade and service marks, judgment liens, and fictitious name registrations.
- **Cultural Affairs** - Improves the quality of life in Florida by promoting programs with cultural and artistic significance that have an economic impact on the state, including museums.
- **Elections** - Interprets and implements Florida's election laws and promotes public awareness and participation in the electoral process.
- **Historical Resources** - Encourages identification, evaluation, protection, preservation, collection, conservation and interpretation of and public access to information about Florida's historic sites, properties, and objects related to Florida history and to archaeological and folk cultural heritage.
- **Library and Information Services** - Preserves and stores state records, provides public access to state information, administers grants and provides consultative/training services to improve local library services throughout the state.

Department of Military Affairs

FY 10-11 \$59.7 Million - 352 FTE

FY 11-12 \$77.5 Million - 373 FTE

The Department of Military Affairs' primary mission is to prepare for state and federal activation of the Florida National Guard. Major services provided by the department include:

- executive direction, planning and administrative support to the Florida National Guard;
- the execution and administration of federal cooperative agreements between the state and federal government; and
- community outreach services through programs such as About Face and Forward March.

Executive Office of the Governor
DIVISION OF EMERGENCY MANAGEMENT

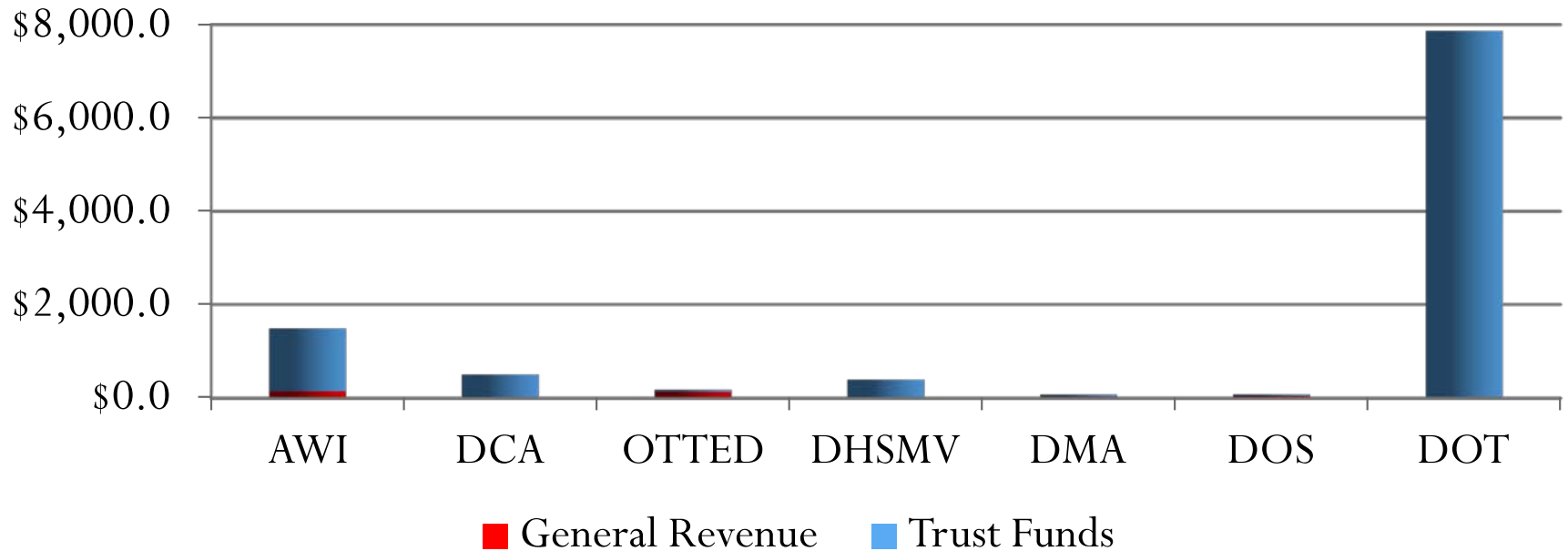
FY 10-11 \$461.3 Million – 136 FTE

FY 11-12 (GAA) \$278.5 Million – 136 FTE

The Division of Emergency Management directs and coordinates state, federal and local funding and efforts to deal with natural disasters, such as tornadoes and hurricanes, as well as man-made disasters and accidents.

- **Citizen Corps and Community Emergency Response Teams (CERT)** - The Citizen Corp Office awards grant funding to cities and counties throughout the state for the start-up or maintenance of Citizen Corps Council and CERT programs. The volunteer programs were created to support and direct statewide training and education in disaster planning and preparedness. The goals of the programs are to increase community awareness and disaster preparedness.
- **Disaster Reservist Program** - Provides additional human resources to support the states' actions in a disaster or on an "as needed basis". Adults with the time and commitment to complete the required training will be considered for employment with the State of Florida in times of catastrophic, presidentially declared disasters.
- **Flood Mitigation Grant Program** - Reduces or eliminates the long-term risk of flood damage to buildings, manufactured homes, and other structures insurable under the National Flood Insurance Program (NFIP)
- **Hazard Mitigation Grant Program** - Partnership that is designed to assist states, local governments, private non-profit organizations and Indian Tribes in implementing long-term hazard mitigation measures following a major disaster declaration.
- **Hazardous Materials Planning & Awareness - SERC** - Responsible for implementing federal EPCRA provisions in Florida and serving as a technical advisor and information clearinghouse for state and federal hazardous materials programs.
- **Hurricane Shelter Survey and Retrofit** - Addresses statewide hurricane evacuation shelter deficits and creates shelter space in emergencies.
- **Individual Assistance** - The Individual Assistance Program is designed to coordinate assistance provided to individuals, households, and businesses recovering from disaster or emergency impacts.
- **National Flood Insurance Program** - Pre-disaster flood mitigation and insurance protection program designed to reduce the cost of future disasters.
- **Pre-Disaster Mitigation Grant Program** - Assist communities to implement hazard mitigation programs designed to reduce overall risk to the population and structures before the next disaster occurs.
- **Public Assistance** - Primarily address the repair and restoration of public facilities, infrastructure, or services which have been damaged or destroyed.
- **Office for Domestic Preparedness Grant** - Enhances the ability of the State of Florida to prevent, deter, respond to and recover from threats and incidents of terrorism involving the use of chemical, biological, radiological, nuclear and explosive (CBRNE) weapons and cyber attacks
- **Residential Construction Mitigation Program** - Building Safer, Stronger Homes in Florida through the Mobile Home Tie-Down Program, Hurricane Research at Florida International University, and loans or grants to improve wind resistance of residences.

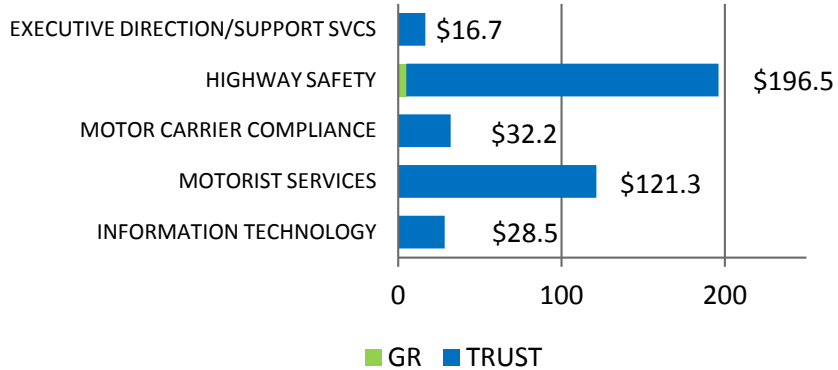
Transportation, Tourism and Economic Development FY 2011-2012 General Appropriations Act by Fund



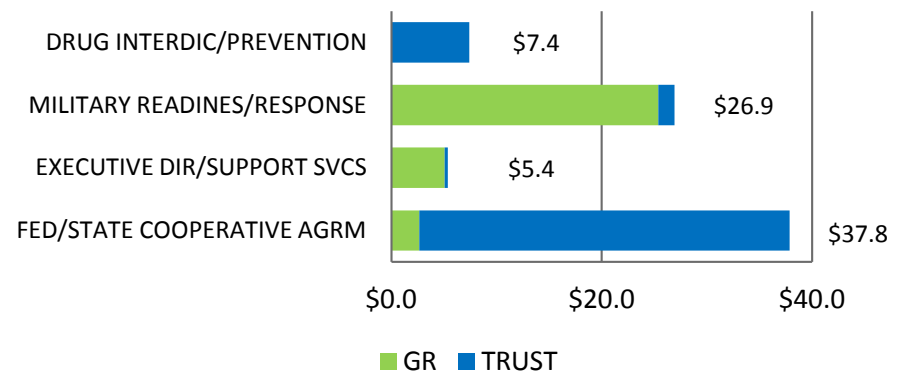
Department Title	FTE	GENERAL REVENUE	STATE TRUST FUNDS	FEDERAL TRUST FUNDS	ALL FUNDS
AGENCY/WORKFORCE INNOVATN (AWI)	1,575.0	\$144.8	\$397.5	\$957.7	\$1,499.9
COMMUNITY AFFAIRS, DEPT OF (DCA)	358.0	\$4.7	\$46.5	\$457.9	\$509.2
OFFICE OF TOURISM, TRADE & ECONOMIC DEVELOPMENT (OTTED)	22.0	\$133.7	\$46.2		\$179.9
HIWAY SAFETY/MTR VEH, DEPT (DHSMV)	4,541.5	\$5.0	\$368.7	\$23.8	\$397.5
MILITARY AFFAIRS, DEPT OF(DMA)	373.0	\$33.1	\$1.5	\$42.9	\$77.5
STATE, DEPT OF (DOS)	416.0	\$50.8	\$8.2	\$21.5	\$80.5
TRANSPORTATION, DEPT OF (DOT)	6,939.0		\$5,343.3	\$2,522.8	\$7,866.1
Grand Total	14,224.50	\$372.1	\$6,212.0	\$4,026.5	\$10,610.5

FY 2011-2012 General Appropriations Act by Agency

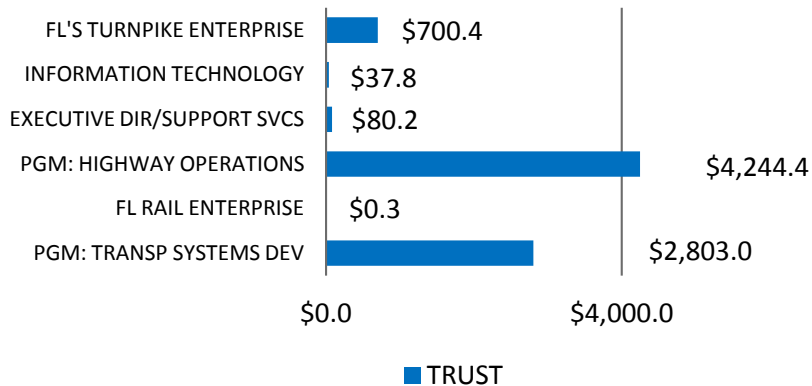
Department of Highway Safety & Motor Vehicles \$397.5 Million



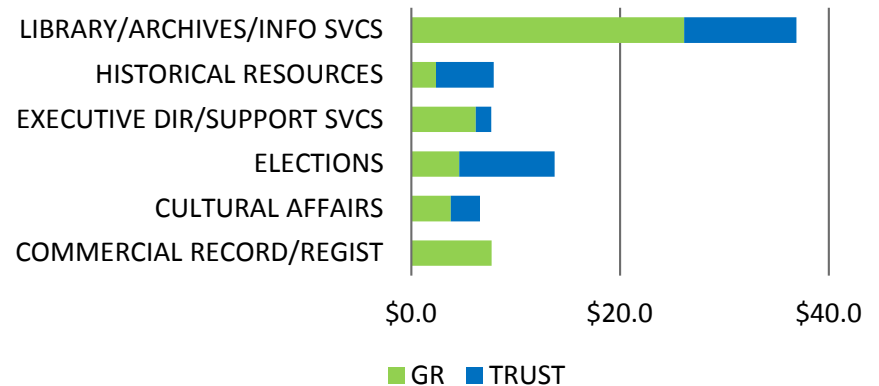
Department of Military Affairs \$77.5 Million



Department of Transportation \$7,866.1 Million

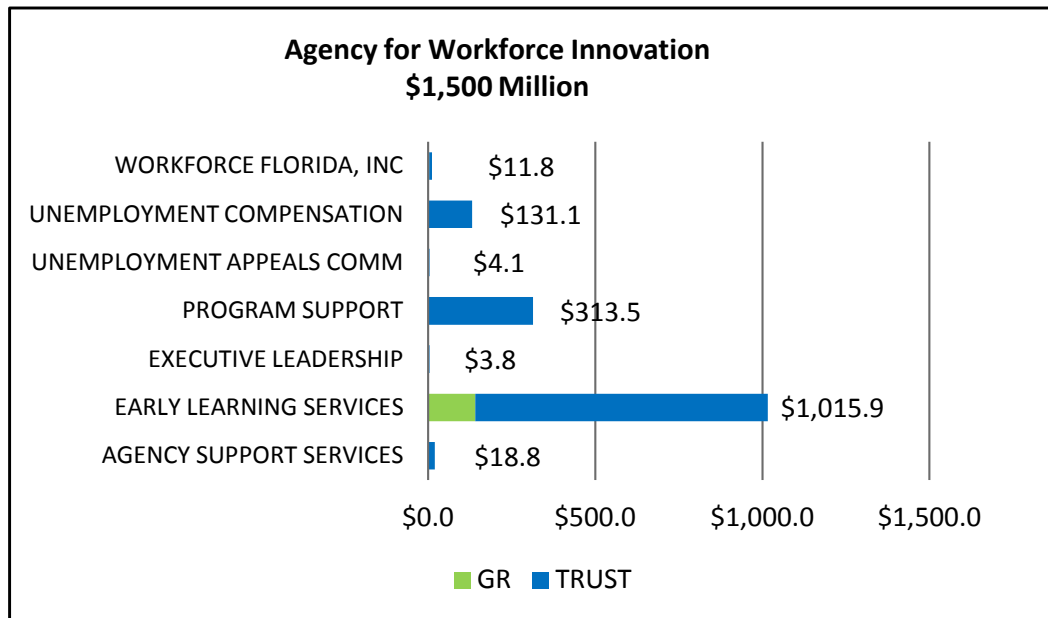
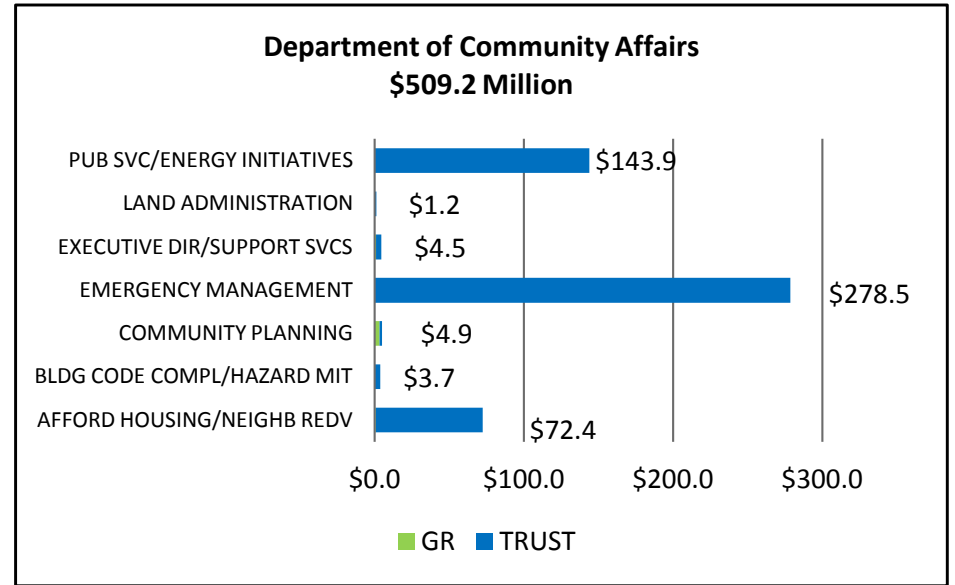
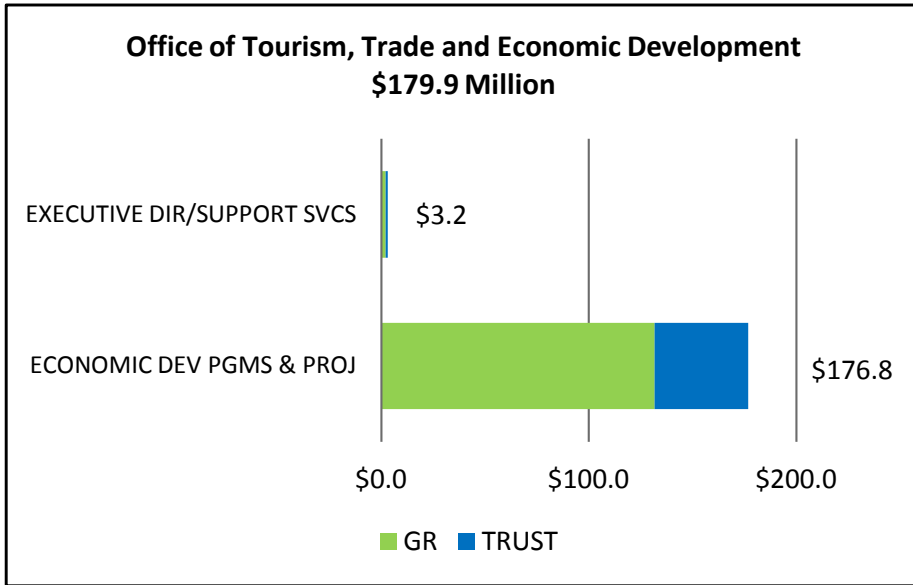


Department of State \$80.5 Million

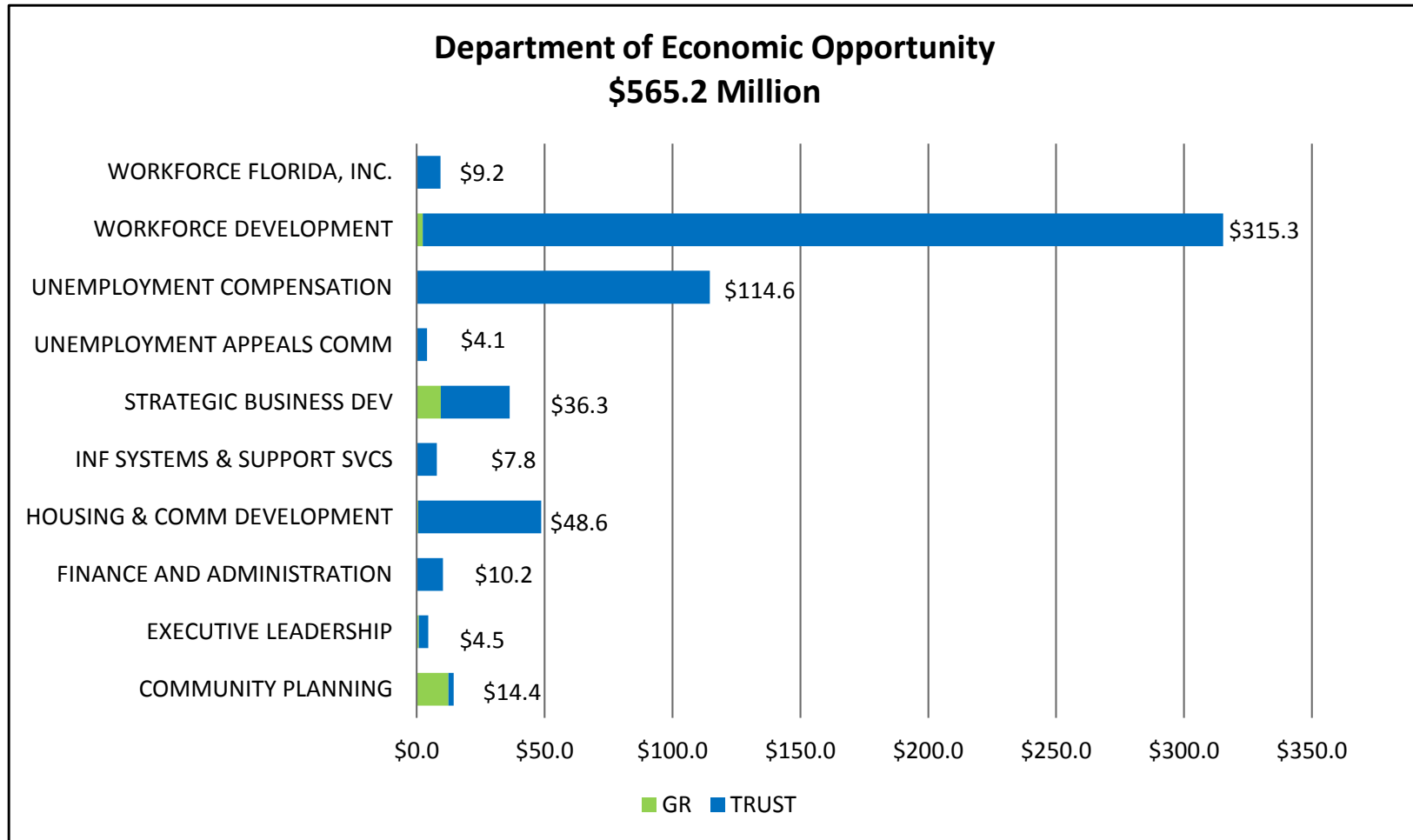


FY 2011-2012 General Appropriations Act by Agency

(Most of these three agencies were merged into the Department of Economic Opportunity on Oct. 1, 2011)



FY 2012-2013 Recurring Base Budget By Program Area and Fund Type



FY 2011-2012 General Appropriations Act By Fund, FY 2012-2013 Recurring Base Budget By Fund

AGENCY FOR WORKFORCE INNOVATION		
	ACTUAL APPROP. FY 2011-12	RECURRING BASE BUDGET FY 2012-13
Fund Title	ALL FUNDS	ALL FUNDS
General Revenue Fund	144,755,628	
ADMINISTRATIVE TRUST FUND	18,203,461	
CHILD CARE/DEV BLK GRNT TF	369,345,413	
DISPLACED HOMEMAKER TF	1,816,434	
EMPLOYMENT SECURITY ADM TF	749,546,352	
WELFARE TRANSITION TF	201,250,124	
REVOLVING TRUST FUND	3,910,578	
SPEC EMPLOYMNT SECU ADM TF	11,102,991	
	1,499,930,981	0
DEPARTMENT OF COMMUNITY AFFAIRS		
GENERAL REVENUE FUND	4,740,740	
ADMINISTRATIVE TRUST FUND	3,491,849	
SMALL CITIES COMM BLK GRNT	71,520,954	
EMER MGMG PREP/ASST TF	12,832,620	
FLORIDA COMMUNITIES TF	1,207,272	
FEDERAL GRANTS TRUST FUND	182,211,117	
GRANTS AND DONATIONS TF	26,000,364	
OPERATING TRUST FUND	5,315,799	
U.S. CONTRIBUTIONS TF	201,832,925	
	509,153,640	0

EXECUTIVE OFFICE OF THE GOVERNOR OTTED (FY 2011-12) & DIVISION OF EMERGENCY MANAGEMENT (FY 2012-13)		
	ACTUAL APPROP. FY 2011-12	RECURRING BASE BUDGET FY 2012-13
Fund Title	ALL FUNDS	ALL FUNDS
GENERAL REVENUE FUND	133,680,870	
ADMINISTRATIVE TRUST FUND		1,615,288
ECON DEVELOP TRANSPORT TF	14,083,000	
ECONOMIC DEVELOPMENT TF	5,310,000	
EMER MGMG PREP/ASST TF		12,536,444
FEDERAL GRANTS TRUST FUND		8,808,152
FL INTER TRADE & PROM TF	5,469,375	
GRANTS AND DONATIONS TF	787	7,736,620
OPERATING TRUST FUND		1,978,632
PROFESSIONAL SPORTS DEV TF	2,500,000	
TOURISM PROMOTIONAL TF	18,849,580	
U.S. CONTRIBUTIONS TF		1,916,423
	179,893,612	34,591,559
DEPARTMENT OF ECONOMIC OPPORTUNITY		
GENERAL REVENUE FUND		25,549,164
ADMINISTRATIVE TRUST FUND		19,191,135
SMALL CITIES COMM BLK GRNT		2,115,660
DISPLACED HOMEMAKER TF		1,816,434
EMPLOYMENT SECURITY ADM TF		347,481,546
FEDERAL GRANTS TRUST FUND		45,750,874
FL INTER TRADE & PROM TF	5,469,375	
GRANTS AND DONATIONS TF		1,883,577
WELFARE TRANSITION TF		84,631,779
PROFESSIONAL SPORTS DEV TF		2,500,000
REVOLVING TRUST FUND		3,380,578
SPEC EMPLOYMNT SECU ADM TF		6,541,975
TOURISM PROMOTIONAL TF		18,849,580
	0	565,161,677

FY 2011-2012 General Appropriations Act By Fund, FY 2012-2013 Recurring Base Budget By Fund

DEPARTMENT OF HIGHWAY SAFETY AND MOTOR VEHICLES			DEPARTMENT OF TRANSPORTATION		
	ACTUAL APPROP. FY 2011-12	RECURRING BASE BUDGET FY 2012-13		ACTUAL APPROP. FY 2011-12	RECURRING BASE BUDGET FY 2012-13
Fund Title	ALL FUNDS	ALL FUNDS	Fund Title	ALL FUNDS	ALL FUNDS
GENERAL REVENUE FUND	5,000,000		TURNPIKE RENEW/REPLACE TF	103,666,298	
HIGHWAY SAFETY OPER TF	378,257,209	361,983,247	TURNPIKE GEN RESERVE TF	343,225,717	
FEDERAL GRANTS TRUST FUND	7,346,328	5,587,809	ST TRANSPORT (PRIMARY) TF	6,850,881,136	720,923,048
GAS TAX COLLECTION TF	3,731,752	3,731,752	R-O-W ACQ/BRIDGE CONST TF	456,519,163	152,330,426
HIGHWAY PATROL INS TF	325,995	325,995	FED LAW ENFORCEMENT TF	837,492	
LAW ENFORCEMENT TF	1,552,167	1,552,167	TOLL FAC REVOLVING TF	4,000,000	
FED LAW ENFORCEMENT TF	1,275,987	438,495	TRANSPORT DISADVANTAGED TF	106,951,187	105,451,187
	397,489,438	373,619,465		7,866,080,993	978,704,661
DEPARTMENT OF MILITARY AFFAIRS			DEPARTMENT OF STATE		
GENERAL REVENUE FUND	33,097,474	15,488,898	GENERAL REVENUE FUND	50,775,387	22,417,865
CAMP BLANDING MANAGEMNT TF	1,535,487	1,535,487	FEDERAL GRANTS TRUST FUND	21,453,340	21,445,544
FEDERAL GRANTS TRUST FUND	42,161,442	37,612,737	GRANTS AND DONATIONS TF	6,048,480	5,748,480
FED LAW ENFORCEMENT TF	725,000	525,000	RECORDS MANAGEMENT TF	2,203,384	2,203,384
	77,519,403	55,162,122		80,480,591	51,815,273

Transportation, Tourism and Economic Development Recurring Base Budget for FY 2012-13⁵

DEPARTMENT	FTE	GENERAL REVENUE	STATE TRUST FUNDS	FEDERAL TRUST FUNDS	ALL FUNDS
EMERGENCY MANAGEMENT	150.0		23,084,805	11,506,754	34,591,559
ECONOMIC OPPORTUNITY	1,617.0	25,549,164	36,757,955	502,854,558	565,161,677
STATE	416.0	22,417,865	7,933,654	21,463,754	51,815,273
TRANSPORTATION	6,939.0	-	889,328,666	89,375,995	978,704,661
MILITARY AFFAIRS	373.0	15,488,898	1,535,487	38,137,737	55,162,122
HIGHWAY SAFETY AND MOTOR VEHICLES	4,541.5	-	365,172,468	8,446,997	373,619,465
Grand Total	14,036.5	63,455,927	1,323,813,035	671,785,795	2,059,054,757

⁵ The recurring base budget is the “starting point” for budget deliberations each year, representing the prior year's budget minus vetoed items, minus the nonrecurring appropriations and including all adjustments and reorganizations specifically directed by law. The Legislature then typically considers numerous budget “issues” to make funding decisions which adjust the base budget totals upwards or downwards to produce the final FY 2012-13 budget reflected by the General Appropriations Act.

ECONOMIC DEVELOPMENT INCENTIVE CONTRACTS DATABASE - 1995 through October 18, 2011

THIS DATABASE INCLUDES:

1,622 unique contracts

1,227 unique business unit names

1,333 unique Project ID numbers

# Project Id's	1 contract	2 contracts	3 contracts	4 contracts	5 contracts
1,333	1,085	216	24	7	1
100.0%	81.4%	16.2%	1.8%	0.5%	0.1%

102 project ID numbers have both an EDTF contract and another program contract

PROGRAM ID:

Brown = Brownfield Redevelopment Bonus Incentive (paired with a QTI award)

BRF = Brownfield Redevelopment Bonus Incentive without a QTI (not a target industry)

CIA = ?

CITC = Capital Investment Tax Credit

CLOSE = Quick Action Closing Fund or QACF

EDTF = Economic Development Transportation Fund, or "Road Fund"

HIP1 = High-Impact Performance Incentive

IIP = Innovation Incentive Program

LDMG = Local Government Distressed Area Matching Grant (s. 288.0659, F.S.)

MSII = Manufacturing & Spaceport Investment Incentive (s. 288.1083, F.S., expires 7/1/13)

SDST = Semiconductor, Defense, and Spaceport SUT Exemption (s. 212.08(5)(j), F.S.)

QDC = Qualified Defense Contractor & Space Business Refund Program (a-k-a QDSC)

QTI = Qualified Target Industry

PROJECT STATUS:

Active – project is still considered eligible for program participation.

Complete – project has received all eligible funding and submitted all closing documents (annual reports, audits, etc.) and OTTED has reviewed project folder for completeness in EDIS.

Inactive – project was approved, contract executed, and project received at least one payment before becoming ineligible to continue program participation and OTTED has reviewed project folder for completeness in EDIS.

Pending - project has been recommended by EFI but not yet approved by OTTED.

Pending Complete – project has received all eligible funding but OTTED is still awaiting receipt of some closing documents (annual reports, audits, etc.) or OTTED has yet to review project folder for completeness in EDIS.

Pending Inactive – project was approved, contract executed, and at least one payment received before becoming ineligible to continue program participation, but OTTED is still awaiting receipt of some closing documents (annual reports, audits, etc.) or OTTED has not yet reviewed project folder for completeness in EDIS.

Pending Termination – project was approved, contract executed, but did not receive any payments before becoming ineligible to continue program participation and OTTED has not yet reviewed project folder for completeness in EDIS.

Pending Vacated – project was approved, but contract was never signed and returned to OTTED, and OTTED has not yet reviewed project folder for completeness in EDIS.

Termination – project was approved, contract executed, but did not receive any payments before becoming ineligible to continue program participation and OTTED has reviewed project folder for completeness in EDIS.

Withdrawn - project was recommended by EFI, but was not approved by OTTED due to request by applicant or EFI to withdraw application.

Vacated – project was approved, but contract was never signed and returned to OTTED, and OTTED has reviewed project folder for completeness in EDIS.

		ProgramID															
Project Status	Data	BFR	BROWN	CIA	CITC	CLOSE	EDTF	HIPI	IIF	LGDAMG	MSII	QDC	QTI	SDST	Grand Total		
Active	Count of Business Units	23	42	1	19	70	26	5	8	1	26	7	306	2	536	33.0%	
	Sum of Awards	7,060,000	16,072,500	0	0	160,828,230	30,238,033	22,624,000	449,690,000	50,000	500,000	9,018,000	176,848,610	0	872,929,373	51.7%	
	Sum of Total Adj. Payments	1,255,202	1,795,978	0	0	155,007,194	5,764,755	1,992,000	255,272,000	0	0	3,094,000	35,797,041	0	459,978,170	63.1%	
	Sum of Projected Jobs	2,939	6,996	0	7,319	18,800	5,852	2,130	1,771	70	0	590	43,825	0	90,292	30.7%	
Complete	Count of Business Units	4	4			3	166	3				2	93		275	17.0%	
	Sum of Awards	675,000	2,437,500			1,900,000	129,019,645	9,150,000				1,638,000	73,846,100		218,666,245	12.9%	
	Sum of Total Adj. Payments	619,980	2,399,109			1,223,333	115,150,253	9,150,000				1,559,779	67,883,126		197,985,581	27.2%	
	Sum of Projected Jobs	270	975			1,600	34,940	630				350	18,369		57,134	19.4%	
Disapproved	Count of Business Units													1	1	0.1%	
	Sum of Awards													0	0	0.0%	
	Sum of Total Adj. Payments													0	0	0.0%	
	Sum of Projected Jobs													0	0	0.0%	
Inactive	Count of Business Units	1	5			7	15	3					163		194	12.0%	
	Sum of Awards	712,500	1,413,750			11,375,000	4,897,138	23,750,000					145,573,050		187,721,438	11.1%	
	Sum of Total Adj. Payments	430,400	170,944			4,000,000	289,712	11,875,000					45,830,724		62,596,780	8.6%	
	Sum of Projected Jobs	285	598			2,030	1,574	1,600					36,474		42,561	14.5%	
Pending Vacated	Count of Business Units													4	4	0.2%	
	Sum of Awards												4,086,000		4,086,000	0.2%	
	Sum of Total Adj. Payments												1,587,020		1,587,020	0.2%	
	Sum of Projected Jobs												1,062		1,062	0.4%	
Terminated	Count of Business Units	4	27		5	5	55					6	369		471	29.0%	
	Sum of Awards	1,425,000	7,909,500		0	14,635,800	53,963,286					2,979,888	210,099,499		291,012,973	17.2%	
	Sum of Total Adj. Payments	0	0		0	0	6,015,743					0	282,788		6,298,530	0.9%	
	Sum of Projected Jobs	570	3,167		2,621	2,388	15,959					415	56,388		81,508	27.7%	
Vacated	Count of Business Units	6	6			6	4					4	109		135	8.3%	
	Sum of Awards	2,660,000	2,100,000			11,802,000	2,735,400					2,240,000	63,034,900		84,572,300	5.0%	
	Sum of Total Adj. Payments	0	0			0	0					0	0		0	0.0%	
	Sum of Projected Jobs	1,064	840			2,040	292					498	14,513		19,247	6.5%	
Withdrawn	Count of Business Units					4								2	6	0.4%	
	Sum of Awards					29,730,000							935,000		30,665,000	1.8%	
	Sum of Total Adj. Payments					0							0		0	0.0%	
	Sum of Projected Jobs					1,930							230		2,160	0.7%	
Total Count of Business Units		38	84	1	24	95	266	11	8	1	26	19	1,047	2	1,622	100.0%	
Total Sum of Awards		12,532,500	29,933,250	0	0	230,271,030	220,853,502	55,524,000	449,690,000	50,000	500,000	15,875,888	674,423,159	0	1,689,653,329	100.0%	
Total Sum of Total Adj. Payments		2,305,582	4,366,031	0	0	160,230,527	127,220,463	23,017,000	255,272,000	0	0	4,653,779	151,380,699	0	728,446,081	100.0%	
Total Sum of Projected Jobs		5,128	12,576	0	9,940	28,788	58,617	4,360	1,771	70	0	1,853	170,861	0	293,964	100.0%	
% of Business Unit		2.3%	5.2%	0.1%	1.5%	5.9%	16.4%	0.7%	0.5%	0.1%	1.6%	1.2%	64.5%	0.1%	100.0%		
% of Award		0.7%	1.8%	0.0%	0.0%	13.6%	13.1%	3.3%	26.6%	0.0%	0.0%	0.9%	39.9%	0.0%	100.0%		
% of Total Payments		0.3%	0.6%	0.0%	0.0%	22.0%	17.5%	3.2%	35.0%	0.0%	0.0%	0.6%	20.8%	0.0%	100.0%		
% of Projected Jobs		1.7%	4.3%	0.0%	3.4%	9.8%	19.9%	1.5%	0.6%	0.0%	0.0%	0.6%	58.1%	0.0%	100.0%		

NOTE: Projected Jobs is a duplicated count. Of the 293,964 shown in the database, DEO has indicated that only 224,286 are unduplicated.

		ProgramID															
Project Status	Data	BFR	BROWN	CIA	CITC	CLOSE	EDTF	HIPI	IIF	LGDAMG	MSII	QDC	QTI	SDST	Grand Total		
Active	Count of Business Units	23	42	1	19	70	26	5	8	1	26	7	306	2	536	33.2%	
	Sum of Awards	7,060,000	16,072,500	0	0	160,828,230	30,238,033	22,624,000	449,690,000	50,000	500,000	9,018,000	176,848,610	0	872,929,373	52.6%	
	Sum of Total Adj. Payments	1,255,202	1,795,978	0	0	155,007,194	5,764,755	1,992,000	255,272,000	0	0	3,094,000	35,797,041	0	459,978,170	63.1%	
	Sum of Projected Jobs	2,939	6,996	0	7,319	18,800	5,852	2,130	1,771	70	0	590	43,825	0	90,292	30.9%	
Complete	Count of Business Units	4	4			3	166	3				2	93		275	17.0%	
	Sum of Awards	675,000	2,437,500			1,900,000	129,019,645	9,150,000				1,638,000	73,846,100		218,666,245	13.2%	
	Sum of Total Adj. Payments	619,980	2,399,109			1,223,333	115,150,253	9,150,000				1,559,779	67,883,126		197,985,581	27.2%	
	Sum of Projected Jobs	270	975			1,600	34,940	630				350	18,369		57,134	19.6%	
Inactive	Count of Business Units	1	5			7	15	3					163		194	12.0%	
	Sum of Awards	712,500	1,413,750			11,375,000	4,897,138	23,750,000					145,573,050		187,721,438	11.3%	
	Sum of Total Adj. Payments	430,400	170,944			4,000,000	289,712	11,875,000					45,830,724		62,596,780	8.6%	
	Sum of Projected Jobs	285	598			2,030	1,574	1,600					36,474		42,561	14.6%	
Pending Vacated	Count of Business Units													4	4	0.2%	
	Sum of Awards												4,086,000		4,086,000	0.2%	
	Sum of Total Adj. Payments												1,587,020		1,587,020	0.2%	
	Sum of Projected Jobs												1,062		1,062	0.4%	
Terminated	Count of Business Units	4	27		5	5	55					6	369		471	29.2%	
	Sum of Awards	1,425,000	7,909,500		0	14,635,800	53,963,286					2,979,888	210,099,499		291,012,973	17.5%	
	Sum of Total Adj. Payments	0	0		0	0	6,015,743					0	282,788		6,298,530	0.9%	
	Sum of Projected Jobs	570	3,167		2,621	2,388	15,959					415	56,388		81,508	27.9%	
Vacated	Count of Business Units	6	6			6	4					4	109		135	8.4%	
	Sum of Awards	2,660,000	2,100,000			11,802,000	2,735,400					2,240,000	63,034,900		84,572,300	5.1%	
	Sum of Total Adj. Payments	0	0			0	0					0	0		0	0.0%	
	Sum of Projected Jobs	1,064	840			2,040	292					498	14,513		19,247	6.6%	
Total Count of Business Units		38	84	1	24	91	266	11	8	1	26	19	1,044	2	1,615	100.0%	
Total Sum of Awards		12,532,500	29,933,250	0	0	200,541,030	220,853,502	55,524,000	449,690,000	50,000	500,000	15,875,888	673,488,159	0	1,658,988,329	100.0%	
Total Sum of Total Adj. Payments		2,305,582	4,366,031	0	0	160,230,527	127,220,463	23,017,000	255,272,000	0	0	4,653,779	151,380,699	0	728,446,081	100.0%	
Total Sum of Projected Jobs		5,128	12,576	0	9,940	26,858	58,617	4,360	1,771	70	0	1,853	170,631	0	291,804	100.0%	
% of Business Unit		2.4%	5.2%	0.1%	1.5%	5.6%	16.5%	0.7%	0.5%	0.1%	1.6%	1.2%	64.6%	0.1%	100.0%		
% of Award		0.8%	1.8%	0.0%	0.0%	12.1%	13.3%	3.3%	27.1%	0.0%	0.0%	1.0%	40.6%	0.0%	100.0%		
% of Total Payments		0.3%	0.6%	0.0%	0.0%	22.0%	17.5%	3.2%	35.0%	0.0%	0.0%	0.6%	20.8%	0.0%	100.0%		
% of Projected Jobs		1.8%	4.3%	0.0%	3.4%	9.2%	20.1%	1.5%	0.6%	0.0%	0.0%	0.6%	58.5%	0.0%	100.0%		

NOTE: Projected Jobs is a duplicated count. Of the 293,964 shown in the database, DEO has indicated that only 224,286 are unduplicated.

QTI

Project Status	Data	Date Code		
		2007 - 2011	Prior 2007	Grand Total
Active	Count of Business Unit	243	63	306
	Sum of Award	120,138,610	56,710,000	176,848,610
	Sum of Projected Jobs	30,140	13,685	43,825
	Sum of Total Payments	2,608,117	33,188,924	35,797,041
	Sum of Actual Jobs	5,030	17,352	22,382
Complete	Count of Business Unit		93	93
	Sum of Award		73,846,100	73,846,100
	Sum of Projected Jobs		18,369	18,369
	Sum of Total Payments		67,883,126	67,883,126
	Sum of Actual Jobs		28,628	28,628
Disapproved	Count of Business Unit		1	1
	Sum of Award		0	0
	Sum of Projected Jobs		0	0
	Sum of Total Payments		0	0
	Sum of Actual Jobs		0	0
Inactive	Count of Business Unit	6	157	163
	Sum of Award	2,302,000	143,271,050	145,573,050
	Sum of Projected Jobs	649	35,825	36,474
	Sum of Total Payments	200,258	45,630,467	45,830,724
	Sum of Actual Jobs	491	21,981	22,472
Pending Vacated	Count of Business Unit	2	2	4
	Sum of Award	486,000	3,600,000	4,086,000
	Sum of Projected Jobs	162	900	1,062
	Sum of Total Payments	0	1,587,020	1,587,020
	Sum of Actual Jobs	0	434	434
Terminated	Count of Business Unit	62	307	369
	Sum of Award	25,250,000	184,849,499	210,099,499
	Sum of Projected Jobs	5,843	50,545	56,388
	Sum of Total Payments	0	282,788	282,788
	Sum of Actual Jobs	551	6,403	6,954
Vacated	Count of Business Unit	37	72	109
	Sum of Award	15,793,000	47,241,900	63,034,900
	Sum of Projected Jobs	3,431	11,082	14,513
	Sum of Total Payments	0	0	0
	Sum of Actual Jobs	0	0	0
Withdrawn	Count of Business Unit	1	1	2
	Sum of Award	560,000	375,000	935,000
	Sum of Projected Jobs	80	150	230
	Sum of Total Payments	0	0	0
	Sum of Actual Jobs	0	0	0
Total Count of Business Unit		351	696	1,047
Total Sum of Award		164,529,610	509,893,549	674,423,159
Total Sum of Projected Jobs		40,305	130,556	170,861
Total Sum of Total Payments		2,808,375	148,572,324	151,380,699
Total Sum of Actual Jobs		6,072	74,798	80,870

Prior 2007	Grand Total
22.4%	38.1%
25.6%	37.2%
24.6%	36.4%
68.0%	68.5%
61.5%	63.1%

contracts Active+Complete+Inactive as a % of total
45.0% 53.7%

actual jobs Active+Complete as % of total Projected Jobs
35.2% 29.9%

actual jobs Active+Complete+Inactive as % of total Projected Jobs
52.1% 43.0%

QTI

Project Status	Data	Date Code			Grand Total
		1995-2002	2003-2007	2008-2011	
Active	Count of Business Unit	8	76	222	306
	Sum of Award	12,030,000	53,334,000	111,484,610	176,848,610
	Sum of Projected Jobs	3,300	12,704	27,821	43,825
	Sum of Total Payments	9,660,184	25,215,070	921,787	35,797,041
	Sum of Actual Jobs	3,408	15,208	3,766	22,382
Complete	Count of Business Unit	64	29		93
	Sum of Award	52,647,100	21,199,000		73,846,100
	Sum of Projected Jobs	14,072	4,297		18,369
	Sum of Total Payments	49,195,530	18,687,595		67,883,126
	Sum of Actual Jobs	21,321	7,307		28,628
Disapproved	Count of Business Unit	1			1
	Sum of Award	0			0
	Sum of Projected Jobs	0			0
	Sum of Total Payments	0			0
	Sum of Actual Jobs	0			0
Inactive	Count of Business Unit	107	55	1	163
	Sum of Award	113,533,050	31,460,000	580,000	145,573,050
	Sum of Projected Jobs	28,734	7,595	145	36,474
	Sum of Total Payments	40,053,783	5,753,172	23,770	45,830,724
	Sum of Actual Jobs	17,284	5,143	45	22,472
Pending Vacated	Count of Business Unit		2	2	4
	Sum of Award		3,600,000	486,000	4,086,000
	Sum of Projected Jobs		900	162	1,062
	Sum of Total Payments		1,587,020	0	1,587,020
	Sum of Actual Jobs		434	0	434
Terminated	Count of Business Unit	162	171	36	369
	Sum of Award	104,082,532	95,107,967	10,909,000	210,099,499
	Sum of Projected Jobs	30,072	23,682	2,634	56,388
	Sum of Total Payments	44,212	238,576	0	282,788
	Sum of Actual Jobs	4,071	2,671	212	6,954
Vacated	Count of Business Unit	34	46	29	109
	Sum of Award	23,279,100	27,160,800	12,595,000	63,034,900
	Sum of Projected Jobs	5,586	6,219	2,708	14,513
	Sum of Total Payments	0	0	0	0
	Sum of Actual Jobs	0	0	0	0
Withdrawn	Count of Business Unit	1		1	2
	Sum of Award	375,000		560,000	935,000
	Sum of Projected Jobs	150		80	230
	Sum of Total Payments	0		0	0
	Sum of Actual Jobs	0		0	0
Total Count of Business Unit		377	379	291	1,047
Total Sum of Award		305,946,782	231,861,767	136,614,610	674,423,159
Total Sum of Projected Jobs		81,914	55,397	33,550	170,861
Total Sum of Total Payments		98,953,709	51,481,434	945,556	151,380,699
Total Sum of Actual Jobs		46,084	30,763	4,023	80,870

1995-2002	2003-2007	2008-2011	Grand Total
19.1%	27.7%	76.3%	38.1%
21.1%	32.1%	81.6%	37.2%
21.2%	30.7%	82.9%	36.4%
59.5%	85.3%	97.5%	68.5%
53.7%	73.2%	93.6%	63.1%

contracts Active+Complete+Inactive as a % of total
47.5% 42.2% 76.6% 53.7%

actual jobs Active+Complete as % of total Projected Jobs
30.2% 40.6% 11.2% 29.9%

actual jobs Active+Complete+Inactive as % of total Projected Jobs
51.3% 49.9% 11.4% 43.0%

PROJECTS WITH AN EDTF CONTRACT AND ONE OR MORE OTHER PROGRAM CONTRACTS:

Sum of Total Adj. Payments									
Project Status	BFR Total	BROWN Total	CITC Total	CLOSE Total	EDTF Total	HIPI Total	QDC Total	QTI Total	Grand Total
Active	-	155,781	-	22,534,667	4,469,583	-	1,815,000	7,868,587	36,843,618
Complete		1,875,000			54,748,474	2,000,000		17,312,680	75,936,154
Inactive		12,500			-			14,065,676	14,078,176
Terminated		-	-	-	531,236			-	531,236
Vacated				-	-			-	-
Grand Total	-	2,043,281	-	22,534,667	59,749,293	2,000,000	1,815,000	39,246,943	127,389,185

As Of: 10/28/2011 2:53:00 PM

QACF Closing Funds Returned by Applicant

Applicant	County	Award	Funds Returned		
			Date	FY	Amount
			12/21/2007	2004	(\$200,000.00)
Pratt & Whitney - Liquid Space Propulsion	Palm Beach	\$1,000,000.00	12/21/2007	2005	(\$200,000.00)
			6/12/2006	2003	(\$12,500.00)
			6/12/2006	2004	(\$14,166.67)
			6/12/2006	2005	(\$83,333.33)
			6/12/2006	2006	(\$83,333.33)
Embraer Engineering Services, Inc.	Palm Beach	\$500,000.00	6/12/2006	2007	(\$83,333.33)
GE Generators (Pensacola), LLC	Escambia	\$375,000.00	9/11/2002		(\$375,000.00)
The Coca-Cola Company	Polk	\$100,000.00	7/17/2006	2005	(\$3,333.33)
Wayne-Dalton Corporation	Escambia	\$367,200.00	10/21/2011	2009	(\$197,702.78)
Burger King Corporation	Miami-Dade	\$3,000,000.00	5/16/2007	2007	(\$3,000,000.00)
Fidelity Global Brokerage Group, Inc.	Duval	\$5,000,000.00	11/12/2010	2006	(\$2,290,000.00)
UBS AG	Miami-Dade	\$1,000,000.00	4/21/2008	2007	(\$1,000,000.00)
Alenia North America, Inc.	Duval	\$1,000,000.00	12/28/2010	2007	(\$1,000,000.00)
Clearwire US, LLC	Santa Rosa	\$2,000,000.00	6/2/2011	2010	(\$2,000,000.00)
---	---	\$14,342,200.00	---	---	(\$10,542,702.77)

10 Records Returned

CourtSmart Tag Report

Room: EL 110

Case:

Type:

Caption: Senate Budget Subcommittee on Transportation, Tourism and Economic Development Appropriations

Judge:

Started: 11/15/2011 8:32:13 AM

Ends: 11/15/2011 10:26:17 AM **Length:** 01:54:05

8:32:18 AM Meeting called to order and roll call.
8:33:31 AM Opening remarks by Chairman Benacquisto
8:34:50 AM Enterprise Florida, Inc. presentation by Gray Swoope, Secretary of Commerce, President & CEO, Enterprise Florida
8:36:27 AM Presenting on Florida's Business Incentives and Job Creation Overview
8:54:34 AM Senator Latvala
8:57:25 AM Senator Sachs
8:59:58 AM Gray Swoope
9:00:16 AM Chairman Benacquisto
9:00:21 AM Skip Martin, Professional Staff
9:02:42 AM Senator Sachs
9:02:59 AM Senator Sachs
9:02:59 AM Chairman Benacquisto
9:03:18 AM Senator Sobel
9:05:14 AM Gary Swoope
9:05:59 AM Senator Gaetz
9:07:22 AM Gary Swoope
9:08:14 AM Senator Gaetz
9:12:07 AM Gary Swoope
9:14:26 AM Senator Gaetz
9:15:18 AM Gary Swoope
9:16:43 AM Senator Gaetz
9:19:17 AM Gary Swoope
9:21:11 AM Senator Norman
9:23:27 AM Gary Swoope
9:25:38 AM Senator Norman
9:27:08 AM Gary Swoope
9:28:05 AM Senator Smith
9:29:07 AM Gary Swoope
9:31:50 AM Senator Bennett
9:35:23 AM Gary Swoope
9:36:29 AM Senator Bullard
9:39:25 AM Gary Swoope
9:41:17 AM Senator Bullard
9:41:58 AM Senator Gibson
9:42:52 AM Gary Swoope
9:43:05 AM Senator Gibson
9:43:50 AM Gary Swoope
9:44:30 AM Senator Gibson
9:44:40 AM Gary Swoope
9:45:10 AM Senator Gibson
9:46:34 AM Gary Swoope
9:47:25 AM Senator Fasano
9:48:13 AM Gary Swoope
9:50:32 AM Senator Fasano
9:51:13 AM Gary Swoope

9:53:14 AM Senator Fasano
9:53:42 AM Gary Swoope
9:56:05 AM Chairman Benacquisto
10:01:09 AM Gary Swoope
10:02:44 AM Chairman Benacquisto
10:03:07 AM Senator Norman
10:04:02 AM Senator Sachs
10:04:30 AM Chairman Benacquisto
10:04:55 AM Division of Emergency Management
10:06:07 AM Legislative Budget Request by Bryan Koon, Director,
10:12:47 AM Senator Bullard
10:14:30 AM Senator Norman
10:15:58 AM Bryan Koon
10:16:48 AM Senator Norman
10:16:53 AM Bryan Koon, Director, Division of Emergency Management
10:17:45 AM Senator Dean
10:19:19 AM Bryan Koon
10:21:00 AM Senator Dean
10:21:07 AM Bryan Koon
10:22:16 AM Chairman Benacquisto
10:22:37 AM Reynold Meyer, Professional Staff
10:23:02 AM Overview of Senate Subcommittee on Transportation, Tourism, and Economic Development
Appropriations
10:25:48 AM Chairman Benacquisto comments and closing remarks.
10:26:04 AM Meeting adjourned

THE FLORIDA SENATE
APPEARANCE RECORD

(Deliver BOTH copies of this form to the Senator or Senate Professional Staff conducting the meeting)

11/15/11
Meeting Date

Topic FL's Economic Incentives to Job Creation ^{Benchmarks} Bill Number _____
(if applicable)
Name Gray Swoope Amendment Barcode _____
(if applicable)
Job Title Sp. of Comm.
Address 325 John Knox Rd Phone 850-298-6830
Street
Tallahassee FL E-mail _____
City State Zip

Speaking: For Against Information

Representing Enterprise Florida, Inc

Appearing at request of Chair: Yes No

Lobbyist registered with Legislature: Yes No

While it is a Senate tradition to encourage public testimony, time may not permit all persons wishing to speak to be heard at this meeting. Those who do speak may be asked to limit their remarks so that as many persons as possible can be heard.

This form is part of the public record for this meeting.

S-001 (10/20/11)

THE FLORIDA SENATE
APPEARANCE RECORD

(Deliver BOTH copies of this form to the Senator or Senate Professional Staff conducting the meeting)

11/15/11
Meeting Date

Topic Senate OTED Appropriations Bill Number _____
(if applicable)
Name Bryan Koon Amendment Barcode _____
(if applicable)
Job Title DIRECTOR DEM
Address 2555 Shumard Oak Blvd Phone 850 519 7966
Street
Tallahassee 32399 E-mail bryan.koon@en.nyfla.com
City State Zip

Speaking: For Against Information

Representing DEM

Appearing at request of Chair: Yes No

Lobbyist registered with Legislature: Yes No

While it is a Senate tradition to encourage public testimony, time may not permit all persons wishing to speak to be heard at this meeting. Those who do speak may be asked to limit their remarks so that as many persons as possible can be heard.

This form is part of the public record for this meeting.

S-001 (10/20/11)



THE FLORIDA SENATE

Tallahassee, Florida 32399-1100

COMMITTEES:

Rules - Subcommittee on Ethics and Elections,
Chair
Budget - Subcommittee on General Government
Appropriations
Budget - Subcommittee on Transportation, Tourism,
and Economic Development Appropriations
Communications, Energy, and Public Utilities
Health Regulation
Reapportionment
Regulated Industries

SENATOR MIGUEL DIAZ de la PORTILLA
36th District

November 14, 2011

The Honorable Lizbeth Benacquisto
Chair, Budget Sub Transportation & Economic Development Appropriations

Via email

Dear Chair Benacquisto:

I respectfully request that I be excused from the Subcommittee on Transportation & Economic Development Appropriations on Tuesday, November 15. Your consideration is appreciated.

Sincerely,

Miguel Diaz de la Portilla
Senator, District 36

A handwritten signature in black ink, appearing to read "MDP", enclosed within a hand-drawn oval.

REPLY TO:

- 2100 Coral Way, Suite 505, Miami, Florida 33145 (305) 643-7200
- 312 Senate Office Building, 404 South Monroe Street, Tallahassee, Florida 32399-1100 (850) 487-5109

Senate's Website: www.flsenate.gov

MIKE HARIDOPOLOS
President of the Senate

MICHAEL S. "MIKE" BENNETT
President Pro Tempore



THE FLORIDA SENATE

Tallahassee, Florida 32399-1100

COMMITTEES:

Budget, *Chair*
Rules, *Vice Chair*
Agriculture
Banking and Insurance
Budget - Subcommittee on Finance and Tax
Budget - Subcommittee on Transportation, Tourism,
and Economic Development Appropriations
Education Pre-K - 12
Rules - Subcommittee on Ethics and Elections

JOINT COMMITTEE:

Legislative Budget Commission, *Chair*

SENATOR JD ALEXANDER

17th District

November 15, 2011

Senator Lizbeth Benacquisto, Chair
Committee on Budget Subcommittee on Transportation, Tourism, and Economic Development
Appropriations
326 Senate Office Building
404 South Monroe Street
Tallahassee, FL 32399-1100

Dear Senator Benacquisto,

I respectfully request permission to be absent from the Committee on Budget Subcommittee on Transportation, Tourism, and Economic Development Appropriations, today, November 15, 2011. I will not be able to attend this meeting.

Thank you for your approval in this request.

Sincerely,

A handwritten signature in black ink, appearing to read "JD Alexander".

JD Alexander
Senator, District 17

Xc: Reynold Meyer

Handwritten initials "LAB" in black ink, enclosed within a hand-drawn circle.

REPLY TO:

- 201 Central Avenue West, Suite 115, City Hall Complex, Lake Wales, Florida 33853 (863) 679-4847
- 412 Senate Office Building, 404 South Monroe Street, Tallahassee, Florida 32399-1100 (850) 487-5044

Senate's Website: www.flsenate.gov

MIKE HARIDOPOLOS
President of the Senate

MICHAEL S. "MIKE" BENNETT
President Pro Tempore

