

2013-14 Legislative Budget Request

Office of Early Learning

Senate Education Appropriations

January 16, 2013

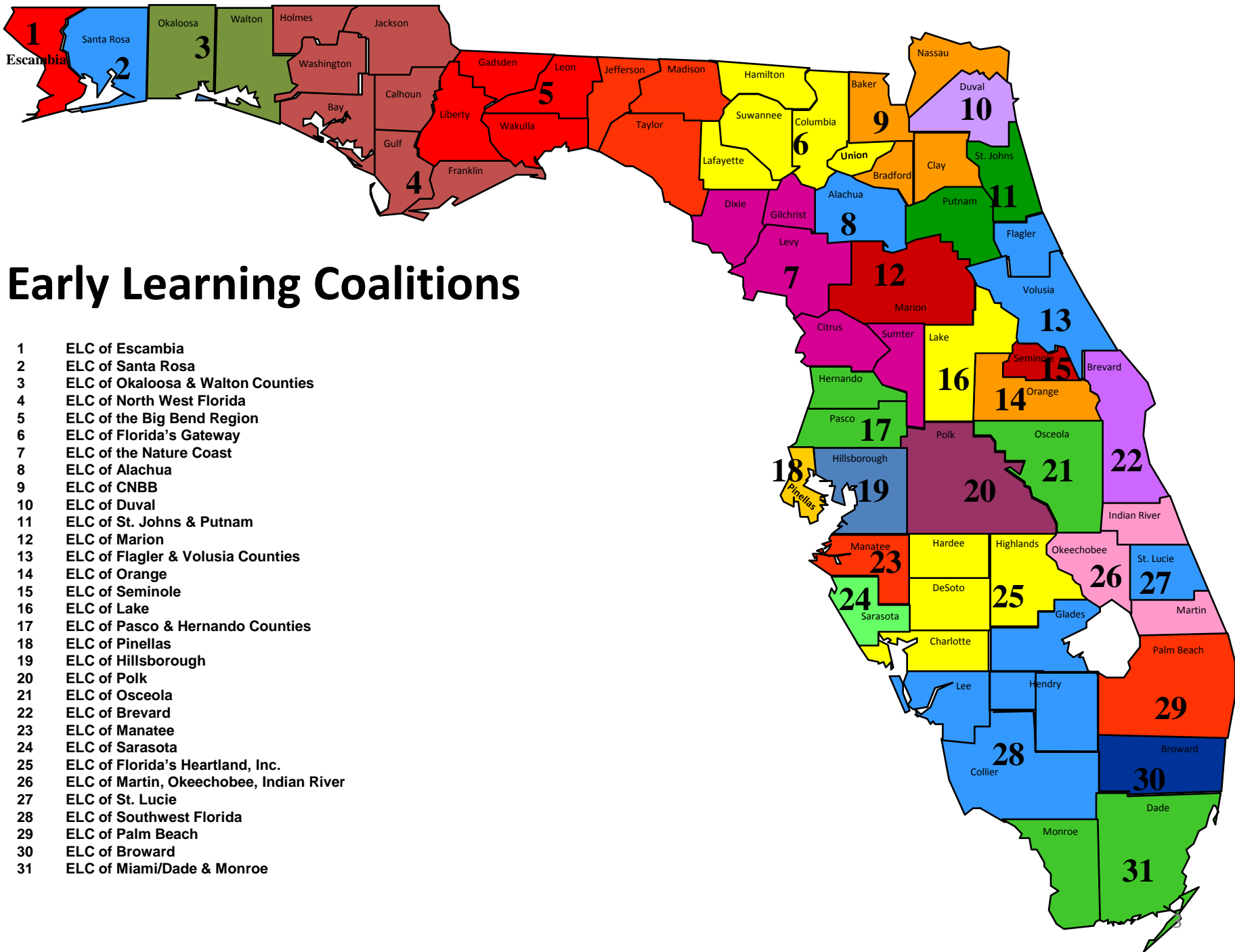
Tallahassee, Florida



Florida's Office of Early Learning

Florida's Office of Early Learning (OEL) is the lead agency for the **School Readiness Program** and collaborates with the Department of Education to administer the **Voluntary Prekindergarten Education Program**.

OEL partners with 31 Local Early Learning Coalitions and Redlands Christian Migrant Association to deliver a comprehensive early learning system of services statewide.



Early Learning Coalitions

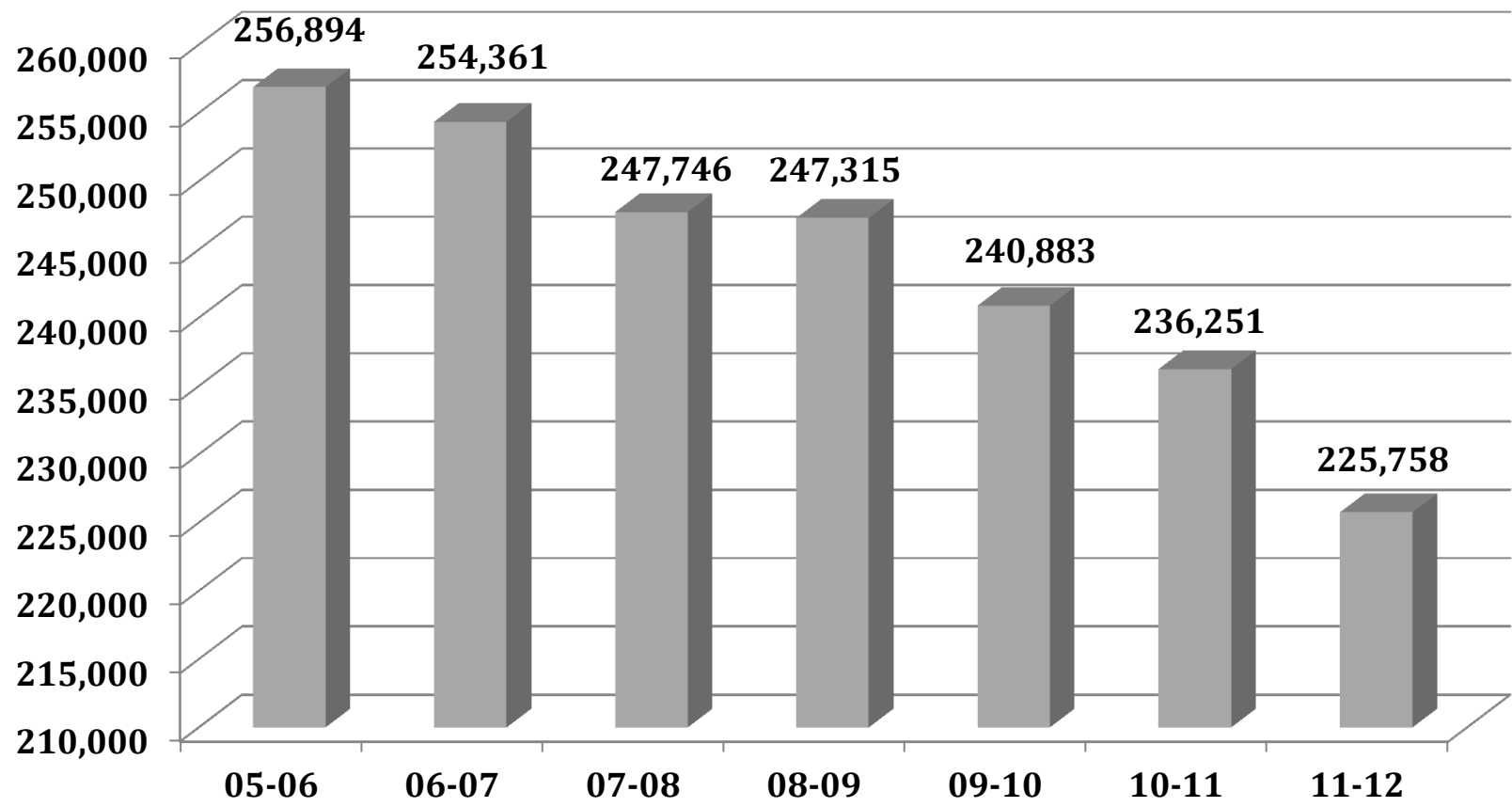
- 1 ELC of Escambia
- 2 ELC of Santa Rosa
- 3 ELC of Okaloosa & Walton Counties
- 4 ELC of North West Florida
- 5 ELC of the Big Bend Region
- 6 ELC of Florida's Gateway
- 7 ELC of the Nature Coast
- 8 ELC of Alachua
- 9 ELC of CNBB
- 10 ELC of Duval
- 11 ELC of St. Johns & Putnam
- 12 ELC of Marion
- 13 ELC of Flagler & Volusia Counties
- 14 ELC of Orange
- 15 ELC of Seminole
- 16 ELC of Lake
- 17 ELC of Pasco & Hernando Counties
- 18 ELC of Pinellas
- 19 ELC of Hillsborough
- 20 ELC of Polk
- 21 ELC of Osceola
- 22 ELC of Brevard
- 23 ELC of Manatee
- 24 ELC of Sarasota
- 25 ELC of Florida's Heartland, Inc.
- 26 ELC of Martin, Okeechobee, Indian River
- 27 ELC of St. Lucie
- 28 ELC of Southwest Florida
- 29 ELC of Palm Beach
- 30 ELC of Broward
- 31 ELC of Miami/Dade & Monroe

2013-14

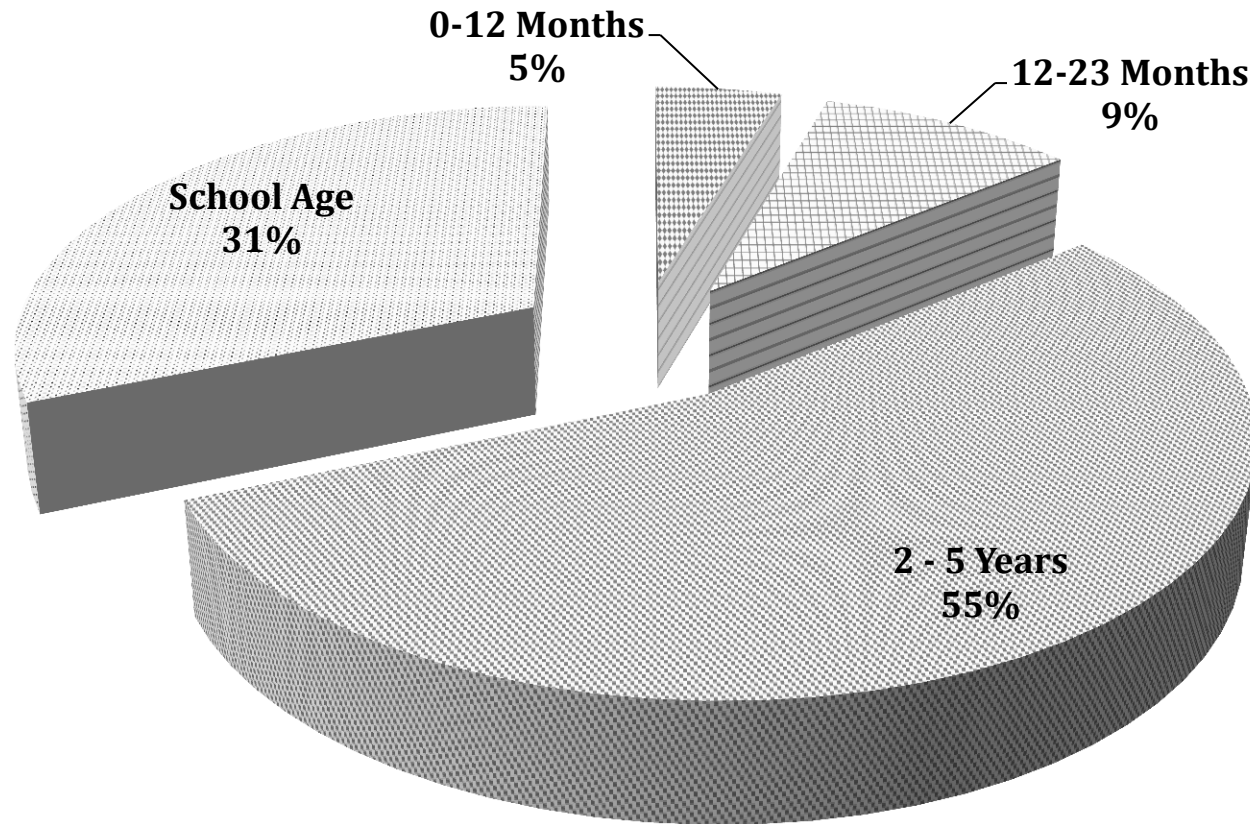
Early Learning Legislative Budget

	2012-13 Legislative Appropriation	2013-14 OEL Request	Increase/ (Decrease)	% Increase/ (Decrease)
General Revenue	560,350,444	581,512,141	21,161,697	3.8%
Child Care/Development Block Grant TF	353,682,641	348,909,011	(4,773,630)	-1.3%
Federal Grants TF	1,000,000	1,000,000	-	0.0%
Welfare Transition TF	98,277,590	98,277,590	-	0.0%
Total	1,013,310,675	1,029,698,742	16,388,067	1.6%

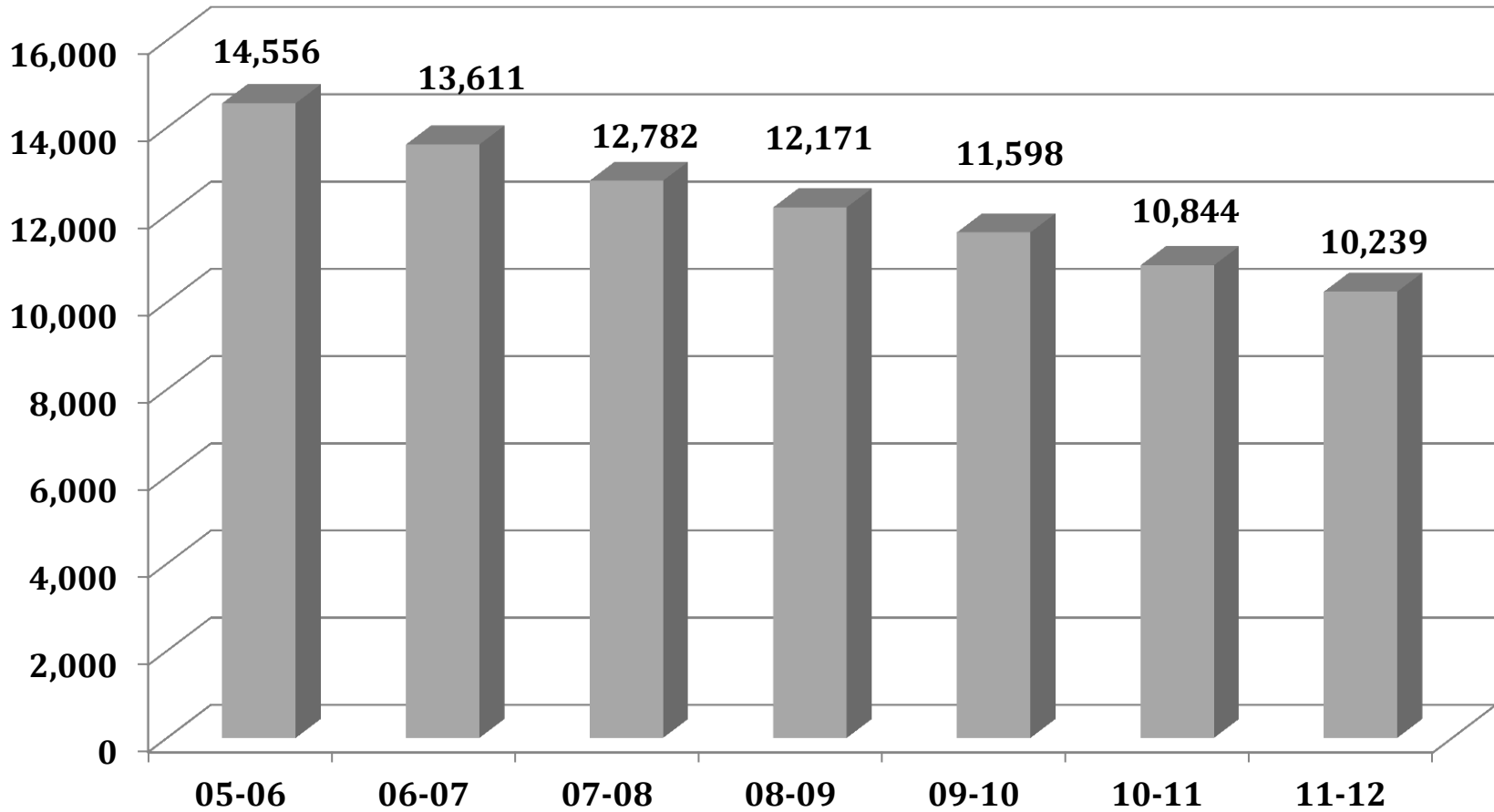
School Readiness Program: 2005-06 – 2011-12 Child Participation



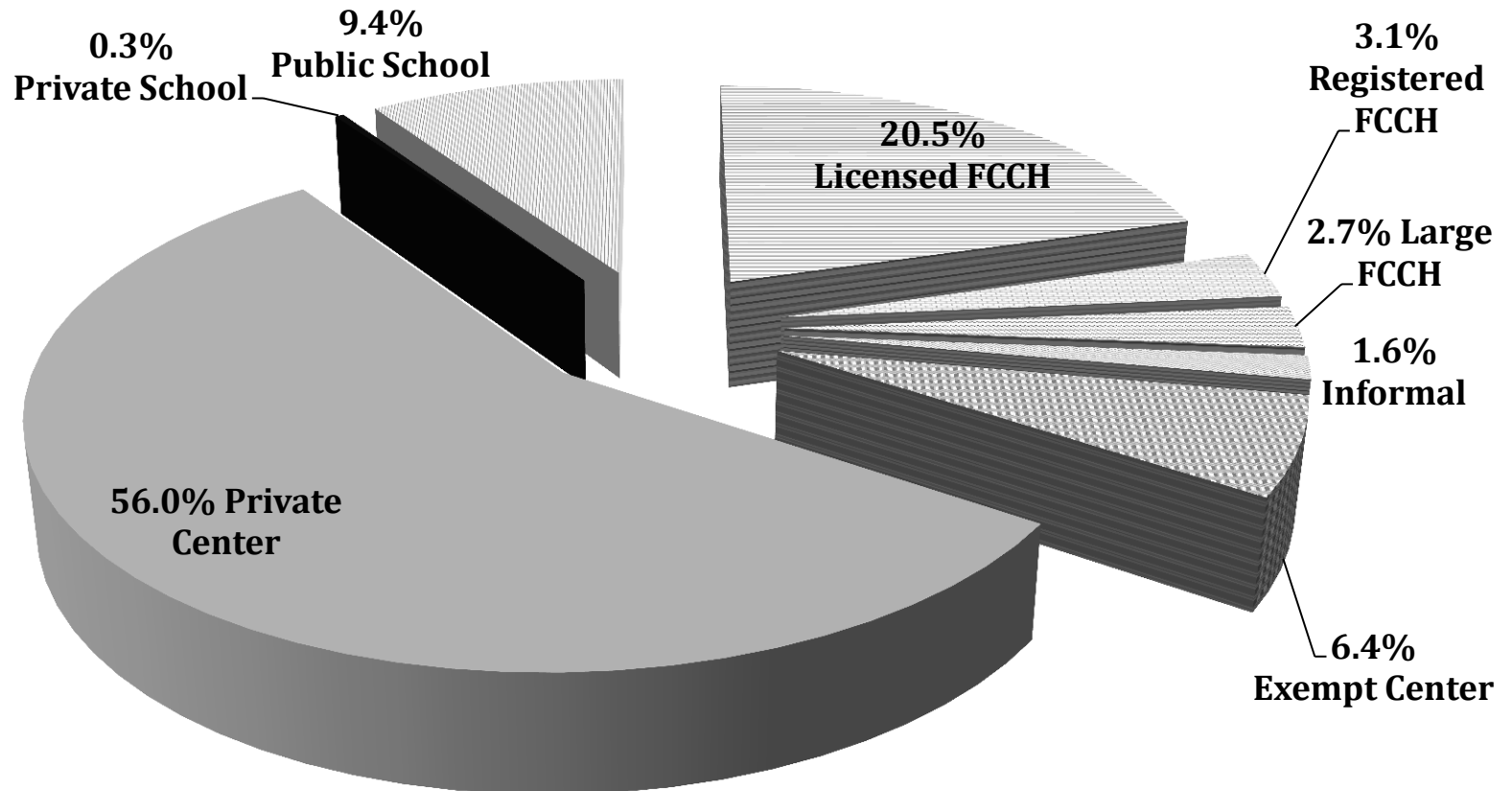
School Readiness Program: 2011-12 Child Participation by Age



School Readiness Program: 2011-12 Providers



School Readiness Program: 2011-12 Providers by Type



FCCH – Family Child Care Home
Exempt Center – Licensed Exempt Center

2013-14

Early Learning Legislative Budget Request – VPK

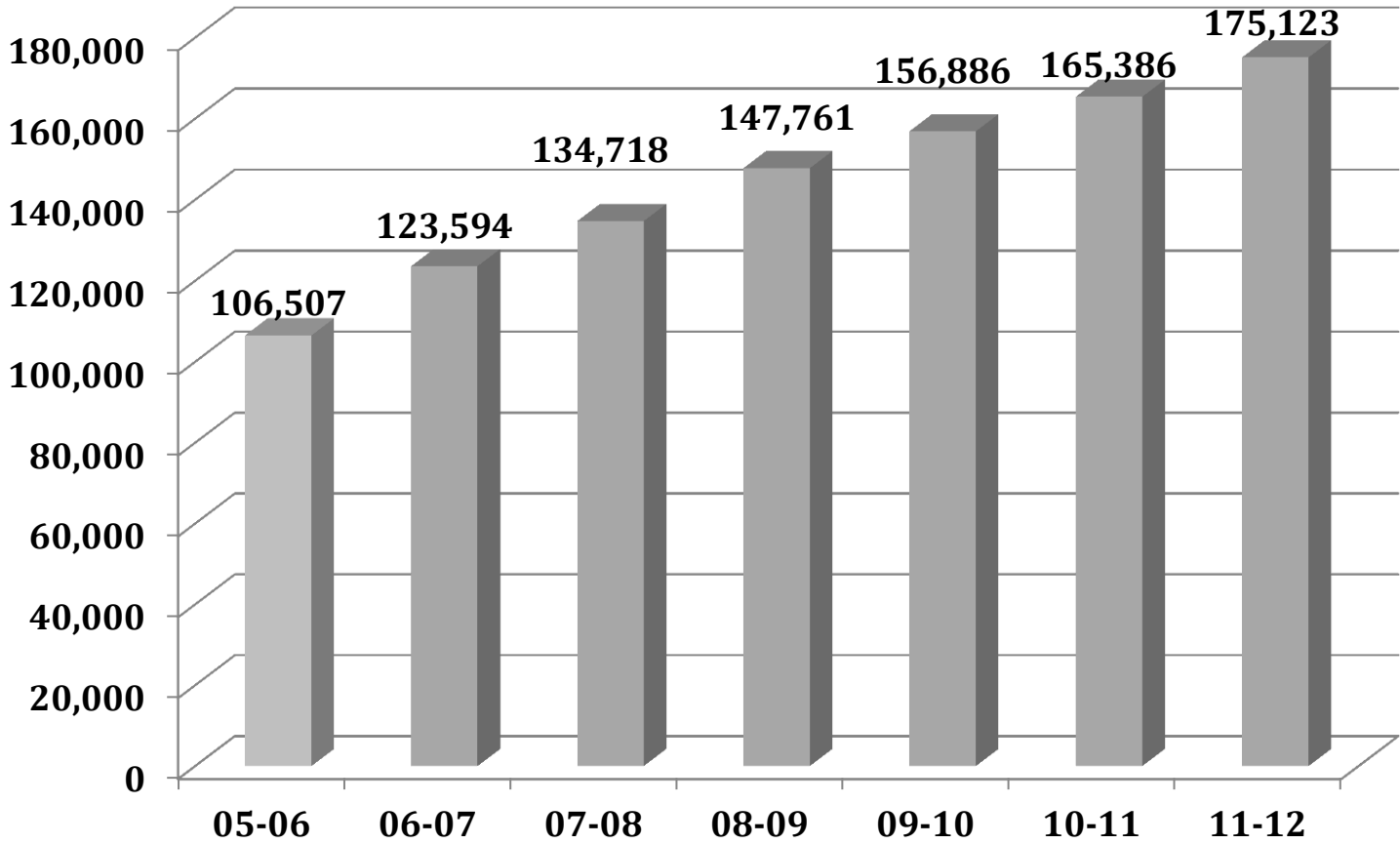
2013-14 Legislative Budget Request

	2012-13 Legislative Appropriation	2013-14 SBE Request	Increase/ (Decrease)	% Increase/ (Decrease)
Full-time Equivalent Enrollment	167,609.80	175,554.52	7,944.72	4.74%
School Year (BSA)	\$ 2,383	\$ 2,383	\$ 0	0.00%
Summer (BSA)	\$ 2,026	\$ 2,026	\$ 0	0.00%
VPK Program Funds	\$ 413,312,552	\$ 432,887,154	\$ 19,574,602	4.74%
VPK Performance Incentive	\$ 0	\$ 1,533,700	\$ 1,533,700	100%
Total VPK Request	\$ 413,312,552	\$ 434,420,854	\$ 21,108,302	5.11%

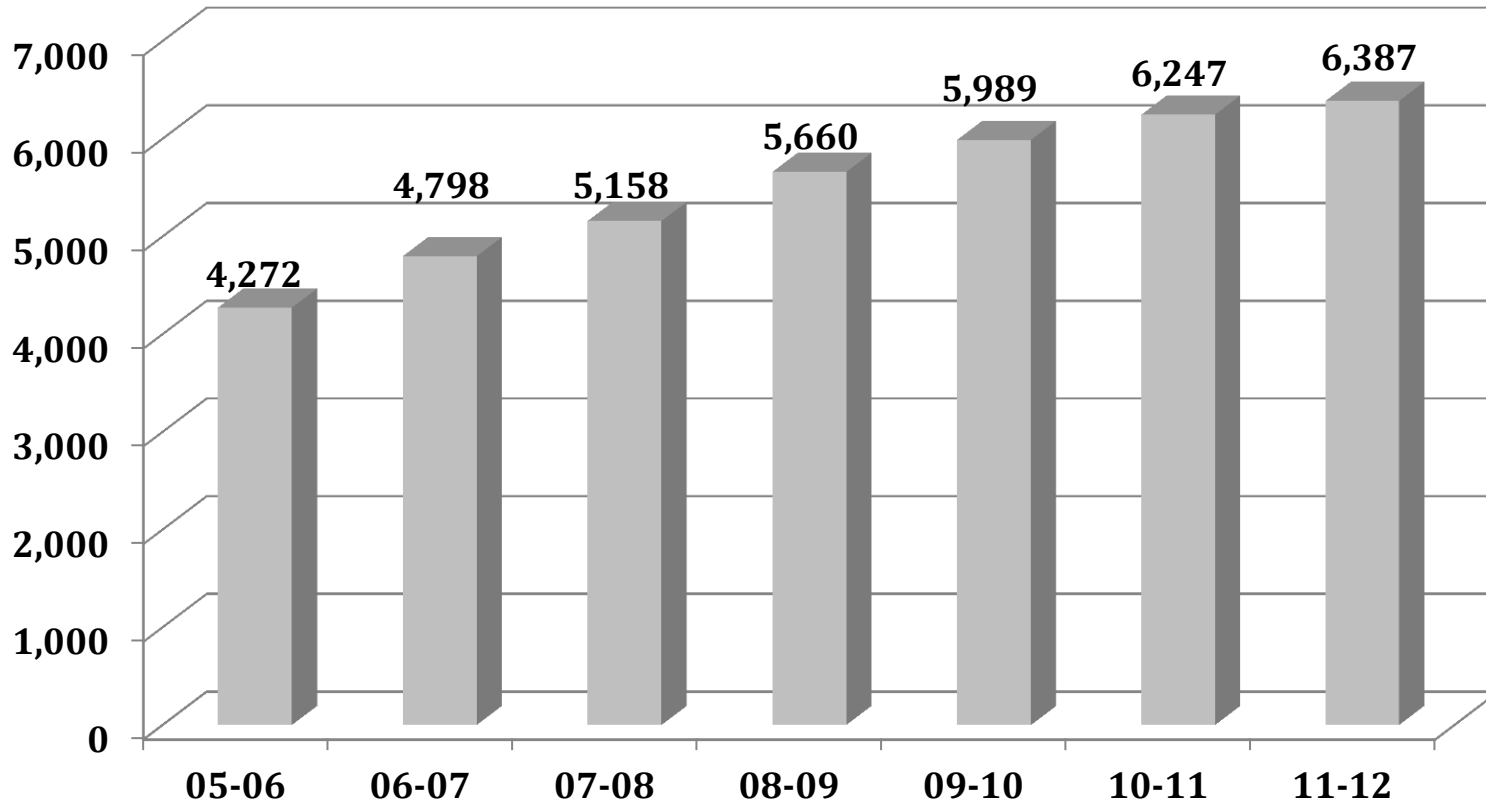
- **Maintain Current Year 4% Administrative Support of Regional Coalitions**

Total Request = \$434,420,854

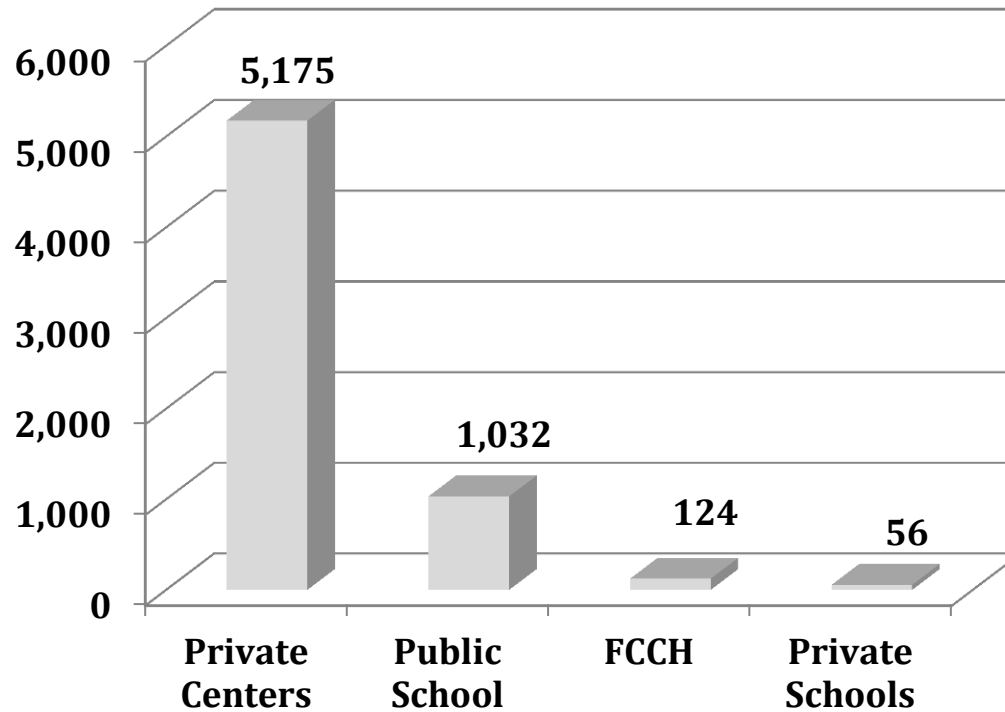
VPK Education Program: 2005-2012 Child Participation



VPK Education Program: 2005-2012 Provider Participation



VPK Education Program: 2011-2012 Providers by Type



2013-14 Early Learning Legislative Budget Request by Program

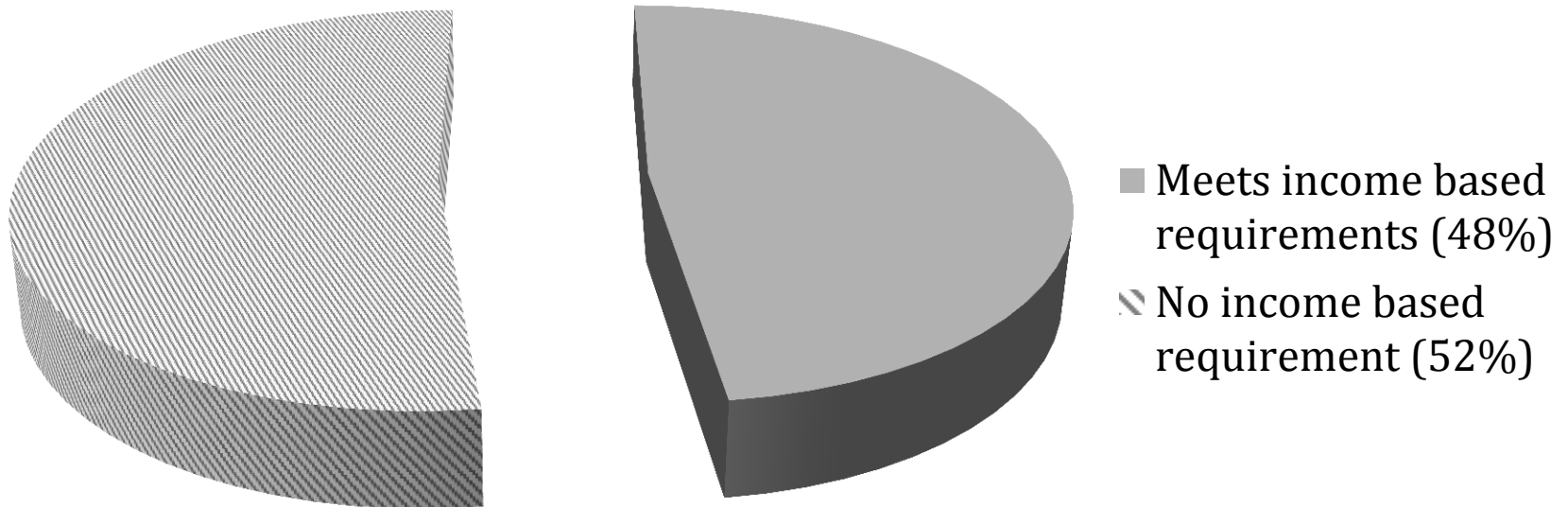
	2012-13 Appropriation	2013-14 OEL Request	Increase/ (Decrease)	% Increase/ (Decrease)
Voluntary Prekindergarten	413,312,552	434,420,854	21,108,302	5.1%
School Readiness	574,469,783	574,469,783	-	0.0%
Admin/Support	25,528,340	20,808,105	(4,720,235)	-18.5%
Total	1,013,310,675	1,029,698,742	16,388,067	1.6%

Fraud Management

- Target Population
- Business Process : Current View
- Tomorrow's View : ELIS
- Vision

Target Population

Income profile



**Source: Data from FY2011-12*

Business Process : Today

- Reactionary/Discovery Mode
 - Identify sources of payment errors
 - Conduct ad hoc data matches with partners
- Current Practice
 - Identify potential fraud within target populations based on income requirements
 - Analyze data, collaborate with coalitions, contact consumer, conduct interviews, complete appropriate referrals, etc.

Tomorrow's View : ELIS

- Proactive/Preventative mode
 - Identify sources of payment errors
 - Conduct external data exchanges with key partners (DEO-UC, DOR, DFS)
- Future Practice
 - Screen ineligible participants initially through data edits within the target population
 - Using external data exchanges, identify potential cases for further investigation
 - Minimize the amount of effort in reactionary/discovery mode

Vision

- Focused on identifying and pursuing fraud cases
- ELIS provides a future of reduced fraudulent cases and stopping fraud before it happens

