

# **The Florida Legislature**

## **Fiscal Analysis in Brief**



**2020 Legislative Session**

**General Appropriations Act  
Chapter 2020-111, Laws of Florida  
Adjusted for Vetoes and Supplementals**

# **FISCAL ANALYSIS IN BRIEF**

## For Fiscal Year 2020-21

The Fiscal Analysis in Brief is an annual report prepared by the Florida Legislature to summarize fiscal and budgetary information affecting the 2020-21 fiscal year.

The document contains graphical depictions and detailed listings of appropriations, fund sources, nonrecurring issues, vetoed items, financial outlooks, and legislation affecting revenues.

It also includes the Truth in Bonding Statement used to support the General Appropriations Act. The document reflects appropriated funds only and does not include local revenue for educational entities such as local property tax revenues and student fees.

Various sources were used to prepare this document. Among the most important were data from the Legislative Appropriations System/Planning and Budgeting Subsystem (LAS/PBS), multiple consensus estimating conferences, the General Appropriations Act and other fiscal-related legislation, the Governor's Veto Message, and explanatory information used during the appropriations process.

*Published September 2020*

## TABLE OF CONTENTS

<b>Overview and Summaries</b>	<b>Page</b>
<b>Chart 1</b> - Appropriations by Fund Source	<b>1</b>
<b>Chart 2</b> - Appropriations by Program Area (Sections of the Appropriations Bill)	<b>2</b>
<b>Chart 3</b> - Appropriations by Expenditure Type	<b>3</b>
<b>Chart 4 and Chart 5</b> - Appropriations History: Combined Total, Percent, and Appropriation Levels	<b>4</b>
<b>Chart 6</b> - Total Appropriations By Program Area, By Fund Source	<b>5</b>
<b>Chart 7</b> - General Revenue Appropriations by Program Area	<b>6</b>
<b>Chart 8</b> - Summary of Appropriations	<b>7</b>
Appropriations by Detail Fund	<b>8</b>
Nonrecurring Appropriations Adjusted for Vetoes and Supplemental Appropriations	<b>12</b>
Vetoed Appropriations	<b>24</b>

### **Revenue Sources and Financial Outlooks**

<b>Chart 9</b> - Projected Recurring General Revenue Sources	<b>42</b>
General Revenue Fund - Consensus Revenue Estimating Conference Retrospect, FY 2017-18 and 2018-19	<b>43</b>
General Revenue Fund Financial Outlook Statement, FY 2019-20 through FY 2024-25	<b>44</b>
Florida Tobacco Settlement Trust Fund - Consensus Revenue Estimating Conference Retrospect, FY 2017-18 and 2018-19	<b>47</b>
Florida Tobacco Settlement Trust Fund Financial Outlook Statement, FY 2019-20 through FY 2024-25	<b>48</b>
Educational Enhancement Trust Fund - Consensus Revenue Estimating Conference Retrospect, FY 2017-18 and 2018-19	<b>50</b>
Educational Enhancement Trust Fund Financial Outlook Statement, FY 2019-20 through FY 2024-25	<b>51</b>
State School Trust Fund - Consensus Revenue Estimating Conference Retrospect, FY 2017-18 and 2018-19	<b>53</b>
State School Trust Fund Financial Outlook Statement, FY 2019-20 through FY 2024-25	<b>54</b>

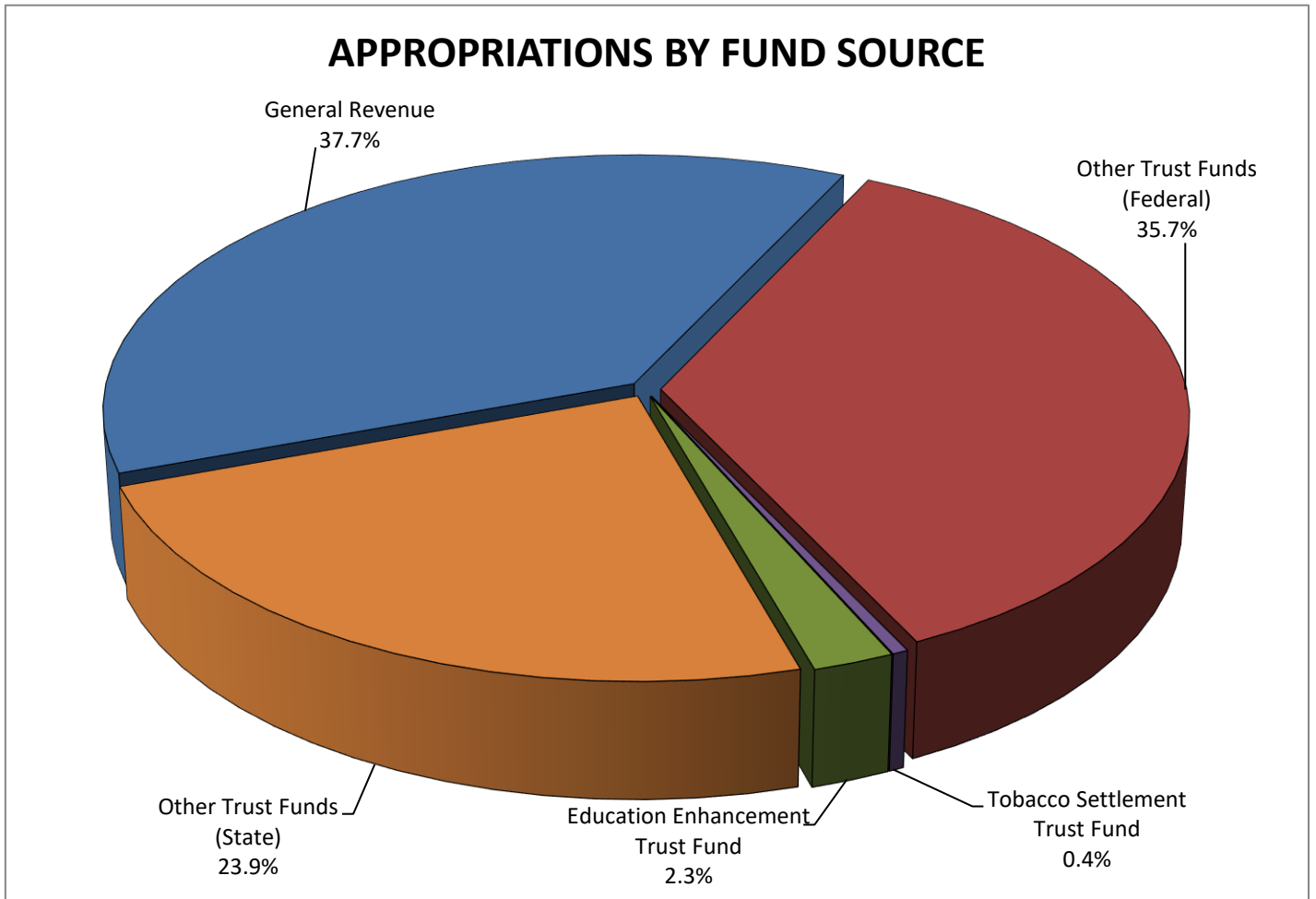
### **Other Related Information**

Measures Affecting Revenue and Tax Administration	<b>56</b>
Bills With Supplemental Appropriations	<b>59</b>
Truth in Bonding Statement FY 2020-21	<b>60</b>

**Chart 1**  
**House Bill 5001, Chapter 2020-111, Laws of Florida**  
**Appropriations by Fund Source for Fiscal Year 2020-21**  
**Adjusted for Vetoes, Supplementals**  
**(Dollars in Millions)**

Funding Source	Dollars	Percent
General Revenue	34,751.2	37.7%
Other Trust Funds (Federal)	32,966.9	35.7%
State Trust Funds		
Tobacco Settlement Trust Fund	405.3	0.4%
Education Enhancement Trust Fund	2,080.7	2.3%
Other Trust Funds (State)	22,064.0	23.9%
Total State Trust Funds	24,550.0	26.6%
<b>Total</b>	<b>92,268.1</b>	<b>100.0%</b>

Note: Subtotals and totals may not add due to rounding.

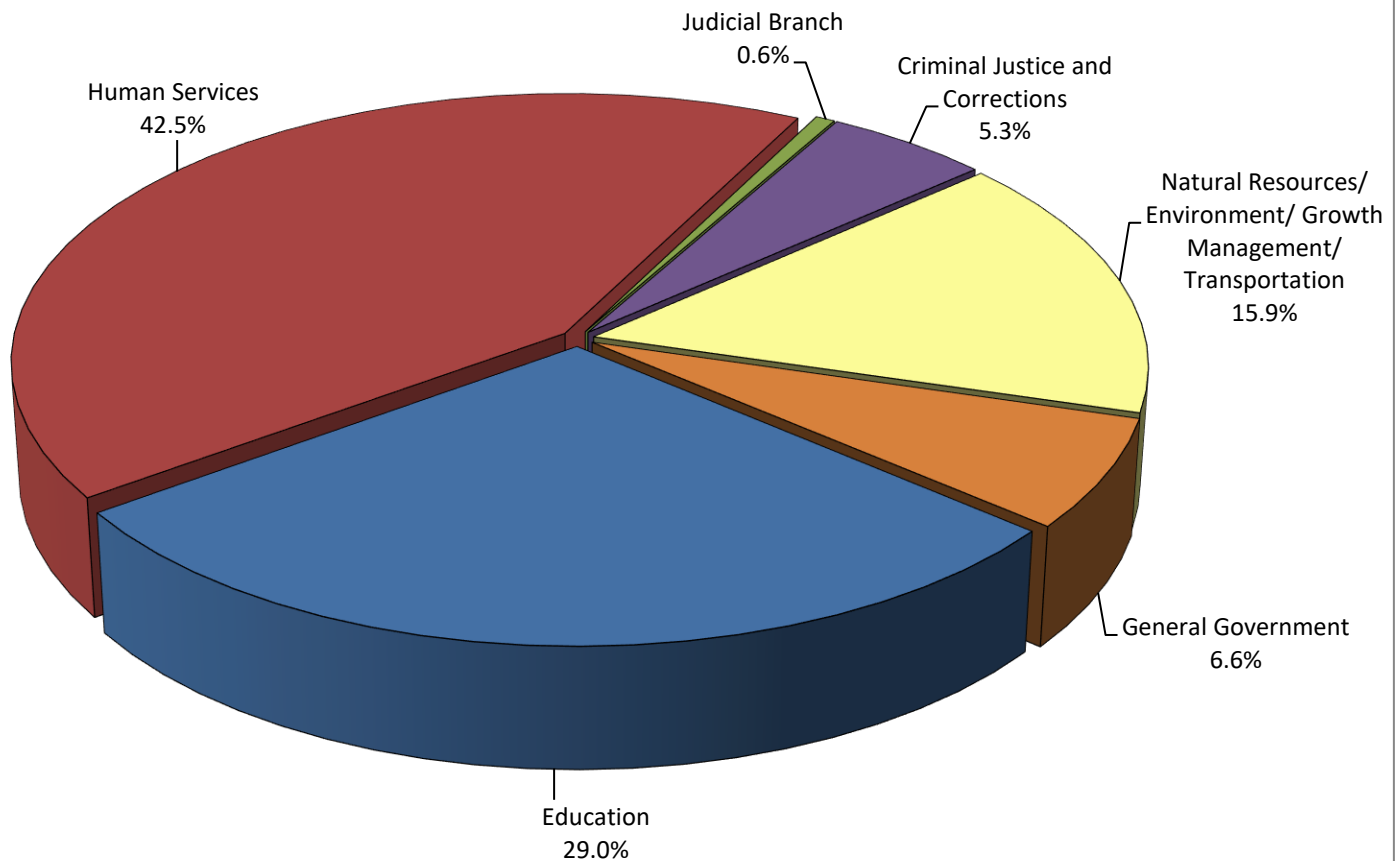


**Chart 2**  
**House Bill 5001, Chapter 2020-111, Laws of Florida**  
**Appropriations by Program Area for Fiscal Year 2020-21**  
**Adjusted for Vetoes, Supplementals**  
**(Dollars in Millions)**

<b>Program Area (Section of General Appropriations Act)</b>	<b>Dollars</b>	<b>Percent</b>
Education	26,747.2	29.0%
Human Services	39,229.5	42.5%
Judicial Branch	579.8	0.6%
Criminal Justice and Corrections	4,920.7	5.3%
Natural Resources/ Environment/ Growth Management/ Transportation	14,674.9	15.9%
General Government	6,115.9	6.6%
<b>Total</b>	<b>92,268.1</b>	<b>100.0%</b>

Note: Subtotals and totals may not add due to rounding.

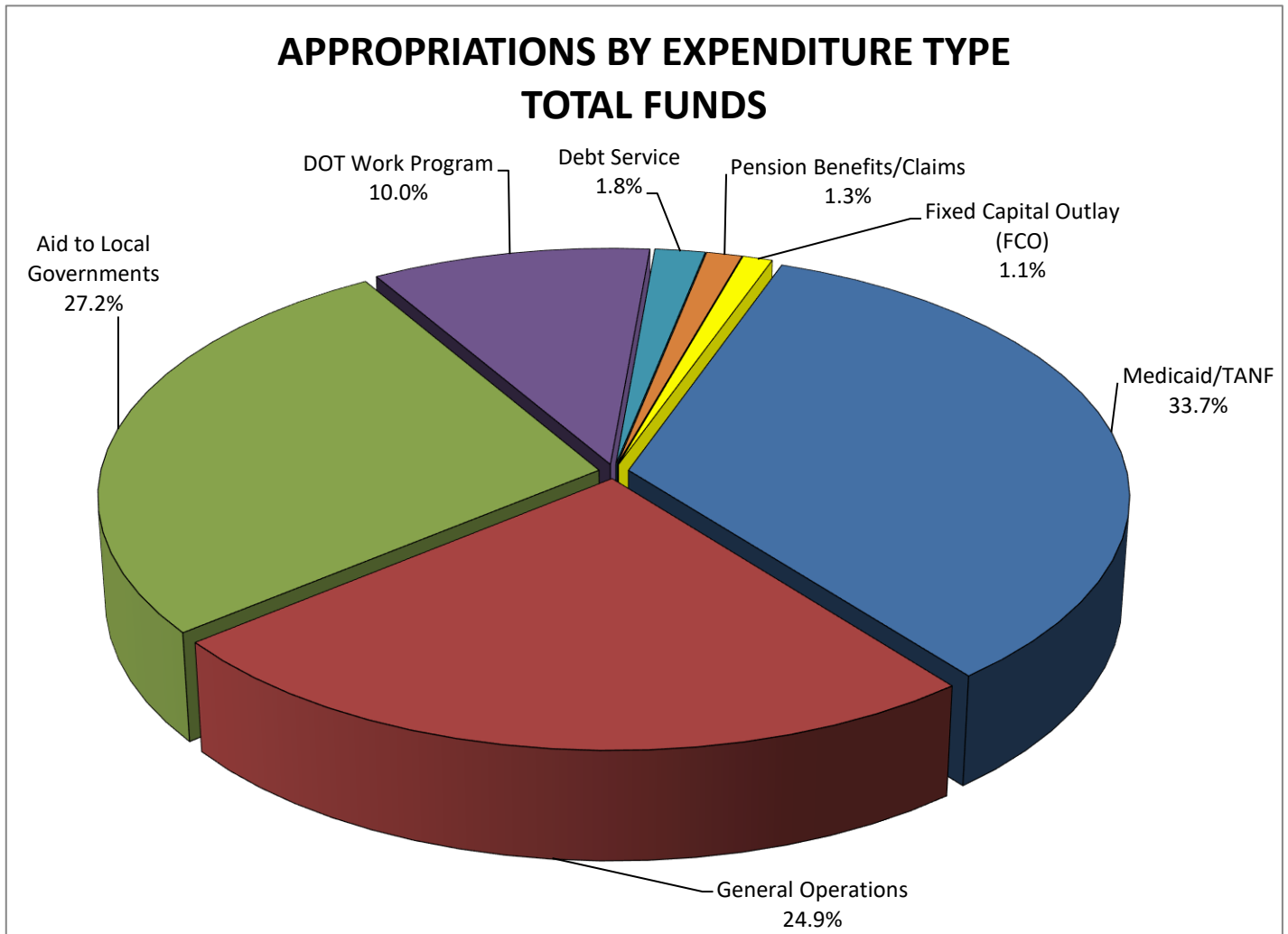
### APPROPRIATIONS BY PROGRAM AREA



**Chart 3**  
**House Bill 5001, Chapter 2020-111, Laws of Florida**  
**Appropriations by Expenditure Type for Fiscal Year 2020-21**  
**Adjusted for Vetoes, Supplementals**  
**(Dollars in Millions)**

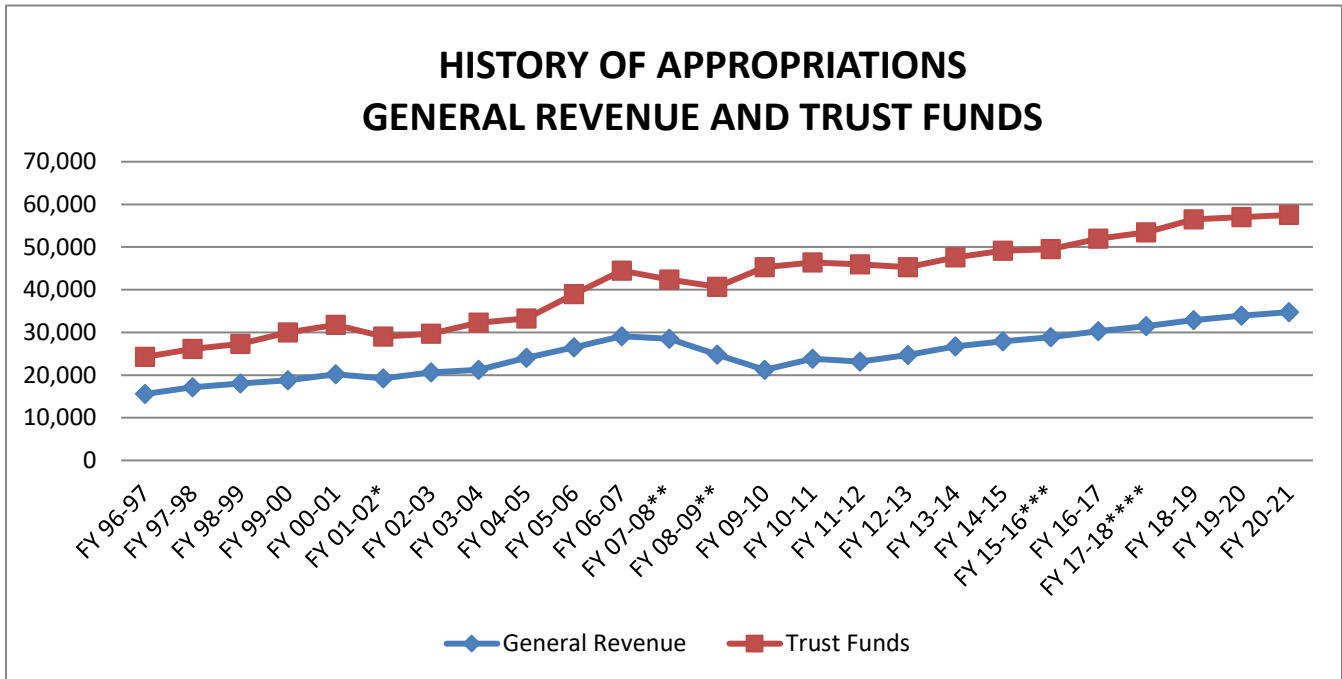
Expenditure Type	Dollars	Percent
Medicaid/TANF	31,139.8	33.7%
General Operations	22,929.6	24.9%
Aid to Local Governments	25,128.3	27.2%
DOT Work Program	9,228.9	10.0%
Debt Service	1,668.0	1.8%
Pension Benefits/Claims	1,182.8	1.3%
Fixed Capital Outlay (FCO)	990.7	1.1%
<b>Total</b>	<b>92,268.1</b>	<b>100.0%</b>

Note: Subtotals and totals may not add due to rounding.

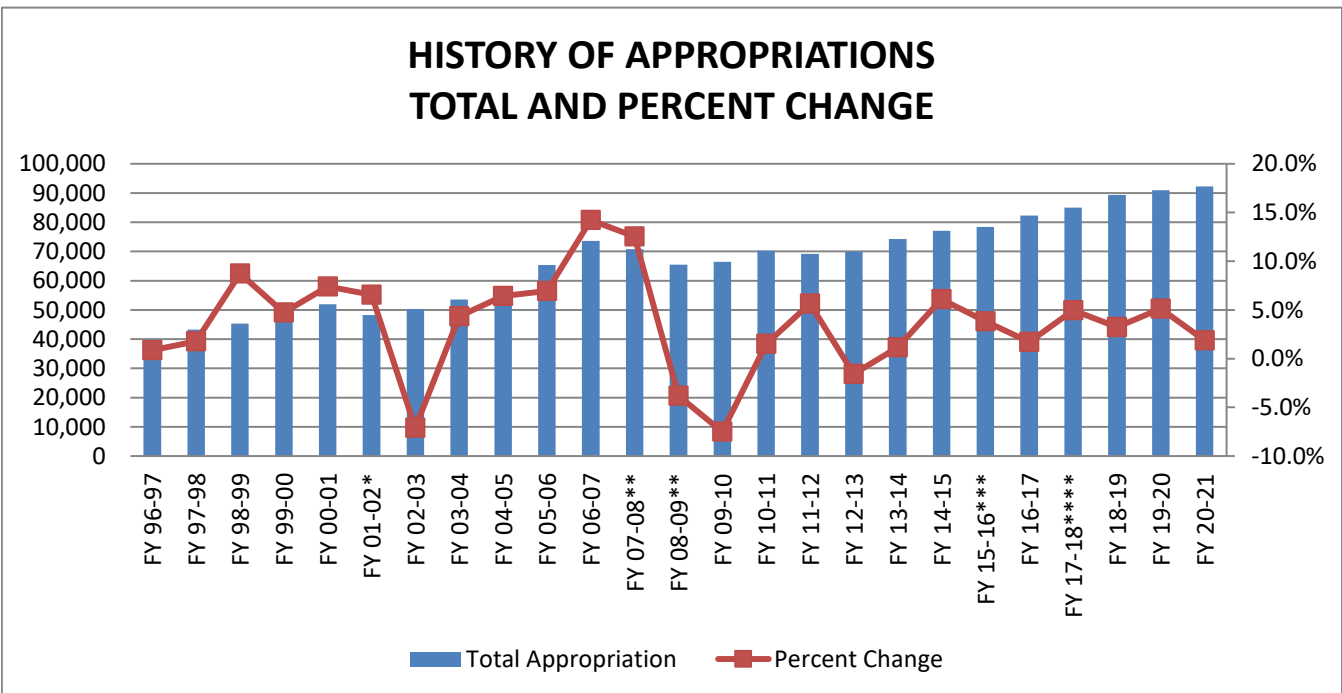


**Charts 4 and 5**  
**House Bill 5001, Chapter 2020-111, Laws of Florida**  
**Appropriations History**  
**Adjusted for Vetoes and Supplementals**  
**(Dollars in Millions)**

**Chart 4**



**Chart 5**



\* Fiscal Year 2001-02 Adjusted for December Special Session. Also in Fiscal Year 2001-02, \$6,367.9 million in statutory appropriations were removed from the operating budget.

\*\* Fiscal Years 2007-08 and 2008-09 reflect appropriations after Special Sessions.

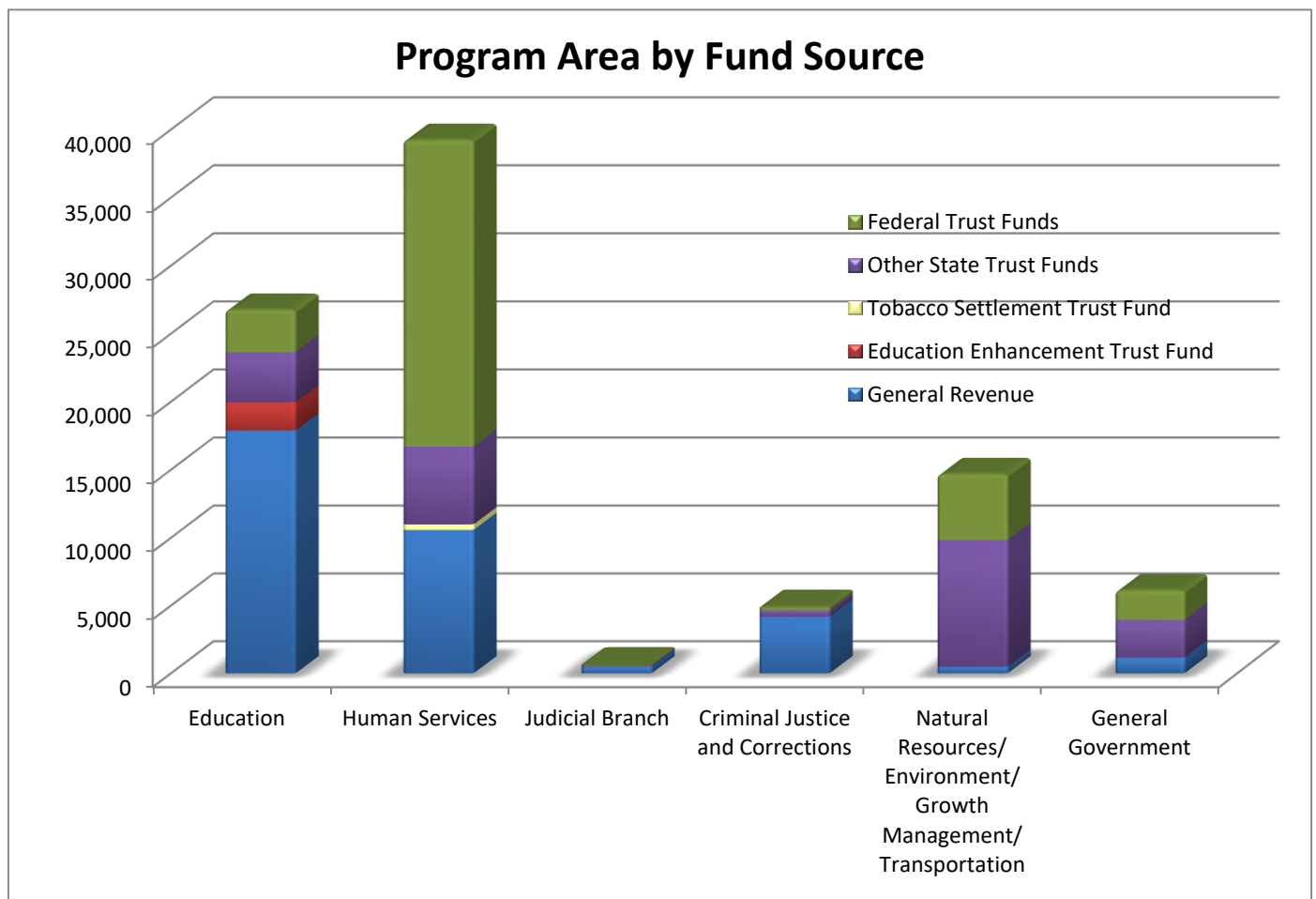
\*\*\* The Appropriations Total has been adjusted for Fiscal Year 2015-16 actions passed in both the 2015 Special and Regular Sessions and Special Session A. The General Appropriations Act was passed in Special Session A.

\*\*\*\* The Appropriations Total has been adjusted for Fiscal Year 2017-18 actions passed in the Regular Session and Special Session A.

**Chart 6**  
**House Bill 5001, Chapter 2020-111, Laws of Florida**  
**Appropriations by Program Area by Fund Source for Fiscal Year 2020-21**  
**Adjusted for Vetoes and Supplementals**  
**(Dollars in Millions)**

Program Area (Section of General Appropriations Act)	General Revenue	Education Enhancement Trust Fund	Tobacco Settlement Trust Fund	Other State Trust Funds	Federal Trust Funds	All Funds
Education	17,876.8	2,080.7	-	3,670.1	3,119.6	26,747.2
Human Services	10,571.2		405.3	5,714.9	22,538.1	39,229.5
Judicial Branch	481.5	-	-	88.1	10.2	579.8
Criminal Justice and Corrections	4,182.2	-	-	458.2	280.3	4,920.7
Natural Resources/ Environment/ Growth Management/ Transportation	484.0	-	-	9,345.9	4,844.9	14,674.9
General Government	1,155.5	-	-	2,786.7	2,173.7	6,115.9
<b>Total</b>	<b>34,751.2</b>	<b>2,080.7</b>	<b>405.3</b>	<b>22,064.0</b>	<b>32,966.9</b>	<b>92,268.1</b>

Note: Subtotals and totals may not add due to rounding.

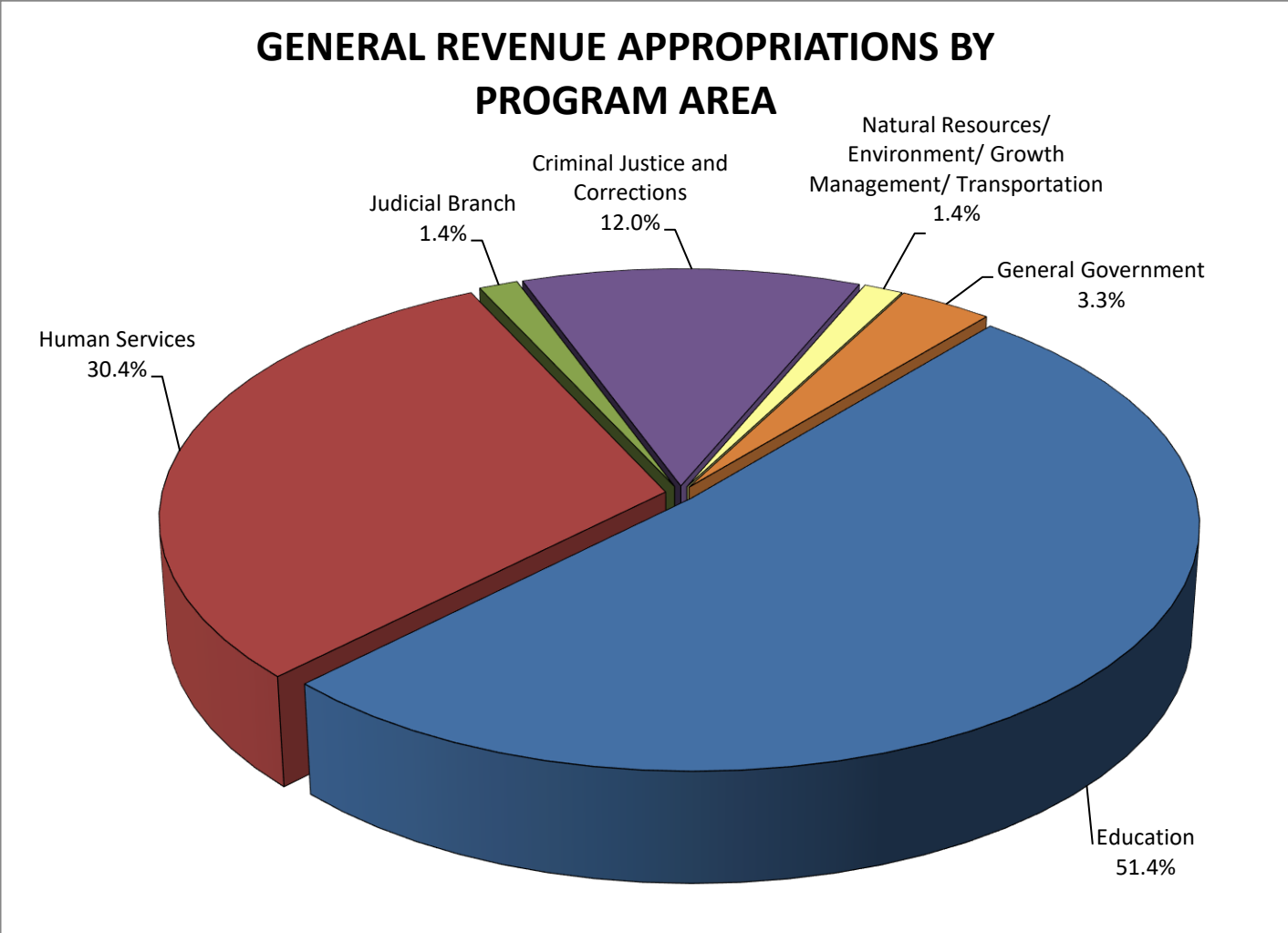




**Chart 7**  
**House Bill 5001, Chapter 2020-111, Laws of Florida**  
**General Revenue Appropriations by Program Area for Fiscal Year 2020-21**  
**Adjusted for Vetoes and Supplementals**  
**(Dollars in Millions)**

<b>Program Area (Section of General Appropriations Act)</b>	<b>Dollars</b>	<b>Percent</b>
Education	17,876.8	51.4%
Human Services	10,571.2	30.4%
Judicial Branch	481.5	1.4%
Criminal Justice and Corrections	4,182.2	12.0%
Natural Resources/ Environment/ Growth Management/ Transportation	484.0	1.4%
General Government	1,155.5	3.3%
<b>Total</b>	<b>34,751.2</b>	<b>100.0%</b>

Note: Subtotals and totals may not add due to rounding.



**Chart 8**  
**Summary of Fiscal Year 2020-21 Appropriations**  
**House Bill 5001, Chapter 2020-111, Laws of Florida**  
**and Other Legislative Actions**  
**(Dollars in Millions)**

LEGISLATION - Bill Number (Laws of Florida Number)	Fund Source						All Funds
	General Revenue	Education Enhancement Trust Fund	PECO Trust Fund	Tobacco Settlement Trust Fund	Other State Trust Funds	Federal Trust Funds	
<b>I. Conference Report on HB 5001, General Appropriations Act for FY 2020-21 (Chapter 2020-111, L.O.F.)</b>							
Sections 1-7	35,190.9	2,215.3	1,197.7	405.3	21,175.7	33,030.6	93,215.5
Sections 8 - 130							-
Less Vetoed Items*	(445.7)	(134.6)	(20.0)		(294.3)	(63.8)	(958.3)
Less Failed Contingencies							-
Net 2020-21 Appropriations in the General Appropriations Act	34,745.2	2,080.7	1,177.8	405.3	20,881.5	32,966.9	92,257.3
<b>II. Fiscal Year 2020-21 Supplemental Appropriations - Regular Session</b>	6.0				5.9		11.9
Less Vetoed Appropriations in Supplemental Bills					(1.1)		(1.1)
Less Failed Contingencies							-
<b>SUBTOTAL</b>	34,751.2	2,080.7	1,177.8	405.3	20,886.2	32,966.9	92,268.1
<b>III. Other 2020-21 Appropriations and Transfers</b>							
Transfer to the Budget Stabilization Fund (Section 128)	100.0						100.0
<b>Total Effective 2020-21 Appropriations as Adjusted</b>	<b>34,851.2</b>	<b>2,080.7</b>	<b>1,177.8</b>	<b>405.3</b>	<b>20,886.2</b>	<b>32,966.9</b>	<b>92,368.1</b>

\* Vetoes of items in Sections 1-7. Vetoes of items not considered appropriations will not be included in the Less Vetoed Items totals above, and therefore may not match the veto totals contained on the Vetoed Appropriations list on pages 24-41.

Note: Subtotals and totals may not add due to rounding.

**Fiscal Year 2020-21 Appropriations by Detail Fund  
Adjusted for Vetoes and Supplementals**

	<b>Fund Title</b>	<b>Fund #</b>	<b>State Dollars</b>	<b>Federal Dollars</b>	<b>Total Dollars</b>
1	ADMINISTRATIVE TRUST FUND	2021	207,069,373	130,615,903	337,685,276
2	AG EMERGENCY ERAD TF	2360	25,530,029		25,530,029
3	AIR POLLUTION CONTROL TF	2035	23,252,603	1,964,410	25,217,013
4	ALCOHOL/DRUGABU/MEN HLH TF	2027		150,162,987	150,162,987
5	ALCOHOLIC,BEV,TOBACCO TF	2022	29,024,621		29,024,621
6	ANTI-FRAUD TRUST FUND	2038	200,000		200,000
7	ARCHITECTS INCIDENTAL TF	2033	1,082,858		1,082,858
8	BIOMEDICAL RESEARCH TF	2245	40,230,790		40,230,790
9	BRAIN & SPINAL CORD INJ/TF	2390	12,763,285	336,098	13,099,383
10	CAMP BLANDING MANAGEMNT TF	2069	2,782,565		2,782,565
11	CAP IMPROVEMENTS FEE TF	2071	62,387,863		62,387,863
12	CAPITAL COLLATERAL REG TF	2073	633,516	767,412	1,400,928
13	CERTIFICATION PROGRAM TF	2092	1,383,702		1,383,702
14	CHILD CARE/DEV BLK GRNT TF	2098		688,598,952	688,598,952
15	CHILD SUPPORT INCENTIVE TF	2075		36,927,871	36,927,871
16	CHILD SUPPORT TRUST FUND	2084	8,961,243	18,268,478	27,229,721
17	CHILD WELFARE TRAINING TF	2083	2,173,055		2,173,055
18	CITRUS ADVERTISING TF	2090	15,722,681	5,000,000	20,722,681
19	CITRUS INSPECTION TF	2093	8,080,689		8,080,689
20	CIVIL RICO TRUST FUND	2095	200,020		200,020
21	CLERKS OF THE COURT TF	2588	40,902,734		40,902,734
22	COASTAL PROTECTION TF	2099	34,096,950		34,096,950
23	COMMUNICATIONS WKG CAP TF	2105	126,896,628		126,896,628
24	CORRECTION WORK PROGRAM TF	2151	28,924,132		28,924,132
25	COUNTY HEALTH DEPT TF	2141	667,738,430	171,175,455	838,913,885
26	COURT EDUCATION TRUST FUND	2146	3,775,403		3,775,403
27	COURT/CSE COLL SYS TF	2115	858,628		858,628
28	CRIM JUST STAND & TRAIN TF	2148	11,839,330		11,839,330
29	CRIME STOPPERS TF	2202	4,763,198		4,763,198
30	CRIMES COMPENSATION TF	2149	23,460,130		23,460,130
31	CSE APP FEE & PROG REV TF	2104	2,764,785		2,764,785
32	DIV OF LICENSING TF	2163	36,390,094		36,390,094
33	DIV UNIV FAC CONST ADM TF	2222	6,033,607		6,033,607
34	DOMESTIC VIOLENCE TF	2157	7,979,187		7,979,187
35	DONATIONS TRUST FUND	2168	59,381,919	145,921,130	205,303,049
36	DRINKING WATER REV LOAN TF	2044		215,058,594	215,058,594
37	ECONOMIC DEVELOPMENT TF	2177	5,420,000		5,420,000
38	ED CERTIFICATION/SVC TF	2176	9,047,399		9,047,399
39	ED MEDIA & TECHNOLOGY TF	2183	133,426		133,426
40	ED/GEN STUD & OTHR FEES TF	2164	1,957,486,926		1,957,486,926
41	EDUCATIONAL ENHANCEMENT TF	2178	2,080,707,909		2,080,707,909
42	ELECTIONS COMMISSION TF	2511	1,594,221		1,594,221
43	EMER MGMG PREP/ASST TF	2191	17,293,502		17,293,502
44	EMERGENCY MED SVC TF	2192	22,575,354		22,575,354
45	EMPLOYMENT SECURITY ADM TF	2195		372,980,550	372,980,550
46	EPILEPSY SERVICES TF	2197	811,716		811,716
47	EXEC BR LOBBY REGIS TF	2203	232,914		232,914
48	FED LAW ENFORCEMENT TF	2719	1,207,444	2,581,319	3,788,763
49	FEDERAL GRANTS TRUST FUND	2261	7,509,478	4,962,647,321	4,970,156,799
50	FEDERAL REHABILITATION TF	2270	67,701	222,249,681	222,317,382

**Fiscal Year 2020-21 Appropriations by Detail Fund  
Adjusted for Vetoes and Supplementals**

	<b>Fund Title</b>	<b>Fund #</b>	<b>State Dollars</b>	<b>Federal Dollars</b>	<b>Total Dollars</b>
51	FINANCIAL INST REG TF	2275	11,593,406		11,593,406
52	FL AGRIC PROM CAMPAIGN TF	2920	373,794		373,794
53	FL CONDO/TIMESHARE/MH TF	2289	7,144,462		7,144,462
54	FL FACILITIES POOL CLR TF	2313	19,967,233		19,967,233
55	FL INTER TRADE & PROM TF	2338	6,768,065		6,768,065
56	FL.CRIME PREV TR IN REV TF	2302	820,869		820,869
57	FL.PANTHER RESCH & MAN TF	2299	991,479		991,479
58	FLORIDA FOREVER TF	2348	6,000,000		6,000,000
59	FOOD & NUTRITION SVCS TF	2315		1,273,935,122	1,273,935,122
60	FORFEIT/INVES SUPPORT TF	2316	4,664,765	920,883	5,585,648
61	GAS TAX COLLECTION TF	2319	4,987,452		4,987,452
62	GENERAL INSPECTION TF	2321	73,538,471	465,128	74,003,599
63	GRANTS AND DONATIONS TF	2339	2,864,991,590	974,281,769	3,839,273,359
64	HEALTH CARE TRUST FUND	2003	765,994,395	47,556,908	813,551,303
65	HIGHWAY SAFETY OPER TF	2009	478,540,899	10,796,202	489,337,101
66	HOTEL AND RESTAURANT TF	2375	25,545,983		25,545,983
67	INCIDENTAL TRUST FUND	2381	14,370,751		14,370,751
68	INDIGENT CIVIL DEFENSE TF	2976	310,980		310,980
69	INDIGENT CRIM DEFENSE TF	2974	26,209,206		26,209,206
70	INLAND PROTECTION TF	2212	170,060,616		170,060,616
71	INSTITUTE ASSESSMENT TF	2380	4,258,513		4,258,513
72	INSURANCE REG TF	2393	149,674,019		149,674,019
73	INTERNAL IMPROVEMENT TF	2408	31,192,754		31,192,754
74	INVASIVE PLANT CONTROL TF	2030	9,645,974		9,645,974
75	JUV CRIME PREV/ERLY INT TF	2415	1,262,903		1,262,903
76	JUVENILE JUSTICE TRNG TF	2417	1,636,860		1,636,860
77	L/G HF-CT SALES TAX CL TF	2455	25,700,000		25,700,000
78	LAND ACQUISITION TF	2423	1,038,151,861		1,038,151,861
79	LAW ENFORCEMENT RADIO TF	2432	25,378,803		25,378,803
80	LAW ENFORCEMENT TF	2434	724,924		724,924
81	LEGAL AFFAIRS REVOLVING TF	2439	18,196,905		18,196,905
82	LEGAL SERVICES TRUST FUND	2438	32,591,091		32,591,091
83	LEGIS LOBBYIST REGIS TF	2442	305,396		305,396
84	LOCAL GOV HOUSING TF	2250	30,000,000		30,000,000
85	MARINE RESOURCES CONSV TF	2467	79,234,049	1,920,623	81,154,672
86	MARKET IMP WKG CAP TF	2473	3,532,253		3,532,253
87	MAT/CH HLTH BLOCK GRANT TF	2475		20,703,392	20,703,392
88	MEDICAL CARE TRUST FUND	2474	630,815,172	17,467,367,374	18,098,182,546
89	MEDICAL QLTY ASSURANCE TF	2352	64,443,150	255,357	64,698,507
90	MINERALS TRUST FUND	2499	2,477,657		2,477,657
91	MOTOR VEHICLE WARRANTY TF	2492	2,397,110		2,397,110
92	NON-GAME WILDLIFE TF	2504	10,400,617		10,400,617
93	NON-MANDATORY LAND RECL TF	2506	2,126,145		2,126,145
94	NURS STDNT LOAN FORGIVE TF	2505	1,390,064		1,390,064
95	OPERATING TRUST FUND	2510	428,256,376	8,421	428,264,797
96	OPERATIONS AND MAINT TF	2516	117,968,050	979,553,250	1,097,521,300
97	OPTIONAL RETIREMENT PRG TF	2517	272,973		272,973
98	PARI-MUTUEL WAGERING TF	2520	14,609,709		14,609,709
99	PERC TRUST FUND	2558	1,816,382		1,816,382
100	PERMIT FEE TRUST FUND	2526	12,797,010		12,797,010

**Fiscal Year 2020-21 Appropriations by Detail Fund  
Adjusted for Vetoes and Supplementals**

	<b>Fund Title</b>	<b>Fund #</b>	<b>State Dollars</b>	<b>Federal Dollars</b>	<b>Total Dollars</b>
101	PEST CONTROL TRUST FUND	2528	4,147,674		4,147,674
102	PHOSPHATE RESEARCH TF	2530	5,183,525		5,183,525
103	PLAN AND BUDGET SYSTEM TF	2535	6,044,935		6,044,935
104	PLANNING AND EVALUATION TF	2531	35,302,812	8,983,706	44,286,518
105	PLANT INDUSTRY TF	2507	4,321,021		4,321,021
106	POL/FIREMEN PREMIUM TAX TF	2532	1,155,309		1,155,309
107	PRETAX BENEFITS TRUST FUND	2570	830,725		830,725
108	PREVENT HLTH SVCS BL GR TF	2539		1,940,410	1,940,410
109	PRISON INDUSTRIES TF	2385	1,250,000		1,250,000
110	PRIVATE INMATE WELFARE TF	2623	5,355,028		5,355,028
111	PROFESSIONAL REGULATION TF	2547	41,605,502		41,605,502
112	PROFESSIONAL SPORTS DEV TF	2551	3,000,000		3,000,000
113	PUB MEDICAL ASST TF	2565	766,519,839		766,519,839
114	PUBLIC ED CO&DS TRUST FUND	2555	1,177,765,702		1,177,765,702
115	QUALITY LONG-TERM CARE TF	2126		6,000,713	6,000,713
116	R-O-W ACQ/BRIDGE CONST TF	2586	611,062,518		611,062,518
117	RADIATION PROTECTION TF	2569	8,493,008	498,492	8,991,500
118	RAPE CRISIS PROGRAM TF	2089	1,734,744		1,734,744
119	RECORDS MANAGEMENT TF	2572	1,683,711		1,683,711
120	REFUGEE ASSISTANCE TF	2579		11,944,181	11,944,181
121	REGULATORY TRUST FUND	2573	48,328,088		48,328,088
122	RET HLTH INS SUBSIDY TF	2583	197,216		197,216
123	REVOLVING TRUST FUND	2600	2,052,700	3,449,550	5,502,250
124	SALE/GOODS & SERVICES TF	2606	1,198,047		1,198,047
125	SALTWTR PRODUCTS PROM TF	2609	1,288,544		1,288,544
126	SAVE OUR EVERGLADES TF	2221	2,319,606		2,319,606
127	SAVE THE MANATEE TF	2611	3,286,960		3,286,960
128	SCH/DIS & CC/DIS CO&DS TF	2612	126,071,094		126,071,094
129	SEED TRUST FUND	2041	79,427,940		79,427,940
130	SHARED CO/STATE JUV DET TF	2685	57,600,640		57,600,640
131	SOCIAL SVCS BLK GRT TF	2639	5,963,700	155,113,513	161,077,213
132	SOLID WASTE MGMT TF	2644	20,864,880		20,864,880
133	SPEC EMPLOYMNT SECU ADM TF	2648	8,006,883		8,006,883
134	ST ST FIN ASSIST TF	2240	234,500		234,500
135	ST TRANSPORT (PRIMARY) TF	2540	5,991,924,312	2,865,624,211	8,857,548,523
136	STATE ATTNYS REVENUE TF	2058	46,978,275		46,978,275
137	STATE COURTS REVENUE TF	2057	80,343,953		80,343,953
138	STATE EMPLOYEES DIS INS TF	2671	32,652		32,652
139	STATE EMPLY HEALTH INS TF	2668	71,914,790		71,914,790
140	STATE EMPLY LIFE INS TF	2667	25,043		25,043
141	STATE GAME TRUST FUND	2672	31,884,286		31,884,286
142	STATE HOUSING TF	2255	115,000,000		115,000,000
143	STATE INMATE WELFARE TF	2523	2,500,000		2,500,000
144	STATE PARK TRUST FUND	2675	74,085,571		74,085,571
145	STATE PERSONNEL SYSTEM TF	2678	35,651,746		35,651,746
146	STATE RISK MGMT TF	2078	75,791,524		75,791,524
147	STATE SCHOOL TF	2543	278,065,000		278,065,000
148	STUDENT LOAN OPERATING TF	2397		24,012,965	24,012,965
149	SUPERVISION TRUST FUND	2696	77,872,450		77,872,450
150	SURPLUS PROPERTY REVOLV TF	2699	514,761		514,761

**Fiscal Year 2020-21 Appropriations by Detail Fund  
Adjusted for Vetoes and Supplementals**

	<b>Fund Title</b>	<b>Fund #</b>	<b>State Dollars</b>	<b>Federal Dollars</b>	<b>Total Dollars</b>
151	TEACHER CERT EXAM TF	2727	18,680,935		18,680,935
152	TOBACCO SETTLEMENT TF	2122	405,289,004		405,289,004
153	TOURISM PROMOTIONAL TF	2722	24,682,202		24,682,202
154	TRANSPORT DISADVANTAGED TF	2731	70,615,391		70,615,391
155	TREASURY ADM/INVEST TF	2725	7,865,670		7,865,670
156	TRIUMPH GULF COAST TF	2043	8,000,000		8,000,000
157	TRUST FUNDS	2732	188,541,485		188,541,485
158	TURNPIKE GEN RESERVE TF	2326	637,039,647		637,039,647
159	TURNPIKE RENEW/REPLACE TF	2324	130,802,925		130,802,925
160	U.S. CONTRIBUTIONS TF	2750		1,163,694,006	1,163,694,006
161	U.S. TRUST FUND	2738		157,298,255	157,298,255
162	UNCLAIMED PROPERTY TF	2007	5,432,551		5,432,551
163	VITICULTURE TRUST FUND	2773	709,580		709,580
164	WASTEWTR/STORMWTR REVOL TF	2661		274,344,346	274,344,346
165	WATER PROTECT/SUSTAIN TF	2603	1,800,000		1,800,000
166	WATER QUALITY ASSURANCE TF	2780	50,471,104		50,471,104
167	WELFARE TRANSITION TF	2401	5,220,865	387,702,688	392,923,553
168	WIRELESS COMM E911 TF	2344	134,757,765	3,228,960	137,986,725
169	WORKERS' COMP ADMIN TF	2795	28,772,708		28,772,708
170	WORKERS'COMP SPEC DISAB TF	2798	1,272,728		1,272,728
171	WORKING CAPITAL TRUST FUND	2792	89,654,399		89,654,399
172	<b>TOTAL TRUST FUNDS</b>		24,549,993,347	32,966,856,586	57,516,849,933
173					
174	<b>GENERAL REVENUE FUND</b>	1000	34,751,213,657		34,751,213,657
175					
176	<b>GRAND TOTAL</b>		59,301,207,004	32,966,856,586	92,268,063,590

**Fiscal Year 2020-21 Nonrecurring Appropriations  
Adjusted For Vetoes And Supplementals**

Row#	Agency/Issue Title	General Revenue	State Trust Funds	Federal Trust Funds
1	<b>ADMINISTERED FUNDS</b>			
2	DOMESTIC SECURITY		42,993,622	
3	STATE MATCH FOR FEDERALLY DECLARED DISASTERS	225,184,865		
4	Total	225,184,865	42,993,622	0
5	<b>AGENCY FOR HEALTH CARE ADMINISTRATION</b>			
6	ADDITIONAL FUNDING FOR FIELD OPERATIONS STAFFING		25,863	17,241
7	BUREAU OF FINANCIAL SERVICES ENTERPRISE FINANCIAL SYSTEM		950,000	
8	CANADIAN PRESCRIPTION DRUG IMPORTATION PROGRAM		16,162	
9	CANCER CENTER MEDICAID PROSPECTIVE PAYMENT EXEMPTION		53,979,408	87,476,064
10	DIRECT CARE WORKERS - CH 2020-9, LOF (HB 607)		232,342	
11	DIVISION OF HEALTH QUALITY ASSURANCE FIELD OPERATIONS OTHER PERSONAL SERVICES STAFFING		12,789	8,651
12	FLORIDA MEDICAID MANAGEMENT INFORMATION SYSTEM (FMMIS)		5,510,975	41,565,083
13	GRADUATE MEDICAL EDUCATION PROGRAM		1,000,340	1,621,096
14	MEDICAID SERVICES		48,750,000	
15	PATIENT SAFETY CULTURE SURVEYS - CH 2020-134, LOF (HB 763)		87,474	
16	Total	0	110,565,353	130,688,135
17	<b>AGENCY FOR PERSONS WITH DISABILITIES</b>			
18	ARC JACKSONVILLE	300,000		
19	AREA STAGE COMPANY (ASC) DEVELOPMENTAL DISABILITIES THEATER PROGRAM FOR CHILDREN	250,000		
20	CLUB CHALLENGE	303,998		
21	COMPUTER REFRESH	306,466		187,834
22	DEVEREUX ADVANCED BEHAVIORAL HEALTH FLORIDA	666,713		
23	DNA COMPREHENSIVE THERAPY SERVICES	1,667,000		
24	EASTER SEALS - BREVARD COUNTY	150,000		
25	EASTERSEALS OF NORTHEAST CENTRAL FLORIDA AUTISM CENTER OF EXCELLENCE	175,000		
26	EASTERSEALS SOUTHWEST FLORIDA - MENTAL WELLNESS FOR PERSONS WITH DEVELOPMENTAL DISABILITIES	1,728,000		
27	EASTERSEALS SOUTHWEST FLORIDA, INC.	983,888		
28	EMPLOYMENT AND INTERNSHIPS - INDIVIDUAL AND FAMILY SUPPORTS	1,000,000		
29	FAMILY INITIATIVE SOUTHWEST FLORIDA AUTISM PROJECT FOR COMMUNITY AND CLINICAL SUPPORT	250,000		
30	GATEWAY ARC RESIDENTIAL SUPPORT FOR JOB PLACEMENT	1,150,000		
31	GRANTS AND AIDS - FIXED CAPITAL OUTLAY	1,050,000		
32	ICONNECT SYSTEM	232,014		1,008,176
33	JEWISH ADOPTION AND FAMILY CARE OPTIONS (JAFCO) CHILDREN'S ABILITY CENTER	500,000		
34	MAINTENANCE AND REPAIR		3,298,428	
35	MONROE ASSOCIATION FOR REMARCABLE CITIZENS	100,000		
36	NEXT GENERATION QUESTIONNAIRE FOR SITUATIONAL INFORMATION ALLOCATION METHODOLOGY	60,000		60,000
37	OPERATION GROW - SEMINOLE COUNTY WORK OPPORTUNITY PROGRAM	300,000		
38	REPLACEMENT OF MOTOR VEHICLES	90,750		
39	REPLACEMENT OF MOTOR VEHICLES - CIVIL	132,744		213,124
40	REPLACEMENT OF MOTOR VEHICLES - FORENSIC	230,215		
41	Total	11,626,788	3,298,428	1,469,134
42	<b>DEPARTMENT OF AGRICULTURE AND CONSUMER SERVICES</b>			
43	ADDITIONAL STAFF - FLORIDA FOREST SERVICE			11,685
44	ADDITIONAL STAFF - OFFICE OF AGRICULTURAL WATER POLICY		281,024	
45	CITRUS CROP DECLINE SUPPLEMENTAL FUNDING	1,000,000		
46	CITRUS HEALTH RESPONSE PROGRAM		2,000,000	5,368,809
47	CITRUS RESEARCH		8,000,000	
48	CITRUS RESEARCH AND FIELD TRIALS			4,923,743
49	CODE CORRECTIONS		180,000	
50	DISASTER RECOVERY AND RELIEF			6,627,338

**Fiscal Year 2020-21 Nonrecurring Appropriations  
Adjusted For Vetoes And Supplementals**

Row#	Agency/Issue Title	General Revenue	State Trust Funds	Federal Trust Funds
51	EMERGENCY FOOD DISTRIBUTION PROGRAM			3,840,000
52	ENVIRONMENTAL PROJECTS	4,000,000		
53	FARM SHARE PROGRAM	1,250,000		
54	FEDERAL GRANTS			542,892
55	FEEDING FLORIDA	1,250,000		
56	GIANT AFRICAN LAND SNAIL ERADICATION PROGRAM		307,557	1,012,360
57	GRANTS AND AIDS - FIXED CAPITAL OUTLAY			850,000
58	LAND ACQUISITION	8,657,250		
59	MAINTENANCE AND REPAIR		8,673,435	
60	OFFICE OF AGRICULTURAL WATER POLICY AGRICULTURAL WATER SUPPLY PLANNING AND CONSERVATION PROGRAM		1,500,000	
61	REPLACEMENT EQUIPMENT		6,592,810	
62	REPLACEMENT OF MOTOR VEHICLES		1,060,866	204,805
63	STATE INDUSTRIAL HEMP PROGRAM	368,029	577,197	
64	TENANT BROKER FUNDING		84,000	
65	TRANSFER GENERAL REVENUE FUNDING TO AGRICULTURAL EMERGENCY ERADICATION TRUST FUND	13,500,000		
66		Total	30,025,279	29,256,889
67	<b>DEPARTMENT OF BUSINESS AND PROFESSIONAL REGULATION</b>			
68	LAW ENFORCEMENT EQUIPMENT - UTILIZATION OF FORFEITURE FUNDS FROM FEDERAL LAW ENFORCEMENT TRUST FUND			112,325
69	LAW ENFORCEMENT TRAINING - UTILIZATION OF FORFEITURE FUNDS FROM FEDERAL LAW ENFORCEMENT TRUST FUND			121,750
70	RESOURCES FOR HUMAN TRAFFICKING WORKLOAD IN THE DIVISION OF HOTELS AND RESTAURANTS - CHAPTER 2019-152 LAWS OF FLORIDA (HB 851)		69,705	
71	RESOURCES TO MEET STATUTORILY REQUIRED PUBLIC HEALTH INSPECTIONS		55,209	
72		Total	0	124,914
73	<b>DEPARTMENT OF CHILDREN AND FAMILIES</b>			
74	ALL STAR CHILDREN'S FOUNDATION - CAMPUS FOR HOPE AND HEALING	500,000		
75	ASSISTED LIVING SERVICES FOR MENTAL HEALTH CLIENTS - THE RENAISSANCE MANOR	1,100,000		
76	AUTOMATED EMPLOYMENT AND INCOME VERIFICATION	3,032,381		2,811,619
77	BAYCARE BEHAVIORAL HEALTH - VETERANS	485,000		
78	CAMELOT COMMUNITY CARE	250,000		
79	CAMILLUS HOUSE HUMAN TRAFFICKING SERVICES	200,000		
80	CHILD ABUSE PREVENTION AND TREATMENT ACT (CAPTA) GRANT BUDGET AUTHORITY			1,000,000
81	CHILD WELFARE PERFORMANCE INCENTIVE PILOT PROJECTS	8,235,052		
82	CHILDREN OF INMATES	150,000		
83	CLAY BEHAVIORAL HEALTH COMMUNITY CRISIS PREVENTION TEAM	500,000		
84	CODE CORRECTIONS	2,000,000		
85	COMMUNITY BASED CARE RISK POOL		5,000,000	
86	COMPREHENSIVE EMERGENCY SERVICES CENTER (CESC) - HOMELESS SERVICES AND RESIDENTIAL SUPPORT	716,000		
87	DAVID LAWRENCE CENTER PROVIDING BEHAVIORAL HEALTH SERVICES	279,112		
88	DEPARTMENT OF CHILDREN AND FAMILIES PHARMACEUTICAL PROGRAM	500,000		
89	DEVEREUX, INC. SERVICES TO SEXUALLY EXPLOITED YOUTH	250,000		
90	DIRECTIONS FOR LIVING	550,000		
91	EXPAND MENTAL HEALTH AND SUBSTANCE ABUSE SERVICES - CIRCLES OF CARE	700,000		
92	FAMILY FIRST - ALL PRO DAD ADOPTION PROMOTION SERVICES	650,000		
93	FAMILY SUPPORT SERVICES OF NORTH FLORIDA - SERVICES TO AT RISK YOUTH	650,000		



**Fiscal Year 2020-21 Nonrecurring Appropriations  
Adjusted For Vetoes And Supplementals**

<b>Row#</b>	<b>Agency/Issue Title</b>	<b>General Revenue</b>	<b>State Trust Funds</b>	<b>Federal Trust Funds</b>
94	FLORIDA BAPTIST CHILDREN'S HOME - BRAVE MOMS PROGRAM	250,000		
95	FLORIDA SAFE FAMILIES NETWORK CLOUD MAINTENANCE AND OPERATIONAL EXPENSES	1,595,030		1,368,332
96	FT. MYERS SALVATION ARMY PROVIDING BEHAVIOR HEALTH SERVICES	300,000		
97	GATEWAY COMMUNITY SERVICES - PROJECT SAVES LIVES	747,582		
98	GRANTS AND AIDS - FIXED CAPITAL OUTLAY	250,000		
99	HERE'S HELP - SPECIALIZED OPIOID TREATMENT AND RESIDENTIAL SUBSTANCE ABUSE TRAINING PROGRAM	225,000		
100	HILLSBOROUGH COUNTY - BAKER ACT CRISIS STABILIZATION UNIT	800,000		
101	HILLSBOROUGH COUNTY SHORT-TERM RESIDENTIAL TREATMENT	1,200,000		
102	HOMELESS VETERANS HOUSING ASSISTANCE - BREVARD AND SURROUNDING COUNTIES	190,000		
103	IMPLEMENT ANTI-LIGATURE IMPROVEMENTS TO COMPLY WITH FEDERAL REGULATION	1,668,339		
104	KIDS FEEDING KIDS PROGRAM	50,000		
105	LIFESTREAM BEHAVIORAL CENTER CENTRAL RECEIVING SYSTEM - CITRUS	500,000		
106	LIFESTREAM CRISIS STABILIZATION UNIT	300,000		
107	MEMORIAL REGIONAL HOSPITAL MATERNAL ADDICTION TREATMENT PROGRAM			500,000
108	MENTAL HEALTH AND SUBSTANCE ABUSE PRETRIAL DIVERSION PROGRAM - OKALOOSA AND WALTON COUNTIES	350,000		
109	MIAMI BRIDGE - HOST HOMES FOR YOUTH	200,000		
110	NORTHWEST BEHAVIORAL HEALTH SERVICES	50,000		
111	OFFICE OF SUICIDE PREVENTION AWARENESS INITIATIVE	8,896		
112	ONE MORE CHILD - ANTI TRAFFICKING PROGRAM	400,000		
113	PERSONAL ENRICHMENT MENTAL HEALTH SERVICES CRISIS STABILIZATION UNIT	750,000		
114	PLACE OF HOPE PROVIDING CHILD WELFARE SERVICES	650,000		
115	RESULTS ORIENTED ACCOUNTABILITY AND DATA ANALYTICS		1,863,700	
116	ROAD TO RECOVERY - MODERNIZING BEHAVIORAL HEALTH SYSTEM	3,500,000		
117	SAFE CHILDREN COALITION	1,000,000		
118	SEMINOLE COUNTY SHERIFF - SUBSTANCE ABUSE RECOVERY CENTER	400,000		
119	SOUTH FLORIDA BEHAVIORAL NETWORK - OUTPATIENT SERVICES	400,000		
120	SPECIALIZED TREATMENT, EDUCATION & PREVENTION SERVICES (STEPS) - SUBSTANCE ABUSE SERVICES	250,000		
121	ST. JOHNS EPIC RECOVERY CENTER - DETOXIFICATION AND RESIDENTIAL TREATMENT BED CAPACITY	600,000		
122	STATE OPIOID RESPONSE GRANT BUDGET AUTHORITY REQUEST			81,807,032
123	STEWART-MARCHMAN BEHAVIORAL HEALTHCARE	1,250,000		
124	TRANSITION FUNDING TO ASSIST STATES WITH IMPLEMENTATION OF FAMILY FIRST PREVENTION SERVICES ACT			18,000,000
125	UNIVERSITY OF FLORIDA HEALTH CENTER FOR PSYCHIATRY	250,000		
126	4KIDS FOSTER PARENT RECRUITMENT PROJECT	750,000		
127	Total	39,632,392	6,863,700	105,486,983
128	<b>DEPARTMENT OF CORRECTIONS</b>			
129	BREVARD COUNTY REENTRY PORTAL	500,000		
130	CHILDREN OF INMATES	375,000		
131	ELECTRONIC HEALTH RECORD	2,000,000		
132	ENHANCED OFFENDER REHABILITATION PROGRAM		2,961,680	
133	GENDER-FOCUSED BEHAVIOR SYSTEM		300,000	
134	HOME BUILDERS INSTITUTE (HBI) - BUILDING CAREERS FOR RETURNING CITIZENS	750,000		
135	INFORMATION TECHNOLOGY SERVICES PROVIDED TO THE FLORIDA COMMISSION ON OFFENDER REVIEW		299,750	
136	INSPECTOR GENERAL - INSPECTORS	44,290		
137	MAINTENANCE AND REPAIR	11,960,690		

**Fiscal Year 2020-21 Nonrecurring Appropriations  
Adjusted For Vetoes And Supplementals**

Row#	Agency/Issue Title	General Revenue	State Trust Funds	Federal Trust Funds
138	OPERATION NEW HOPE RE-ENTRY INITIATIVE PROGRAM	1,500,000		
139	READY4WORK RE-ENTRY	400,000		
140	REENTRY ALLIANCE PENSACOLA, INC	300,000		
141	REPLACEMENT OF MOTOR VEHICLES	2,603,500		
142	RESTORE EX-OFFENDER REENTRY PROGRAM - PALM BEACH COUNTY	500,000		
143	SECURITY THREAT GROUP	152,150		
144	SUPPORT FACILITIES	1,400,000		
145	WELLNESS SPECIALISTS	123,726		
146	WESTCARE FLORIDA GULFCOAST	150,000		
147	8.5 HOUR SHIFT	489,500		
148	Total	23,248,856	3,561,430	0
149	<b>DEPARTMENT OF ECONOMIC OPPORTUNITY</b>			
150	AFFORDABLE HOUSING INITIATIVES		30,000,000	
151	AFFORDABLE HOUSING PROGRAMS		115,000,000	
152	BUSINESS INITIATIVE PROJECTS	2,800,000		
153	COMMUNITY PLANNING LITIGATION - PROVIDE FUNDING TO CONTRACT WITH THE ATTORNEY GENERAL'S OFFICE			100,000
154	ECONOMIC DEVELOPMENT TOOLS	14,825,000	10,900,000	
155	FIXED CAPITAL OUTLAY (FCO) FUNDING REALIGNMENT - ADD		3,200,000	
156	GRANTS AND AIDS - FIXED CAPITAL OUTLAY	11,560,000		
157	HOUSING AND COMMUNITY DEVELOPMENT PROJECTS	2,060,363		
158	MAINTENANCE AND REPAIR		1,052,700	
159	NON-CUSTODIAL PARENT EMPLOYMENT PROGRAM	250,000		
160	PROVIDE ADDITIONAL OPERATIONAL FUNDING FOR STRATEGIC BUSINESS DEVELOPMENT		200,000	
161	REVOLVING LOAN FUND PROGRAM		8,000,000	32,000,000
162	RURAL REVOLVING LOAN FUND	5,000,000		
163	SPACE FLORIDA - FINANCING PROGRAM FOR AEROSPACE INDUSTRY	6,000,000		
164	TRANSFER STAFF AND BUDGET FOR PLANNING, ACCOUNTING, AND LEDGER MANAGEMENT IMPLEMENTATION PROJECT - ADD			11,685
165	WORKFORCE PROJECTS	2,835,480		
166	Total	45,330,843	168,352,700	32,111,685
167	<b>DEPARTMENT OF EDUCATION</b>			
168	ADDITIONAL EQUIPMENT - MOTOR VEHICLES			70,000
169	AFTER SCHOOL ALL STARS	500,000		
170	ALL PRO DAD/FAMILY FIRST	700,000		
171	AMIKIDS ACADEMIC ENRICHMENT PROGRAM	125,000		
172	ARC BROWARD SKILLS TRAINING - ADULTS WITH DISABILITIES	350,000		
173	BASE BUDGET REDUCTION - SCHOOLS OF HOPE	-40,000,000		
174	BOCA RATON HABILITATION CENTER	200,000		
175	BREVARD ACHIEVEMENT CENTER - BREVARD ADULTS WITH DISABILITIES	199,714		
176	BUDGET REDUCTION BASED ON CARRYFORWARD BALANCES - BROWARD COLLEGE	-854,219		
177	BUDGET REDUCTION BASED ON CARRYFORWARD BALANCES - COLLEGE OF CENTRAL FLORIDA	-175,753		
178	BUDGET REDUCTION BASED ON CARRYFORWARD BALANCES - DAYTONA STATE COLLEGE	-919,674		
179	BUDGET REDUCTION BASED ON CARRYFORWARD BALANCES - HILLSBOROUGH COMMUNITY COLLEGE	-1,481,258		
180	BUDGET REDUCTION BASED ON CARRYFORWARD BALANCES - ST. JOHNS RIVER STATE COLLEGE	-315,020		
181	EDUCATION CAPITAL PROJECTS	45,000,000	214,813,786	
182	EMBRY-RIDDLE - CENTER OF AEROSPACE RESILIENCE	1,750,000		
183	EXCELLING EAGLES AFTER SCHOOL ASSISTANCE PROGRAM	200,000		
184	FAMILY CAFE	600,000		
185	FLORIDA TECH - RESTORE LAGOON INFLOW RESEARCH PROJECT	800,000		
186	FLORIDA EDUCATION FINANCE PROGRAM	-197,125,074	197,125,074	

**Fiscal Year 2020-21 Nonrecurring Appropriations  
Adjusted For Vetoes And Supplementals**

Row#	Agency/Issue Title	General Revenue	State Trust Funds	Federal Trust Funds	
187	HILLSBOROUGH COMMUNITY COLLEGE - REGIONAL TRANSPORTATION TRAINING CENTER	-237,500			
188	HOLOCAUST MEMORIAL MIAMI BEACH	300,000			
189	INCLUSIVE TRANSITION AND EMPLOYMENT MANAGEMENT PROGRAM (ITEM)	750,000			
190	JACKSONVILLE SCHOOL FOR AUTISM - STRATEGIES AND TECHNIQUES FOR EFFECTIVE PRACTICE (STEP) PROGRAM	250,000			
191	SAFER, SMARTER SCHOOLS	2,000,000			
192	LEARNING FOR LIFE	250,000			
193	LEARNING THROUGH LISTENING	150,000			
194	LIGHTHOUSE FOR THE BLIND - COLLIER	85,000			
195	LOTUS HOUSE WOMEN'S EMPLOYMENT AND EDUCATION PROGRAM	100,000			
196	MAINTENANCE AND REPAIR		169,600,000		
197	MARINO VIRTUAL CAMPUS	500,000			
198	NATIONAL FLIGHT ACADEMY	421,495			
199	NUMBER ONE STANDARDS TEACHER PROFESSIONAL DEVELOPMENT	2,658,600			
200	OLDER BLIND SERVICES	300,000			
201	PARTNERSHIP FOR SCHOOL READINESS - HOME INSTRUCTION PROGRAM FOR PRE SCHOOL YOUNGSTERS (HIPPI)			2,500,000	
202	PARTNERSHIP FOR SCHOOL READINESS - TEACHER EDUCATION AND COMPENSATION HELPS (T.E.A.C.H.)			7,000,000	
203	PARTNERSHIP FOR SCHOOL READINESS - TEACHER TRAINING			3,000,000	
204	REALLOCATION OF PROVIDER OVERPAYMENTS			25,000,000	
205	REMEDIATION OF ENHANCED FIELD SYSTEM MODERNIZATION PROJECT			6,000,000	
206	RESTORE NONRECURRING - SCHOOL READINESS - FRAUD RESTITUTION			950,000	
207	REVIEW OF PAYMENT AND ATTENDANCE RECORDS			589,000	
208	SAFE AND SECURE CAMPUS INITIATIVES	1,600,000			
209	SCHOOL BOARD OF MIAMI-DADE SECTION 16 LAND SALE		14,765,000		
210	SCHOOL BOND ISSUANCE DATA BASE	500,000			
211	SEED SCHOOL OF MIAMI	1,536,582			
212	SPECIAL OLYMPICS	250,000			
213	SPECIALTY CHILDREN'S HOSPITAL PATIENT ACADEMICS PROGRAM	450,000			
214	ST. PETERSBURG COLLEGE - ORTHOTICS AND PROSTHETICS PROGRAM	-54,625			
215	STATE ALLIANCE OF YMCAS	500,000			
216	TARGETED PROVIDER RATE INCREASES (SCHOOL READINESS)			50,000,000	
217	TEACHER SALARIES AND BENEFITS	189,143			
218	THE FLORIDA CIVICS AND DEBATE INITIATIVE	925,000			
219	THE WOW CENTER OF MIAMI	250,000			
220	WORKFORCE DEVELOPMENT	778,965			
221	YMCA YOUTH IN GOVERNMENT	200,000			
222		Total	-175,793,624	596,303,860	95,109,000
223	<b>DEPARTMENT OF ELDER AFFAIRS</b>				
224	ALZHEIMER'S COMMUNITY CARE, INC.	650,000			
225	ALZHEIMER'S MEMORY MOBILE	319,000			
226	BRAIN BANK - ALZHEIMER'S DISEASE RESEARCH - MOUNT SINAI	100,000			
227	CITY OF HIALEAH - MEALS PROGRAM	1,400,000			
228	CITY OF HIALEAH GARDENS - HOT MEALS	292,000			
229	CITY OF MIAMI SPRINGS SENIOR CENTER	185,944			
230	CLIENT INFORMATION AND REGISTRATION TRACKING SYSTEM PROJECT IMPLEMENTATION	183,295		1,518,405	
231	COMMUNITY OUTREACH AND ACCESSIBILITY	100,000			
232	CYBERSECURITY RISK ASSESSMENT	250,000			
233	DAVID POSNACK JEWISH COMMUNITY CENTER - SENIOR KOSHER MEAL PROGRAM	149,537			
234	DEERFIELD BEACH DAY CARE CENTER	195,150			

**Fiscal Year 2020-21 Nonrecurring Appropriations  
Adjusted For Vetoes And Supplementals**

Row#	Agency/Issue Title	General Revenue	State Trust Funds	Federal Trust Funds
235	GRANTS AND AIDS - FIXED CAPITAL OUTLAY	600,000		
236	HOPE CONNECTIONS - SERVING FRAIL RURAL SENIORS	100,000		
237	JEWISH FAMILY AND COMMUNITY SERVICES - HOLOCAUST SURVIVOR SUPPORT SERVICES	250,000		
238	LAUDERDALE LAKES ALZHEIMER'S CARE CENTER	200,000		
239	MEMORY DISORDER CLINIC - THE MIND INSTITUTE AT MIAMI JEWISH HEALTH SYSTEM	222,801		
240	NAPLES SENIOR CENTER DEMENTIA RESPITE SUPPORT PROGRAM	75,000		
241	NORTH EAST FLORIDA SENIOR HOME DELIVERED MEALS PROGRAM	400,000		
242	NORTH MIAMI FOUNDATION FOR SENIOR CITIZENS SERVICES, INC.	150,000		
243	OFFICE OF PUBLIC AND PROFESSIONAL GUARDIANS MONITORING TOOL	500,000		
244	OSCEOLA COUNCIL ON AGING - HOME DELIVERED MEALS	50,000		
245	Total	6,372,727	0	1,518,405
246	<b>DEPARTMENT OF ENVIRONMENTAL PROTECTION</b>			
247	ENVIRONMENTAL PROJECTS	260,041,648	466,925,204	517,079,940
248	GEOLOGIC MAPPING - FLORIDA GEOLOGICAL SURVEY		10,950	
249	GRANT MANAGEMENT - WATER RESTORATION ASSISTANCE		11,685	
250	GRANTS AND AIDS - FIXED CAPITAL OUTLAY	6,342,750	6,000,000	6,832,000
251	INCREASE OPERATIONAL FUNDS FOR WATER MANAGEMENT DISTRICTS	3,902,647	97,353	
252	LABORATORY SERVICES - ENVIRONMENTAL ASSESSMENT AND RESTORATION		19,475	
253	LAKE TALQUIN WATER CONTROL STRUCTURE	60,000		
254	LAND ACQUISITION		79,000,000	
255	LOGGERHEAD MARINELIFE CENTER IMPROVING WATER QUALITY & COASTLINE CLEANLINESS IN PALM BEACH COUNTY	250,000		
256	MAINTENANCE AND REPAIR		43,900,000	
257	MONROE COUNTY REEF PROTECTION	325,000		
258	NORTHWEST FLORIDA ESTUARY PROGRAM - ST. ANDREW/ST. JOE BAY ESTUARY PROGRAM	500,000		
259	OCEANOGRAPHIC RESEARCH AND CONSERVATION ASSOCIATION (ORCA) KILROY MONITORING	325,000		
260	PENSACOLA AND PERDIDO BAYS ESTUARY PROGRAM	500,000		
261	RECYCLING EDUCATION OUTREACH - DIVISION OF WASTE MANAGEMENT		400,000	
262	REPLACEMENT OF MOTOR VEHICLES		2,900,623	40,000
263	REPLACEMENT OF VESSELS		78,000	
264	STATE REVOLVING FUND SYSTEM - WATER RESTORATION ASSISTANCE			650,000
265	WATER QUALITY IMPROVEMENTS	10,800,000		
266	Total	283,047,045	599,343,290	524,601,940
267	<b>DEPARTMENT OF FINANCIAL SERVICES</b>			
268	CONSTRUCTION MATERIALS MINING ACTIVITIES - CH 2020-180, LOF (HB 1047)	440,000	1,000,000	
269	COMPUTER ENHANCEMENTS FOR LAW ENFORCEMENT PERSONNEL		332,120	
270	FLAIR REPLACEMENT		26,424,797	
271	GRANTS AND AIDS - FIXED CAPITAL OUTLAY	125,000	5,593,000	
272	GRANTS AND AIDS LOCAL GOVERNMENT FIRE SERVICES		285,000	
273	INCREASE APPROPRIATION FOR DEFERRED PRESENTMENT PROVIDER DATABASE CONTRACT CATEGORY IN THE OFFICE OF FINANCIAL REGULATION		400,000	
274	INFORMATION TECHNOLOGY INFRASTRUCTURE REPLACEMENT		332,260	
275	INSURANCE FRAUD - FINANCIAL CRIMES, LEADERSHIP, AND BEST PRACTICES TRAINING FOR LAW ENFORCEMENT PERSONNEL		290,050	
276	LAW ENFORCEMENT INVESTIGATOR II - CANINE TEAMS		160,089	
277	MAINTENANCE AND REPAIR		35,000	
278	PURCHASE OF FIRE PREVENTION CODE BOOKS		24,000	

**Fiscal Year 2020-21 Nonrecurring Appropriations  
Adjusted For Vetoes And Supplementals**

Row#	Agency/Issue Title	General Revenue	State Trust Funds	Federal Trust Funds
279	PURCHASE OF NEW POOL VEHICLES FOR FRAUD INVESTIGATIONS			90,000
280	REPLACEMENT OF EXPLOSIVE ORDNANCE DISPOSAL EMERGENCY RESPONSE VEHICLES		60,000	
281	REPLACEMENT OF FIRE AND ARSON EQUIPMENT - DATA COLLECTION KITS AND CRIME SCENE MAPPING		200,000	
282	REPLACEMENT OF HIGH MILEAGE VEHICLES		913,125	
283	REPLACEMENT OF LAW ENFORCEMENT EQUIPMENT - LIGHTS AND SIRENS		144,200	
284	REPLACEMENT OF SAFETY EQUIPMENT - BOMB SQUADS		384,000	
285	REPLACEMENT OF SCIENTIFIC LABORATORY EQUIPMENT - ARSON LAB		11,000	
286	STAFF AUGMENTATION TO SUPPORT FLORIDA PALM (PLANNING, ACCOUNTING, AND LEDGER MANAGEMENT) GO-LIVE		437,850	
287	TECHNOLOGY INNOVATION - CH 2020-161, LOF (HB 1391)		50,000	
288	TRANSFER TO THE DEPARTMENT OF ENVIRONMENTAL PROTECTION FOR ENVIRONMENTAL CLEANUP AT THE FLORIDA STATE FIRE COLLEGE		5,500,000	
289	TRANSFER TO UNIVERSITY OF MIAMI - SYLVESTER COMPREHENSIVE CANCER CENTER - FLORIDA FIREFIGHTER CANCER RESEARCH	2,000,000		
290	Total	2,565,000	42,576,491	90,000
291	<b>FISH AND WILDLIFE CONSERVATION COMMISSION</b>			
292	ADDITIONAL EQUIPMENT - MOTOR VEHICLES			25,000
293	CHRONIC WASTING DISEASE SURVEILLANCE		266,000	
294	COMBATting BURMESE PYTHONs		900,000	
295	COMBATting BURMESE PYTHONs - OVERTIME SUPPORT FOR LAW ENFORCEMENT		100,000	
296	CORAL REEF DISEASE RESPONSE AND RESTORATION		220,000	
297	ENHANCED WILDLIFE DISEASE RESPONSE		350,000	
298	EXPANDING MECHANICAL CONTROL TECHNOLOGY FOR INVASIVE PLANT MANAGEMENT		1,000,000	
299	GRANTS AND AIDS - FIXED CAPITAL OUTLAY	1,400,000	4,054,575	4,200,000
300	HURRICANE IRMA MARINE DEBRIS REMOVAL			1,026,000
301	HURRICANE IRMA MARINE FISHERIES DISASTER RECOVERY			8,391,011
302	HURRICANE MICHAEL MARINE FISHERIES DISASTER RECOVERY			7,812,000
303	LONG-TERM STORED VESSEL STUDY		231,000	
304	MAINTENANCE AND REPAIR		644,000	
305	MARINE NAVIGATION REPAIR AND MANAGEMENT		566,000	
306	MOTE MARINE CRITICAL MARINE HABITAT RESTORATION	1,000,000		
307	NATIONAL FISH AND WILDLIFE FOUNDATION PROJECTS - DEEPWATER HORIZON OIL SPILL		2,280,482	
308	NON-NATIVE AND CONFLICT SPECIES MANAGEMENT	600,000	405,000	
309	REPLACEMENT EQUIPMENT - BOATS, MOTORS, AND TRAILERS		650,941	
310	REPLACEMENT EQUIPMENT - HEAVY DUTY MOTOR VEHICLES		715,000	
311	REPLACEMENT EQUIPMENT - UTILITY VEHICLES		11,569	
312	REPLACEMENT OF MOTOR VEHICLES		516,494	63,000
313	REPLACEMENT OF PATROL VEHICLES		3,000,000	
314	SPECIAL PURPOSE - FIXED CAPITAL OUTLAY	400,000	4,961,530	13,817,360
315	STATE REEF FISH SURVEY	150,000		
316	SUPPORT GULF OF MEXICO AND SOUTH ATLANTIC FISHERY MANAGEMENT COUNCIL FUNDING		30,000	
317	Total	3,550,000	20,902,591	35,334,371
318	<b>FLORIDA COMMISSION ON OFFENDER REVIEW</b>			
319	INFORMATION TECHNOLOGY (IT) SERVICES PROVIDED BY DEPARTMENT OF CORRECTIONS	299,750		
320	REPLACEMENT OF MOTOR VEHICLES	24,821		
321	Total	324,571	0	0
322	<b>EXECUTIVE OFFICE OF THE GOVERNOR</b>			
323	DISASTER RECOVERY PREPAREDNESS AND PROTECTIVE MEASURES	1,841,147		

**Fiscal Year 2020-21 Nonrecurring Appropriations  
Adjusted For Vetoes And Supplementals**

Row#	Agency/Issue Title	General Revenue	State Trust Funds	Federal Trust Funds
324	EXPENSE PACKAGE FOR NEW POSITIONS	77,900		
325	GRANTS AND AIDS - FIXED CAPITAL OUTLAY	2,000,000		
326	LITIGATION EXPENSES	1,000,000		
327	OPEN FEDERALLY DECLARED DISASTERS - FUNDING TO COMMUNITIES		126,744,875	1,145,612,616
328	OPEN FEDERALLY DECLARED DISASTERS - STATE OPERATIONS		98,439,990	17,222,141
329	STATEWIDE REGIONAL EVACUATION STUDY PROGRAM	1,200,000		
330	VEHICLE ACQUISITIONS	315,000		
331	Total	6,434,047	225,184,865	1,162,834,757
332	<b>DEPARTMENT OF HEALTH</b>			
333	ALACHUA COUNTY ORGANIZATION FOR RURAL NEEDS (ACORN)	150,000		
334	AUDITORY-ORAL SERVICES FOR CHILDREN WITH HEARING LOSS	750,000		
335	BITNER/PLANTE AMYOTROPHIC LATERAL SCLEROSIS INITIATIVE	800,000		
336	CHILDREN'S MEDICAL SERVICES - EARLY STEPS ADMINISTRATIVE SYSTEM			2,478,074
337	CODE CORRECTIONS		7,401,420	
338	DIRECT CARE WORKERS - CH 2020-9, LOF (HB 607)		17,716	
339	EPILEPSY SERVICES PROGRAM	250,000		
340	FOUNDATION FOR SICKLE CELL DISEASE RESEARCH	1,000,000		
341	INFORMATION TECHNOLOGY - ACCOUNTING AND BUDGETING SYSTEM			1,563,473
342	KEYS AREA HEALTH EDUCATION CENTER - MONROE COUNTY CHILDREN'S HEALTH CENTER	300,000		
343	LAKE ERIE COLLEGE OF OSTEOPATHIC MEDICINE (LECOM) CLINIC BASED HEALTH SERVICE OUTREACH	5,000,000		
344	MEMORIAL HEALTHCARE SYSTEM TELEHEALTH ACCESS FOR PATIENTS	250,000		
345	MIAMI PROJECT TO CURE PARALYSIS	750,000		
346	NURSE-FAMILY PARTNERSHIP PROGRAM	500,000		
347	POWELL CENTER FOR RARE DISEASE RESEARCH AND THERAPY	100,000		
348	PROJECT BE STRONG - TEEN PREGNANCY PREVENTION PROGRAM	50,000		
349	SPECIAL PURPOSE - FIXED CAPITAL OUTLAY		2,500,053	490,000
350	ST. JOHN BOSCO CLINIC	300,000		
351	ST. JOSEPH'S CHILDREN'S HOSPITAL	750,000		
352	UNIVERSITY OF FLORIDA - JACKSONVILLE CHILD ABUSE PEDIATRICS FELLOWSHIP	300,000		
353	UNIVERSITY OF MIAMI - HUMAN IMMUNODEFICIENCY VIRUS/ACQUIRED IMMUNE DEFICIENCY SYNDROME (HIV/AIDS) RESEARCH	1,000,000		
354	UNIVERSITY OF MIAMI MILLER SCHOOL OF MEDICINE - FLORIDA STROKE REGISTRY	750,000		
355	VISIONQUEST	250,000		
356	WORKLOAD - MEDICAL QUALITY ASSURANCE - ADD		22,145	
357	WORKLOAD - OFFICE OF MEDICAL MARIJUANA USE (OMMU)		5,506,200	
358	Total	13,250,000	15,447,534	4,531,547
359	<b>DEPARTMENT OF HIGHWAY SAFETY AND MOTOR VEHICLES</b>			
360	APPLICATION CLOUD ENVIRONMENT		2,535,407	
361	EXECUTIVE AIRCRAFT PURCHASE AND MAINTENANCE		64,000	
362	FLORIDA HIGHWAY PATROL SWORN LAW ENFORCEMENT POSITIONS		583,343	
363	MAINTENANCE AND REPAIR		1,127,244	
364	MOTORIST MODERNIZATION PHASE II		9,877,400	
365	Total	0	14,187,394	0
366	<b>JUSTICE ADMINISTRATION</b>			
367	ADDITIONAL COLLATERAL CASELOAD RESOURCES REQUEST	11,685		
368	ADDITIONAL EQUIPMENT		120,000	
369	ADDITIONAL EQUIPMENT - MOTOR VEHICLES		38,000	
370	CRIMINAL CONFLICT AND CIVIL REGIONAL COUNSEL WORKLOAD	21,222		
371	DEPENDENCY LEGAL REPRESENTATION	16,504		

**Fiscal Year 2020-21 Nonrecurring Appropriations  
Adjusted For Vetoes And Supplementals**

Row#	Agency/Issue Title	General Revenue	State Trust Funds	Federal Trust Funds
372	ESTABLISH INTERNAL AUDIT SECTION AT THE JUSTICE ADMINISTRATIVE COMMISSION	8,676		
373	FORENSIC SOCIAL WORKERS FOR DEPENDENCY COURT	27,265		
374	GRANTS AND DONATIONS TRUST FUND AUTHORITY ADJUSTMENT			256,053
375	IMPLEMENTATION OF JUVENILE DIRECT FILE		5,188	
376	INCREASE TRUST FUND AUTHORITY		353,779	
377	INCREASE VICTIMS OF CRIME ACT AUTHORITY			8,331
378	INFORMATION TECHNOLOGY CRITICAL NEEDS	288,013	4,000	
379	INFORMATION TECHNOLOGY INFRASTRUCTURE REPLACEMENT	29,980	38,978	
380	MAXIMIZE USE OF TRUST FUND REVENUES FOR OPERATING EXPENDITURES		71,500	
381	MENTAL HEALTH, VETERANS AND DRUG COURT STAFFING		70,738	
382	RAPID INTERVENTION		4,822	
383	REPLACEMENT OF MOTOR VEHICLES		1,693,860	25,000
384	SPECIAL PROSECUTION UNIT FOR CONSTRUCTION FRAUD	5,554		
385	Total	408,899	2,400,865	289,384
386	<b>DEPARTMENT OF JUVENILE JUSTICE</b>			
387	AMIKIDS FAMILY CENTRIC	300,000		
388	AMIKIDS PREVENTION PROGRAMS	500,000		
389	BOYS AND GIRLS CLUB	3,100,000		
390	CLAY COUNTY YOUTH ALTERNATIVE TO SECURED DETENTION (SWEAT PROGRAM)	250,000		
391	DELORES BARR WEAVER POLICY CENTER	300,000		
392	ENHANCE OVERSIGHT OF MEDICAL SERVICES IN RESIDENTIAL PROGRAMS	23,370		
393	FLORIDA CHILDREN'S INITIATIVE	250,000		
394	INFORMATION TECHNOLOGY SECURITY ENHANCEMENTS	162,736		
395	INTEGRATED CARE AND COORDINATION FOR YOUTH		250,000	
396	MAINTENANCE AND REPAIR		2,700,000	
397	NASSAU COUNTY YOUTH ALTERNATIVES TO SECURED DETENTION (S.W.E.A.T.)	110,000		
398	NEW HORIZONS - AFTER SCHOOL AND WEEKEND REHABILITATION PROGRAM		250,000	
399	ONE MORE CHILD - HOPE STREET PROJECT		250,000	
400	PINELLAS COUNTY YOUTH ADVOCATE PROGRAM	200,000		
401	SUPPORT FACILITIES		650,000	
402	Total	5,196,106	4,100,000	0
403	<b>DEPARTMENT OF LAW ENFORCEMENT</b>			
404	ALZHEIMER'S PROJECT - BRINGING THE LOST HOME	200,000		
405	CITY OF JACKSONVILLE - CURE VIOLENCE	500,000		
406	CRIMINAL JUSTICE DATA TRANSPARENCY	1,737,175		
407	FLORIDA INCIDENT BASED REPORTING SYSTEM (FIBRS)	2,574,489		
408	GENETIC GENEALOGY PROGRAM	23,370		
409	INCREASE TRUST FUND AUTHORITY FOR TENANT BROKER COMMISSIONS		200,000	
410	MAINTENANCE AND REPAIR	2,160,156		
411	PROJECT COLD CASE	150,000		
412	REPLACE AERIAL LIFT VEHICLES			175,000
413	SEMI-QUANTIFICATION OF TETRAHYDROCANNABINOL (THC) FOR DRUG CHEMISTRY ANALYSIS	697,000		
414	STATEWIDE BEHAVIORAL THREAT ASSESSMENT MANAGEMENT STRATEGY	107,290		
415	Total	8,149,480	200,000	175,000
416	<b>DEPARTMENT OF LEGAL AFFAIRS</b>			
417	AGENCY WIDE INFORMATION TECHNOLOGY MODERNIZATION PROGRAM	3,352,979	3,000,000	
418	CONSUMER PROTECTION - CYBER FRAUD INITIATIVE		45,386	
419	CRIME VICTIMS COMPENSATION PAYMENTS	900,000		

**Fiscal Year 2020-21 Nonrecurring Appropriations  
Adjusted For Vetoes And Supplementals**

Row#	Agency/Issue Title	General Revenue	State Trust Funds	Federal Trust Funds
420	CUBAN-AMERICAN BAR ASSOCIATION	100,000		
421	INCREASE HUMAN RESOURCES STAFF BASED ON WORKLOAD	12,378		
422	NANCY J. COTTERMAN CENTER	175,000		
423	OFFICE OF STATEWIDE PROSECUTION CYBER FRAUD PROSECUTION STAFF	20,630		
424	OPEN DOORS - VOICES FOR FLORIDA	1,250,000		
425	VIRGIL HAWKINS FLORIDA CHAPTER BAR ASSOCIATION	150,000		
426	Total	5,960,987	3,045,386	0
427	<b>LEGISLATIVE BRANCH</b>			
428	OFFICE OF PROGRAM POLICY ANALYSIS AND GOVERNMENT ACCOUNTABILITY STUDY - PRISON SYSTEM MASTER PLAN (TRUST FUND CASH TRANSFER FROM THE DEPARTMENT OF CORRECTIONS TO SUPPORT STUDY WAS VETOED)		2,000,000	
429	Total	0	2,000,000	0
430	<b>DEPARTMENT OF THE LOTTERY</b>			
431	INFORMATION TECHNOLOGY INFRASTRUCTURE REPLACEMENT		548,000	
432	Total	0	548,000	0
433	<b>DEPARTMENT OF MANAGEMENT SERVICES</b>			
434	ADDITIONAL RESOURCES FOR THE DIVISION OF STATE GROUP INSURANCE		11,685	
435	CODE CORRECTIONS	2,520,000		
436	COMMUNICATIONS SERVICES MIGRATION STAFF AUGMENTATION		674,160	
437	DATA CATALOG		500,000	
438	DOMESTIC SECURITY - FLORIDA INTEROPERABILITY NETWORK (FIN) INSUFFICIENT FUNDING	1,250,000		
439	DOMESTIC SECURITY - FLORIDA MUTUAL AID BUILD OUT (MAB) INSUFFICIENT FUNDING	412,000		
440	EMERGENCY 911 CALL ROUTING SYSTEM		6,000,000	
441	E911 NEXT GENERATION GRANT			3,228,960
442	FACILITIES MANAGEMENT SYSTEM		244,400	
443	FLEET MANAGEMENT INFORMATION SYSTEM PAYMENT	800,000		
444	FLORIDA RETIREMENT CONTACT CENTER		53,638	
445	INCREASED WORKLOAD FOR DATA CENTER TO SUPPORT AN AGENCY		259,662	
446	INFORMATION TECHNOLOGY REFRESH			34,600
447	INFORMATION TECHNOLOGY STAFF AUGMENTATION		663,984	
448	INTEGRATED RETIREMENT INFO SYSTEM (IRIS) INTEGRATION WITH FLORIDA PLANNING, ACCOUNTING, AND LEDGER MANAGEMENT (PALM)		482,477	
449	INTEGRATION WITH FLORIDA PLANNING, ACCOUNTING, AND LEDGER MANAGEMENT (PALM)		804,721	
450	MAINFRAME VIRTUAL TAPE LIBRARY CONSOLIDATION		60,000	
451	MAINTENANCE AND REPAIR	51,000,000	17,345,116	
452	MYFLORIDAMARKETPLACE		360,000	
453	PUBLIC CLOUD STORAGE		41,350	
454	REESTABLISH PROFESSIONAL POSITION WITHIN FLORIDA COMMISSION ON HUMAN RELATIONS	3,895		
455	REPLACEMENT OF MOTOR VEHICLES		61,820	
456	SPECIAL PURPOSE - FIXED CAPITAL OUTLAY	800,000		
457	STAFFING FOR THE FLORIDA COMMISSION ON HUMAN RELATIONS			8,290
458	STATE AGENCY FOR SURPLUS PROPERTY PROGRAM ASSISTANCE		49,550	
459	STATEWIDE LAW ENFORCEMENT RADIO SYSTEM (SLERS) STAFF AUGMENTATION AND INDEPENDENT VERIFICATION AND VALIDATION SERVICES		362,377	
460	Total	56,785,895	27,974,940	3,271,850
461	<b>DEPARTMENT OF MILITARY AFFAIRS</b>			
462	ADDITIONAL EQUIPMENT - CAMP BLANDING		15,000	155,000



**Fiscal Year 2020-21 Nonrecurring Appropriations  
Adjusted For Vetoes And Supplementals**

Row#	Agency/Issue Title	General Revenue	State Trust Funds	Federal Trust Funds
463	ADDITIONAL EQUIPMENT - COOPERATIVE AGREEMENT PROGRAM SUPPORT			120,000
464	ADDITIONAL EQUIPMENT - MOTOR VEHICLES			768,500
465	ADDITIONAL EQUIPMENT - SATELLITE TERMINALS	780,000		
466	INCREASE NATIONAL GUARD TUITION ASSISTANCE	1,000,000		
467	INFORMATION TECHNOLOGY INFRASTRUCTURE REPLACEMENT			83,000
468	MAINTENANCE AND REPAIR	3,400,000	856,000	
469	SPECIAL PURPOSE - FIXED CAPITAL OUTLAY	6,670,000		
470	WORKER COMPENSATION FOR STATE ACTIVE DUTY	165,028		
471	Total	12,015,028	871,000	1,126,500
472	<b>PUBLIC SERVICE COMMISSION</b>			
473	REPLACEMENT OF MOTOR VEHICLES		80,649	
474	Total	0	80,649	0
475	<b>DEPARTMENT OF REVENUE</b>			
476	AID TO LOCAL GOVERNMENTS - AERIAL PHOTOGRAPHY/MAPPING	167,441		
477	E-SERVICES TAXPAYER PORTAL			3,075,651
478	FISCALLY CONSTRAINED COUNTIES - AD VALOREM TAX	31,120,064		
479	REPLACEMENT OF THE IMAGE MANAGEMENT SYSTEM			3,634,294
480	Total	31,287,505	0	6,709,945
481	<b>STATE COURT SYSTEM</b>			
482	ALTERNATIVES TO INCARCERATION		300,000	
483	COURT INTERPRETING RESOURCES		404,395	
484	COURTHOUSE FURNISHINGS - NONPUBLIC AREAS		297,313	
485	EARLY CHILDHOOD COURTS	47,080		
486	FAMILY COURT OPERATIONAL SUPPORT		7,880	
487	FORT LAUDERDALE COMMUNITY COURT		136,387	
488	PROBLEM SOLVING COURTS FUNDING		15,760	
489	SEMINOLE COUNTY JUVENILE DRUG COURT		260,000	
490	TIMELY RESOLUTION OF CASES		225,559	
491	VIVITROL DRUG TREATMENT	500,000		
492	Total	547,080	1,647,294	0
493	<b>DEPARTMENT OF STATE</b>			
494	ADD STAFF SUPPORT FOR CYBER SECURITY SECTION	41,260		
495	ADJUSTMENT FOR LIBRARY GRANTS			94,598
496	ADVERTISING PROPOSED CONSTITUTIONAL AMENDMENTS	1,280,000		
497	COMMERCIAL REGISTRY SOLUTION	493,115		
498	CULTURAL AND MUSEUM GRANTS	14,950,000		
499	CYBER SECURITY FOR COUNTIES	1,000,000		
500	DEPARTMENT WIDE LITIGATION EXPENSES	1,000,000		
501	ELECTRONIC REGISTRATION INFORMATION SYSTEM CENTER (ERIC)	1,300,000		
502	FEDERAL HURRICANE RELIEF FUNDING FOR HISTORIC PRESERVATION - HURRICANE MICHAEL			2,146,000
503	FLORIDA AFRICAN-AMERICAN HERITAGE PRESERVATION NETWORK	325,000		
504	GRANTS AND AIDS - FIXED CAPITAL OUTLAY	1,680,000		8,054,000
505	HELP AMERICA VOTE ACT (HAVA) - 2020 ELECTION SECURITY GRANT FUNDING			3,475,000
506	HOLOCAUST DOCUMENTATION AND EDUCATION CENTER	257,000		
507	INCREASED BUDGET AUTHORITY FOR LSTA LIBRARY GRANTS			960,000
508	REALIGNMENT OF AGENCY SPENDING AUTHORITY FOR DATA CENTER BILLING - ADD	500,000		
509	REIMBURSEMENTS TO COUNTIES FOR SPECIAL ELECTIONS	1,500,000		
510	SECURITY FOR DEPARTMENT OF STATE		169,000	
511	Total	24,326,375	169,000	14,729,598
512	<b>DEPARTMENT OF TRANSPORTATION</b>			
513	CODE CORRECTIONS		7,546,840	
514	COMMUNICATION HARDWARE UPGRADES		1,794,543	
515	DATA INFRASTRUCTURE MODERNIZATION		2,853,582	
516	ENVIRONMENTAL PROJECTS		340,000	

**Fiscal Year 2020-21 Nonrecurring Appropriations  
Adjusted For Vetoes And Supplementals**

Row#	Agency/Issue Title	General Revenue	State Trust Funds	Federal Trust Funds
517	REPLACEMENT EQUIPMENT FOR MATERIALS AND TESTING LABORATORIES		4,243,280	
518	SECURE ACCESS MANAGEMENT		2,231,233	
519	SECURITY RISK ASSESSMENT		500,000	
520	SUPPORT FOR TRANSPORTATION DISADVANTAGED		4,500,000	
521	TRANSFER TO DEPT OF HIGHWAY SAFETY AND MOTOR VEHICLES - REIMBURSE FOR TROOP K SERVICES ON THE FL TURNPIKE		583,343	
522	TRANSPORTATION WORK PROGRAM		6,389,581,877	2,839,310,782
523	Total	0	6,414,174,698	2,839,310,782
524	<b>STATE UNIVERSITY SYSTEM</b>			
525	BUDGET REDUCTION BASED ON CARRYFORWARD BALANCES - FLORIDA POLYTECHNIC UNIVERSITY	-457,519		
526	BUDGET REDUCTION BASED ON CARRYFORWARD BALANCES - NEW COLLEGE OF FLORIDA	-312,264		
527	BUDGET REDUCTION BASED ON CARRYFORWARD BALANCES - UNIVERSITY OF CENTRAL FLORIDA	-7,274,009		
528	FLORIDA INTERNATIONAL UNIVERSITY - FIUNIQUE	-360,015		
529	INSTITUTE OF FOOD AND AGRICULTURAL SCIENCES (IFAS) RESEARCH AND EXTENSION WORKLOAD	1,725,000		
530	UNIVERSITY OF FLORIDA CENTER FOR TRANSLATIONAL RESEARCH IN NEURODEGENERATIVE DISEASE	1,500,000		
531	UNIVERSITY OF FLORIDA HEALTH - PROGRAM TO CURE DYSTONIA AND OTHER INVOLUNTARY MUSCLE DISORDERS	500,000		
532	UNIVERSITY OF NORTH FLORIDA MEDNEX - UNIVERSITIES OF DISTINCTION	3,000,000		
533	UNIVERSITY OF WEST FLORIDA - OFFICE OF ECONOMIC DEVELOPMENT AND ENGAGEMENT	-1,187,500		
534	Total	-2,866,307	0	0
535	<b>DEPARTMENT OF VETERANS' AFFAIRS</b>			
536	ADDITIONAL MEDICAL/NON-MEDICAL AND RECREATIONAL EQUIPMENT AND FURNITURE IN STATE VETERANS' HOMES	800,000		
537	ALTERNATIVE TREATMENT OPTIONS FOR VETERANS	200,000		
538	FIVE STAR VETERANS CENTER HOMELESS HOUSING AND REINTEGRATION PROJECT	250,000		
539	FLORIDA DEPARTMENT OF VETERANS' AFFAIRS, FLORIDA IS FOR VETERANS INC., ENTREPRENEUR TRAINING GRANT	625,000		
540	FLORIDA DEPARTMENT OF VETERANS' AFFAIRS, FLORIDA IS FOR VETERANS, INC., WORKFORCE TRAINING GRANT AID TO LOCAL GOVERNMENTS	750,000		
541	FLORIDA VETERANS LEGAL HELPLINE	500,000		
542	HEALTH INFORMATION TECHNOLOGY SYSTEMS UPGRADE		419,900	
543	INITIAL STAFFING AND START UP OPERATIONS FOR ARDIE R. COPAS, STATE VETERANS' NURSING HOME, ST. LUCIE COUNTY		149,429	
544	INITIAL STAFFING AND START UP OPERATIONS FOR LAKE BALDWIN, STATE VETERANS' NURSING HOME, ORANGE COUNTY		140,080	
545	K9S FOR WARRIORS	600,000		
546	MAINTENANCE AND REPAIR		2,962,500	5,167,500
547	REALIGNMENT OF OPERATIONS AND MAINTENANCE TRUST FUNDS/GENERAL REVENUE APPROPRIATIONS - ADD	9,000,000		
548	REALIGNMENT OF OPERATIONS AND MAINTENANCE TRUST FUNDS/GENERAL REVENUE APPROPRIATIONS - DEDUCT		-9,000,000	
549	Total	12,725,000	-5,328,091	5,167,500
550	Grand Total	669,334,837	8,330,846,802	4,988,172,223

**Note (see Row #s: 173, 176-180, 186, 187, 214, 525-528, 533, 548):** Negative nonrecurring appropriations occur when it is intended that a reduction be a nonrecurring or one-time reduction to a recurring base appropriation resulting in the automatic restoration of the reduction in a subsequent year.

## Vetoed Appropriations Fiscal Year 2020-21

Line #	Title	General Revenue	Trust Fund	Total
10	Aid To Local Governments - Grants And Aids - District Lottery And School Recognition Program	-	134,582,877	134,582,877
23	Gulf Coast State College - Construct STEM Building (Replace Building 12) - Panama City	2,000,000	-	2,000,000
23	Indian River State College - Replace Facility 8 Industrial Tech - Main	1,000,000	-	1,000,000
23	State College of Florida, Manatee-Sarasota - Parrish Center Phase 1 (HB 3163) (Senate Form 1226)	3,000,000	2,000,000	5,000,000
24	Florida State University - College of Business	6,800,000	13,200,000	20,000,000
30 A	Fixed Capital Outlay - Public School Projects	1,238,430	4,761,570	6,000,000
35	Bridging the Gap in Employment of Young Adults with Unique Abilities (HB 3689) (Senate Form 1525)	100,000	-	100,000
53	Blind Babies Successful Transition Program (HB 2463) (Senate Form 1411)	500,000	-	500,000
65	Bethune-Cookman University - Small, Women and Minority-Owned Businesses	75,000	-	75,000
65	Florida Memorial University - Technology Upgrades	200,000	-	200,000
65	Library Resources	719,858	-	719,858
65	Edward Waters College - Online Degree Program Service Provider (HB 4331) (Senate Form 1674)	100,000	-	100,000
65	Florida Memorial University - Training for the Future of Aerospace (HB 3661) (Senate Form 2415)	500,000	-	500,000
65 A	Special Categories - Grants And Aids - Academic Program Contracts	250,000	-	250,000
65 B	Florida Tech - (BAMx) Biomedical Aerospace Manufacturing Multiplier (HB 4055) (Senate Form 1502)	1,500,000	-	1,500,000
65 B	Keiser University - Women's Lifespan Health Initiative (HB 3699) (Senate Form 1363)	600,000	-	600,000
65 B	Ringling College of Art and Design - Cross College Alliance (HB 3253) (Senate Form 1782)	897,500	-	897,500
65 B	Saint Leo University - Robotics Bachelor's Degree and Micro-credentials Program (HB 4271) (Senate Form 2150)	1,250,000	-	1,250,000
65 B	Stetson College of Law Veterans Advocacy Clinic (HB 2221) (Senate Form 1013)	250,000	-	250,000
65 B	St. Thomas University Trade and Logistics Program (HB 2443) (Senate Form 1159)	220,000	-	220,000
66 A	Special Categories - Grants And Aids - Nova Southeastern University - Health Programs	250,000	-	250,000
66 B	Flagler College - Hotel Ponce de Leon Preservation and Restoration (HB 3235) (Senate Form 2036)	750,000	-	750,000
66 B	St. Thomas University Trade and Logistics Program (HB 2443) (Senate Form 1159)	280,000	-	280,000
84	Brain Bag Early Literacy Program (HB 2315) (Senate Form 2556)	50,000	-	50,000
84	Jack & Jill Children's Center Economic Empowerment/Workforce Development Initiative (HB 2835) (Senate Form 1526)	850,000	-	850,000
84	Linking Educational Assets for Readiness Now (LEARN) (HB 3837) (Senate Form 1777)	200,000	-	200,000
84	Riviera Beach Early Learning to Kindergarten Project (HB 4633) (Senate Form 1622)	150,000	-	150,000
91 A	Grants And Aids To Local Governments And Nonstate Entities - Fixed Capital Outlay - Facility Repairs Maintenance And Construction	250,000	-	250,000
100	Best Buddies Mentoring and Student Assistance Initiatives (HB 3373) (Senate Form 1311)	350,000	-	350,000
100	Big Brothers Big Sisters Bigs Inspiring Scholastic Success (BISS) (HB 4173) (Senate Form 1426)	750,000	-	750,000
100	Florida Youth Leadership, Mentoring and Character Education Pilot (HB 4567) (Senate Form 1606)	150,000	-	150,000
100	Women of Tomorrow Mentor & Scholarship Program (HB 4351)	500,000	-	500,000
109	Administrators Professional Development as provided in section 1012.985, Florida Statutes	7,000,000	-	7,000,000

## Vetoed Appropriations Fiscal Year 2020-21

Line #	Title	General Revenue	Trust Fund	Total
109	Florida Association of District School Superintendents Training as provided in section 1001.47, Florida Statutes	500,000	-	500,000
109	Teacher of the Year Summit as provided in section 1012.77, Florida Statutes	50,000	-	50,000
110	AMlkids Career and Job Placement (HB 4511) (Senate Form 1375)	375,000	-	375,000
110	Blue Missions Reach Program (HB 4175)	107,000	-	107,000
110	VFW Educational Youth Scholarship & Teacher's Recognition (HB 3259) (Senate Form 1280)	50,000	-	50,000
110	Advancement Via Individual Determination Performance (AVID) (HB 9049) (Senate Form 1475)	500,000	-	500,000
114	Academic Tourney (Recurring Base Appropriations Project)	132,738	-	132,738
114	Arts for a Complete Education/Florida Alliance for Arts Education (Recurring Base Appropriations Project)	110,952	-	110,952
114	Black Male Explorers (Recurring Base Appropriations Project)	164,701	-	164,701
114	Project to Advance School Success (PASS) (Recurring Base Appropriations Project)	508,983	-	508,983
114	Academic Tourney (HB 4577) (Senate Form 1769)	15,000	-	15,000
114	Adult Literacy League - Improving the Lives of Central Floridians through Literacy and Education (HB 2137) (Senate Form 1956)	25,000	-	25,000
114	Breakthrough Miami (Senate Form 1333)	500,000	-	500,000
114	Building a Better Tampa Bay STEM Workforce Initiative (HB 2161) (Senate Form 2314)	500,000	-	500,000
114	Children in Action Literacy and Science Enrichment Routines - LASER (HB 4047) (Senate Form 1369)	200,000	-	200,000
114	City of Riviera Beach Youth Empowerment Program (HB 4639) (Senate Form 1792)	150,000	-	150,000
114	Collier Community Abstinence Program, CCAP (HB 4377) (Senate Form 1359)	200,000	-	200,000
114	Crockett Foundation Coding Explorers Program (Senate Form 1279)	50,000	-	50,000
114	DCS Mentoring Program, Inc. (HB 4475) (Senate Form 1371)	50,000	-	50,000
114	DREAM Academy & STEM Saturdays (HB 4995) (Senate Form 1517)	540,000	-	540,000
114	East River High School - Agriculture Education Program Expansion (HB 3905) (Senate Form 1581)	60,000	-	60,000
114	Educational Consultants Consortium Summer Youth Employment and Academic Slide Prevention Program (HB 4273)	131,180	-	131,180
114	Expansion of READ USA Book Fairs (HB 2429)	100,000	-	100,000
114	Feeding Tampa Bay Engage & Empower (HB 4241) (Senate Form 1500)	255,000	-	255,000
114	Friends of the Children School Success Project (HB 2529) (Senate Form 2139)	168,135	-	168,135
114	Hands of Mercy Everywhere, Inc. - Belleview Lakeside Hospitality Program (HB 2005) (Senate Form 1074)	200,000	-	200,000
114	Hope Street Family Education Services (HB 4717) (Senate Form 2258)	250,000	-	250,000
114	Invicta Institute of Intelligence (HB 4391)	193,669	-	193,669
114	Junior Achievement Workforce Readiness Program Expansion (HB 2303) (Senate Form 1158)	400,000	-	400,000
114	Knowledge is Power Program (KIPP) - Jacksonville (HB 2769) (Senate Form 1666)	2,000,000	-	2,000,000
114	Manatee County YDASH Program (Senate Form 2521)	245,142	-	245,142
114	Manatee Schools STEM Career Pathways Pilot (HB 4457) (Senate Form 1820)	550,000	-	550,000
114	Matific (HB 2859)	400,000	-	400,000
114	Mental Health Assistance Allocation for Florida Virtual Schools (Senate Form 2420)	625,000	-	625,000
114	Merritt Island High School StangStation (HB 4369) (Senate Form 1478)	10,000	-	10,000
114	Military-Connected Schools Initiative (HB 3753)	100,000	-	100,000
114	Mote Marine Laboratory STEM Education (HB 9239) (Senate Form 2366)	1,500,000	-	1,500,000

## Vetoed Appropriations Fiscal Year 2020-21

Line #	Title	General Revenue	Trust Fund	Total
114	Northeast Florida 21st Century Workforce Development Project (HB 2919) (Senate Form 1664)	500,000	-	500,000
114	Operation Empowered Parent (HB 4281) (Senate Form 2392)	100,000	-	100,000
114	Orange County Public Schools (OCPS) Calculus Project and Starbase Mentoring and Science, Technology, Engineering, and Mathematics (STEM) (HB 2561) (Senate Form 1513)	100,000	-	100,000
114	Pinellas County Schools - Career Acceleration Program (HB 3275) (Senate Form 1302)	125,000	-	125,000
114	Proposal for Non-public CTE Certification Pilot Program (HB 4207) (Senate Form 2516)	200,000	-	200,000
114	Putnam County School District Public Service Academy Year 2 (HB 4927) (Senate Form 2536)	250,000	-	250,000
114	Read to Lead (HB 4029)	100,000	-	100,000
114	Sarasota County Schools Summer Learning Academy (HB 2507) (Senate Form 1241)	800,000	-	800,000
114	Seminole County Public Schools Construction Workforce Talent Pipeline (HB 2689) (Senate Form 1961)	500,000	-	500,000
114	St. Johns Schools Classroom to Careers/Flagships (Senate Form 2484)	50,000	-	50,000
114	Stop the Violence & Embrace Afterschool Program (HB 3785) (Senate Form 1261)	50,000	-	50,000
114	Tampa Museum of Art - Art on the House - Education & Community Outreach (HB 2559) (Senate Form 1284)	50,000	-	50,000
114	Teach for America, Inc. (HB 4885) (Senate Form 2511)	250,000	-	250,000
114	Tech Sassy Girlz (HB 9073) (Senate Form 1377)	250,000	-	250,000
114	The First Tee Champ (HB 4443) (Senate Form 1565)	650,000	-	650,000
114	The TACOLCY Teen Council and College Prep (HB 2447)	78,518	-	78,518
114	Walkabouts Kinesthetic Learning Program (HB 4809) (Senate Form 1144)	200,000	-	200,000
115	Pepin Academies Foundation (Senate Form 2563)	1,500,000	-	1,500,000
115	Communication/Autism Navigator as provided in section 1006.03, Florida Statutes	1,353,292	-	1,353,292
115	Florida Instructional Materials Center for the Visually Impaired as provided in section 1003.55, Florida Statutes	108,119	-	108,119
115	Multi-Agency Service Network for Students with Severe Emotional/Behavioral Disturbance as provided in section 1006.04, Florida Statutes	247,849	-	247,849
115	Portal to Exceptional Education Resources as provided in section 1003.576, Florida Statutes	20,000	-	20,000
117 A	Astronaut High School Welding Lab Equipment (HB 4371) (Senate Form 1477)	100,000	-	100,000
117 A	City of Hialeah Educational Academy (HB 4499) (Senate Form 1522)	2,900,000	-	2,900,000
117 A	Key West Collegiate Academy Building (Senate Form 2573)	500,000	-	500,000
118	Dedicated STEM Classroom for Marine Science (HB 2351) (Senate Form 2297)	250,000	-	250,000
118	Hernando County Schools - Ethernet Network Expansion (HB 4599) (Senate Form 2311)	650,000	-	650,000
118	LiFT Academy/University Transition Program - New Campus (HB 4263)	400,000	-	400,000
118	Pinellas County - Pinellas Schools Joint Use Highpoint Recreation (HB 4113) (Senate Form 2174)	500,000	-	500,000
118	Tallahassee Jewish Community, Inc. Safety Initiative (HB 9037)	530,115	-	530,115
118	Taylor County School District Safe and Secure Schools Electronic Key Card System (HB 2945)	150,000	-	150,000
127 A	Aid To Local Governments - Grants And Aids - Workforce Diploma Program	1,500,000	-	1,500,000
129	Florence Fuller Child Development Centers, Inc., (FFCDC) Apprenticeship Training Academy & Employment Program (HB 3267) (Senate Form 2288)	250,000	-	250,000
129	Helping Abused Neglected Disadvantaged Youth, Inc. (HANDY) - Scholars Program (HB 3581) (Senate Form 2533)	100,000	-	100,000

## Vetoed Appropriations Fiscal Year 2020-21

Line #	Title	General Revenue	Trust Fund	Total
129	Manatee Technical College - New Aviation Program (Senate Form 2508)	1,375,000	-	1,375,000
129	Miami-Dade Fair Foundation, Inc. - STEAM Innovation Center (HB 9099) (Senate Form 2578)	296,000	-	296,000
134	Hillsborough Community College - A Day on Service	650,000	-	650,000
134	South Florida State College - Shepherd's Field Agricultural College Collaboration	126,525	-	126,525
134	Daytona State College - Critical Nursing and Health Sciences in Flagler County (HB 3233) (Senate Form 2039)	895,000	-	895,000
134	Gulf Coast State College - Tuition and Fee Revenue Loss Due to Hurricane Michael (HB 4715) (Senate Form 2351)	739,173	-	739,173
134	Hillsborough Community College - A Day on Service (Senate Form 1796)	300,000	-	300,000
134	State College of Florida, Manatee-Sarasota - Manatee Educational Television (HB 2279) (Senate Form 1775)	410,000	-	410,000
134	State College of Florida, Manatee-Sarasota - Nursing Center of Excellence (HB 3713) (Senate Form 1227)	3,810,000	-	3,810,000
134	Northwest Florida State College - Veterans Success Center (HB 2065) (Senate Form 2542)	600,000	-	600,000
134	Pensacola State College - Trucking Workforce Development (HB 2721) (Senate Form 1544)	500,000	-	500,000
134	South Florida State College - Clinical Immersion Center for Health Sciences Education (HB 3241) (Senate Form 1336)	500,000	-	500,000
134	St. Petersburg College - Collegiate High School (Senate Form 2571)	2,000,000	-	2,000,000
134	St. Petersburg College - Nursing Simulation Expansion (HB 3737) (Senate Form 1771)	725,000	-	725,000
134	Tallahassee Community College - Leon Works Expo and Junior Apprenticeship Program (HB 2487) (Senate Form 1538)	100,000	-	100,000
134	Tallahassee Community College - Nursing Program Expansion (HB 3349) (Senate Form 1467)	650,000	-	650,000
142	School Choice Scholarship Programs Database	2,000,000	-	2,000,000
150	Universities of Distinction	15,000,000	-	15,000,000
150	Florida Atlantic University - Secondary Robotics Team Support	100,000	-	100,000
150	Florida State University - Boys & Girls State	100,000	-	100,000
150	New College of Florida - Career & Internship Program	275,000	-	275,000
150	New College of Florida - Master in Data Science & Analytics	1,220,000	-	1,220,000
150	University of Central Florida - Advanced Manufacturing Sensor Project	5,000,000	-	5,000,000
150	University of South Florida - All Children's Hospital Partnership	250,000	-	250,000
150	University of South Florida - St. Pete - Center for Innovation	260,413	-	260,413
150	University of West Florida - Office of Economic Development & Engagement	1,312,500	-	1,312,500
150	Florida Agricultural and Mechanical University - Brooksville Agricultural and Environmental Research Station (HB 2783) (Senate Form 1465)	200,000	-	200,000
150	Florida Agricultural and Mechanical University - Mandarin Institute (HB 4535) (Senate Form 1801)	200,000	-	200,000
150	Florida Atlantic University - Max Planck Florida Scientific Fellows (HB 2205) (Senate Form 1016)	750,000	-	750,000
150	Florida International University - Individualized C (Senate Form 2094)	750,000	-	750,000
150	Florida International University - Targeted STEM Initiatives (Senate Form 1833)	2,000,000	-	2,000,000
150	Florida International University - Washington Center University Scholarships (HB 2497) (Senate Form 1640)	350,000	-	350,000
150	University of Central Florida - Florida Center for Nursing (HB 4417)	500,000	-	500,000
150	University of Florida - Lastinger Center - Algebra Nation: Statewide Digital Math Enhancement Program (HB 2151) (Senate Form 1082)	1,000,000	-	1,000,000
150	University of North Florida - Jax Bridges Competitive Small Business Initiative (HB 3947) (Senate Form 2527)	350,000	-	350,000
150	University of South Florida- St. Petersburg - Citizen Scholar Partnership (HB 4147) (Senate Form 1012)	300,000	-	300,000

## Vetoed Appropriations Fiscal Year 2020-21

Line #	Title	General Revenue	Trust Fund	Total
150	University of West Florida - Specialized Degrees for Firefighters (HB 3595) (Senate Form 1611)	158,000	-	158,000
150	Florida State University - Florida Institute for Child Welfare	5,000,000	-	5,000,000
161 A	Aid To Local Governments - Grants And Aids - Complete Florida Plus Program	29,390,671	-	29,390,671
170	Special Categories - Legislative Initiatives In Post-Secondary Education	850,000	-	850,000
176 A	Madison County Memorial Hospital (HB 3045) (Senate Form 1471)	350,000	-	350,000
180 A	Calhoun Liberty Hospital (HB 3043) (Senate Form 1646)	3,000,000	-	3,000,000
214	Rate Increase for Physicians Providing Neonatal Intensive Care Unit Services	1,000,000	1,620,545	2,620,545
224	Intermediate Care Facility for Individuals with Intellectual Disabilities (ICF/IID)	14,639,481	23,723,940	38,363,421
248	Ability Tree Florida R.E.S.T. and Recreation Center (HB 3909) (Senate Form 2524)	200,000	-	200,000
248	ACEing Autism Florida Adaptive Tennis Project (HB 2239) (Senate Form 1613)	25,000	-	25,000
248	Association for the Development of the Exceptional (ADE) Culinary Programs (HB 3029) (Senate Form 1205)	500,000	-	500,000
248	OUR Pride Academy, Inc. - OPO Works (HB 3623) (Senate Form 2113)	1,000,000	-	1,000,000
249	Provider Rate Increase for Residential Habilitation Provider	2,079,814	3,370,431	5,450,245
249	Provider Rate Increase for Adult Day Training Providers	6,143,918	9,956,496	16,100,414
249	Provider Rate Increase for Personal Supports and Companion Providers	14,055,710	22,777,911	36,833,621
251 A	Arc Nature Coast Center for Critical Needs and Aging (HB 3509) (Senate Form 1869)	1,000,000	-	1,000,000
251 A	ARC of St. Johns Adult Day Training Center and Hurricane Special Needs Shelter (HB 4753) (Senate Form 2564)	215,000	-	215,000
319 A	Desmond's Village - Youth Support Services (HB 4213)(Senate Form 2341)	100,000	-	100,000
319 A	Exchange Club - Child Abuse Prevention Services in Martin and St. Lucie Counties (HB 4345)(Senate Form 1839)	150,000	-	150,000
319 A	Exchange Club - Child Abuse Prevention Services in Northeast Florida (HB 2289)(Senate Form 1206)	250,000	-	250,000
319 A	Exchange Club - Child Abuse Prevention Services in Palm Beach and Broward Counties (HB 2643)(Senate Form 1257)	150,000	-	150,000
319 A	Florida Caregiving Youth Expansion Project (HB 2895)(Senate Form 1178)	250,000	-	250,000
319 A	Florida Network of Youth and Family Services - Stop Now and Plan (HB 4249)(Senate Form 1008)	250,000	-	250,000
319 A	Forever Family - Adoption Awareness (HB 2749)(Senate Form 1406)	200,000	-	200,000
319 A	Foster Youth Resource Call Center (HB 4163)(Senate Form 1807)	200,000	-	200,000
319 A	Heart Gallery of Florida - Child Welfare Services (HB 4541)(Senate Form 1794)	1,000,000	-	1,000,000
319 A	One More Child - Child Welfare Services (HB 2789)(Senate Form 2540)	250,000	-	250,000
319 A	Voices for Children - Child Welfare Services (HB 4433)(Senate Form 1822)	100,000	-	100,000
352	Citrus Health Network - Safe Haven for Homeless Youth (HB 4165)(Senate Form 2100)	155,000	-	155,000
352	Metropolitan Ministries - First Hug Program (HB 4421) (Senate Form 2361)	300,000	-	300,000
352	Metropolitan Ministries - Miracles for Pasco (HB 4601) (Senate Form 2365)	250,000	-	250,000
354	Clara White Mission - Homelessness Services (HB 2493)	100,000	-	100,000
354	Inmar Government Services - Technology Support for Public Assistance Recipients (HB 9003)(Senate Form 2153)	250,000	-	250,000
376	Aspire Health Partners - Behavioral Health Services (HB 4737)(Senate Form 1950)	550,000	-	550,000
376	Broward County Commission - Long Acting Injectable Buprenorphine Pilot (HB 3995)(Senate Form 2369)	158,184	-	158,184

## Vetoed Appropriations Fiscal Year 2020-21

Line #	Title	General Revenue	Trust Fund	Total
376	Centerstone Psychiatric Residency (HB 3841)(Senate Form 1228)	1,000,000	-	1,000,000
376	Community Health of South Florida - Children's Crisis Center (HB 4851)(Senate Form 1637)	250,000	-	250,000
376	Drug Free America Foundation - Substance Abuse Prevention Services (HB 4445)(Senate Form 1353)	100,000	-	100,000
376	Flagler Health - Behavioral Health Services (HB 9007)(Senate Form 2479)	1,770,000	-	1,770,000
376	Florida Alliance for Healthy Communities (HB 9141)(Senate Form 1940)	1,200,000	-	1,200,000
376	Fulfilling Lives Foundation - School Telehealth Services (Senate Form 2384)	250,000	-	250,000
376	Jewish Family Service - Mental Health First Aid Coalition (HB 4183)(Senate Form 1678)	100,000	-	100,000
376	John Hopkins All Children's Hospital - Pediatric Treatment Alternatives to Opioids (HB 4861)(Senate Form 2344)	850,000	-	850,000
376	LGBT+ Central Orlando - Mental Health Counseling (HB 4277)(Senate Form 1931)	40,000	-	40,000
376	Miami-Dade Homeless Trust - Residential Support Services (HB 4545)(Senate Form 1349)	250,000	-	250,000
376	NAMI Broward Reach and Teach for Mental Health (HB 4709)(Senate Form 1642)	150,000	-	150,000
376	Project Opioid - Florida Opioid Crisis Pilot (HB 4297) (Senate Form 1960)	200,000	-	200,000
376	River Region Human Services - Outpatient Behavioral Health Services (HB 4049)(Senate Form 2340)	250,000	-	250,000
376	South Florida Behavioral Network - Miami Center for Mental Health and Recovery (HB 4549)(Senate Form 1203)	4,000,000	-	4,000,000
376	Starting Point Behavioral Healthcare - Helping Others Promote Empathy Program (HB 2331)(Senate Form 1661)	350,000	-	350,000
376	The Salvation Army of Sarasota - Community Addiction Recovery Program (HB 2417)(Senate Form 1099)	250,000	-	250,000
376	Trilogy Network of Care Software Solution (HB 3929)(Senate Form 1938)	100,000	-	100,000
376	Veterans Alternative Retreat (HB 4409)(Senate Form 1868)	100,000	-	100,000
376	Whole Child Leon - Telehealth Services (HB 3575)(Senate Form 1470)	50,000	-	50,000
376	Youth Crisis Center - Touchstone Village (HB 4913)(Senate Form 1017)	200,000	-	200,000
376	211 Palm Beach Treasure Coast - South Florida Suicide Prevention and Crisis Intervention (HB 4195)(Senate Form 2316)	250,000	-	250,000
383 A	Village South for Facility Improvements at the Women and Children's Campus (HB 4659)	100,000	-	100,000
383 B	Guidance Care Center (HB 4205)(Senate Form 1170)	300,000	-	300,000
400	Clay County Senior Services of Aging True (Senate Form 2535)	40,000	-	40,000
400	Little Havana Activity Center Adult Care (HB 3701) (Senate Form 2265)	250,000	-	250,000
400	Little Havana Activity Center Meals Program (HB 3703) (Senate Form 2266)	154,500	-	154,500
400	Little Havana Activity Center Respite Services (HB 3705) (Senate Form 2267)	154,500	-	154,500
400	New Horizons Better Being Senior Program (HB 3943) (Senate Form 1340)	450,000	-	450,000
406 A	Easter Seals of South Florida (HB 2357) (Senate Form 1347)	500,000	-	500,000
406 B	CARES One Stop Senior Center in Dade City (Senate Form 1904)	750,000	-	750,000
406 B	City of Hialeah Gardens - Therapy Pool for the Physically Challenged (HB 4493) (Senate Form 2068)	400,000	-	400,000
406 B	Clay County Senior Services of Aging True (Senate Form 2535)	110,000	-	110,000
445	Hospital Readmission Reduction/Diversion (HB 4477) (Senate Form 2305)	2,000,000	-	2,000,000
451	Bright Expectations	-	250,000	250,000



## Vetoed Appropriations Fiscal Year 2020-21

Line #	Title	General Revenue	Trust Fund	Total
452	Nova Southeastern University - Veterans Access Clinic (HB 3733) (Senate Form 1062)	3,500,000	-	3,500,000
452	Agape Community Health Center- Mobile Dental Unit (HB 2889) (Senate Form 1215)	750,000	-	750,000
452	City of Homestead: Breast Cancer Screening (HB 9101) (Senate Form 1358)	500,000	-	500,000
452	Heart of Florida United Way Orlando United Assistance Center (Heart of FL Pulse) (HB 9095)	50,000	-	50,000
452	Andrews Regenerative Medicine Center (HB 2275) (Senate Form 1395)	500,000	-	500,000
452	Broward Community and Family Health Centers Cervical Cancer Prevention and Detection (HB 3869) (Senate Form 1254)	246,732	-	246,732
452	Diabetes Research Institute Foundation - Cellular Research to Cure Diabetes (HB 3967) (Senate Form 1882)	150,000	-	150,000
458 A	Scripps Research Institute (HB 4373) (Senate Form 1629)	500,000	-	500,000
467 A	YMCA of Florida's First Coast for the Immokalee Unique Abilities Center (HB 3989) (Senate Form 2448)	500,000	-	500,000
467 A	Focused Ultrasound Neurological Research Institute (HB 4349) (Senate Form 2478)	500,000	-	500,000
476	Live Like Bella Childhood Cancer Foundation (HB 2271) (Senate Form 1635)	750,000	-	750,000
476	Broward County HIV Test and Treat Program (HB 3957) (Senate Form 1009)	800,000	-	800,000
509	James Patrick Memorial Work Incentive Personal Attendant Services and Employment Assistance Program	500,000	-	500,000
509	Baptist Health Research Institute Familial Screening for Brain Aneurysms (HB 2897) (Senate Form 1654)	250,000	-	250,000
526	Maternal Fetal Medicine (HB 4479) (Senate Form 2112)	700,000	-	700,000
526	Fetal Alcohol Spectrum Disorder Program (Senate Form 1962)	250,000	-	250,000
529	PanCare School Telehealth (HB 4791) (Senate Form 2197)	149,628	-	149,628
542 A	Florida Chiropractic Society Drug Free Alternatives for Pain Treatment (HB 4285) (Senate Form 2494)	115,000	-	115,000
577 A	Northwest Florida State College Service Dogs for Veterans (HB 4379) (Senate Form 2219)	50,000	-	50,000
577 A	Trilogy Integrated Resources - Network of Care for Veteran and Military Service Members (HB 3135) (Senate Form 2076)	135,000	-	135,000
577 A	The Transition House, Inc. - Homeless Veterans Program (HB 4301) (Senate Form 2064)	200,000	-	200,000
577 A	Northeast Florida Fire Watch (HB 2703) (Senate Form 1656)	250,000	-	250,000
577 A	Vietnam Veterans 50 Year Commemorative Book (HB 2763) (Senate Form 1011)	100,000	-	100,000
577 A	Women Veterans Ignited - Northeast Women Veterans, Inc. (HB 3603) (Senate Form 1214)	389,450	-	389,450
579 A	McCormick Research Institute - Veterans Service Center (HB 3853) (Senate Form 2082)	100,000	-	100,000
579 A	K9 Partners for Patriots (HB 4427) (Senate Form 1179)	400,000	-	400,000
586 A	Special Categories - Transfer To Office Of Program Policy Analysis And Government Accountability For Doc Facilities Master Plan	-	2,000,000	2,000,000
694	Infectious Disease Drug Treatment	28,000,000	-	28,000,000
719	Residential Substance Abuse Treatment Services for Community Supervision - Alachua, Bradford, Clay	1,000,000	-	1,000,000
1178	Retention Bonus Plan for DJJ Contracted Direct Care Staff (HB 3091) (Senate Form 2552)	2,000,000	-	2,000,000
1196	City of West Park Youth Crime Prevention (HB 4399) (Senate Form 1387)	200,000	-	200,000
1196	Duval Leaders of Tomorrow (HB 3847) (Senate Form 2473)	100,000	-	100,000
1196	Oak Street Home II - Female Delinquency Prevention Program (HB 3327) (Senate Form 1723)	250,000	-	250,000
1196	Prodigy Cultural Arts Program (HB 4411)	250,000	-	250,000

## Vetoed Appropriations Fiscal Year 2020-21

Line #	Title	General Revenue	Trust Fund	Total
1196	Children of Inmates: Careers Over Crime (HB 3793) (Senate Form 2334)	-	125,000	125,000
1196	Filter Family Solutions (HB 3923) (Senate Form 1413)	-	50,000	50,000
1203 A	Boys & Girls Clubs of Northeast Florida - Camp Deep Pond (HB 2579) (Senate Form 1696)	750,000	-	750,000
1203 A	Pace Center for Girls Program - Building (HB 3925) (Senate Form 1875)	3,500,000	-	3,500,000
1203 A	Filter Family Solutions (HB 3923) (Senate Form 1413)	-	200,000	200,000
1203 A	Youth and Family Alternatives - Collaborative Case Management Facility (HB 4419) (Senate Form 1718)	-	200,000	200,000
1203 B	Grants And Aids To Local Governments And Nonstate Entities - Fixed Capital Outlay - Children In Need Of Services/Families In Need Of Services Shelters	-	250,000	250,000
1223 A	Grants And Aids To Local Governments And Nonstate Entities - Fixed Capital Outlay - Liberty County Jail Improvements	250,000	-	250,000
1260	Special Categories - Grants And Aids - A Child Is Missing Program	232,461	-	232,461
1261	Broward County Sheriff's Office - Cold Cases and Property Crime Backlog Reduction (HB 4647) (Senate Form 1975)	250,000	-	250,000
1261	Broward County Sheriff's Office Real-Time Crime Center Expansion (HB 4643) (Senate Form 1974)	500,000	-	500,000
1261	City of Cape Coral - Real-Time Crime Center (HB 9059) (Senate Form 1615)	250,000	-	250,000
1261	Hillsborough County Sheriff's Office Explosive Ordnance Disposal (EOD) Team - Response Vehicle (HB 2143)	546,250	-	546,250
1261	Jacksonville Pre-Trial Release Pilot Program (HB 4307)	500,000	-	500,000
1261	Pinellas County Sheriff's Office - Eckerd College Search & Rescue (EC-SAR) Program (HB 4723) (Senate Form 2346)	250,000	-	250,000
1261	Resources In Community Hope (RICH) House (HB 2257) (Senate Form 2169)	150,000	-	150,000
1261	Tampa Police Department Bomb Squad Response Vehicle (HB 4505) (Senate Form 1152)	250,000	-	250,000
1316	End Human Trafficking, Inc. (HB 3743) (Senate Form 1408)	250,000	-	250,000
1318	The Florida Council on the Social Status of Black Men and Boys (Senate Form 2560)	150,000	-	150,000
1332	Floridians for Puerto Rico, Inc. (Senate Form 2502)	1,150,000	-	1,150,000
1332	Legal Center of Florida P.A. (Senate Form 2503)	1,385,000	-	1,385,000
1370 A	Special Categories - Acquisition Of Motor Vehicles	-	600,000	600,000
1384	Fostering Success Pilot Project	150,000	-	150,000
1388	Fostering Success Pilot Project	100,000	-	100,000
1391 A	Fixed Capital Outlay - Repairs And Improvements - Shaw Building Winterhaven	-	250,000	250,000
1422 A	Special Categories - Aircraft Purchase	-	671,000	671,000
1450	Agricultural Plastic Recycling Market Development Initiative (HB 4109) (Senate Form 1585)	200,000	-	200,000
1477	Cattle Enhancement Board, Inc.	750,000	-	750,000
1477	2021 Miami International Agriculture, Horse and Cattle Show (HB 3669) (Senate Form 1119)	98,850	-	98,850
1483 B	Grants And Aids To Local Governments And Nonstate Entities - Fixed Capital Outlay - Florida Horse Park	500,000	-	500,000
1483 C	Arcadia Rodeo Multi-Functional Facility (HB 3217) (Senate Form 1739)	200,000	-	200,000
1483 C	Bradford County Fair Association	500,000	-	500,000
1483 C	Clay County Board of County Commissioners Fairground Renovations & Improvements	500,000	-	500,000
1483 C	Hernando County Fair Association	424,065	-	424,065
1483 C	Martin County Fair Association Agriplex & Fairgrounds (HB 2175)	200,000	-	200,000
1483 C	Northeast Florida Fair Association	250,000	-	250,000
1483 C	Putnam County Fair Association	750,000	-	750,000

## Vetoed Appropriations Fiscal Year 2020-21

Line #	Title	General Revenue	Trust Fund	Total
1483 C	South Florida Fairgrounds Multi-Purpose Exhibition Building (HB 3665) (Senate Form 1625)	250,000	-	250,000
1483 C	Suwannee County Board of County Commissioners Agricultural Complex & Colloseum	500,000	-	500,000
1492 A	Grants And Aids To Local Governments And Nonstate Entities - Fixed Capital Outlay - Bascom Farms	1,800,000	-	1,800,000
1512	Laurel Wilt Mitigation Program (HB 3269) (Senate Form 1638)	150,000	-	150,000
1512	Apiculture Diagnostics Pilot Program (HB 3215) (Senate Form 2127)	280,000	-	280,000
1524	North Miami Food Pantry (HB 3437) (Senate Form 2283)	100,000	-	100,000
1524	Jewish Federation of Sarasota-Manatee Sustainable Space Garden (HB 2095) (Senate Form 1232)	300,000	-	300,000
1627 A	Coastal Mitigation and Sand Retention Pilot (HB 9251) (Senate Form 2551)	200,000	-	200,000
1627 A	Key Biscayne Sargassum Removal (HB 3889) (Senate Form 1554)	200,000	-	200,000
1627 A	White Springs Water Treatment & Distribution (HB 4105) (Senate Form 1802)	150,000	-	150,000
1635 A	Apalachicola Inflow and Infiltration Study (HB 2999) (Senate Form 1432)	100,000	-	100,000
1635 A	Atlantic Beach Aquatic Gardens/Hopkins Creek Flood Mitigation Phase 2 (HB 2715) (Senate Form 2065)	500,000	-	500,000
1635 A	Aventura Curbing of Swale Flooding on Country Club Drive (HB 2875) (Senate Form 1136)	250,000	-	250,000
1635 A	Bal Harbour Village Stormwater System Improvement (HB 2877) (Senate Form 1114)	425,000	-	425,000
1635 A	Bay County Wastewater Facilities - Hurricane Michael (HB 4785) (Senate Form 2192)	950,000	-	950,000
1635 A	Boca Raton 20-inch Critical Wastewater Force Main Resiliency Project Replacement/Redundancy (HB 2451) (Senate Form 1488)	200,000	-	200,000
1635 A	Bowling Green Inflow of Rain Water (HB 4075) (Senate Form 2011)	100,000	-	100,000
1635 A	Brooksville Lamar Drinking Water Plant (HB 3505) (Senate Form 1861)	400,000	-	400,000
1635 A	Charlotte County Countryman Ackerman Septic-to-Sewer (HB 4315) (Senate Form 1236)	1,000,000	-	1,000,000
1635 A	Cinco Bayou Glenwood Park Stormwater Improvements (HB 3207) (Senate Form 2216)	100,000	-	100,000
1635 A	Clay County Utility Authority Saratoga Springs Water Treatment Plant (HB 4953) (Senate Form 2520)	1,500,000	-	1,500,000
1635 A	Coconut Creek Hillsboro Water Storage Tank Rehabilitation (HB 3187) (Senate Form 1537)	100,000	-	100,000
1635 A	Collier County Cocohatchee River Critical Dredge Project (HB 4829) (Senate Form 1042)	100,000	-	100,000
1635 A	Collier County Golden Gate City Outfall Restoration Project Phase 1 (HB 3369) (Senate Form 1040)	100,000	-	100,000
1635 A	Coral Gables Canal Dredging (HB 2633) (Senate Form 1263)	300,000	-	300,000
1635 A	Coral Gables Comprehensive Inflow and Infiltration Program (HB 3035) (Senate Form 2499)	100,000	-	100,000
1635 A	Cutler Bay Wetland Restoration Project (HB 3757) (Senate Form 1559)	100,000	-	100,000
1635 A	Dania Beach NW/SW 1 Avenue Water Infrastructure Revitalization (HB 3333) (Senate Form 1720)	250,000	-	250,000
1635 A	Daytona Beach Flood Mitigation Project (HB 3579) (Senate Form 2059)	200,000	-	200,000
1635 A	DeFuniak Springs CR 280B Water and Sewer Expansion (HB 9257) (Senate Form 2156)	500,000	-	500,000
1635 A	Doral Stormwater Improvements NW 89 PI (25-20 St.) (HB 3205) (Senate Form 1334)	100,000	-	100,000
1635 A	Doral Stormwater Master Plan Update (HB 3447) (Senate Form 1268)	170,000	-	170,000
1635 A	EI Portal Little River Septic to Sewer NE 2nd Avenue Commercial (HB 3441) (Senate Form 1490)	500,000	-	500,000
1635 A	Flagler Beach Wastewater Treatment Plant Improvements (HB 2269) (Senate Form 2040)	900,000	-	900,000
1635 A	Flagler County West Flooding and Environmental Mitigation Water Control Project Phase I (HB 4979) (Senate Form 2559)	200,000	-	200,000

## Vetoed Appropriations Fiscal Year 2020-21

Line #	Title	General Revenue	Trust Fund	Total
1635 A	Florida Keys Aqueduct Authority Stock Island Reverse Osmosis Plant (HB 2361) (Senate Form 1346)	500,000	-	500,000
1635 A	Fort Lauderdale Dorsey-Riverbend Stormwater Improvements (HB 2569) (Senate Form 1071)	250,000	-	250,000
1635 A	Fort Myers Beach Estero Boulevard Water Improvements (HB 9051) (Senate Form 1689)	200,000	-	200,000
1635 A	Fort White Water Supply Project (HB 2605) (Senate Form 2483)	2,805,610	-	2,805,610
1635 A	Golden Beach Center Island Phase 2 Storm Pump Station (HB 2391) (Senate Form 1492)	500,000	-	500,000
1635 A	Greenacres Swain Blvd Sewer Extension (HB 3663) (Senate Form 1244)	225,000	-	225,000
1635 A	Holmes Beach Flood Prevention Improvements (HB 3835) (Senate Form 1813)	2,000,000	-	2,000,000
1635 A	Homestead Automatic Flushing System (HB 3165) (Senate Form 2538)	150,000	-	150,000
1635 A	Hypoluxo Septic to Sewer Conversion (HB 2411)	200,000	-	200,000
1635 A	Indian Trail Improvement District M-0 Outfall Canal Gate (HB 2575) (Senate Form 2276)	200,000	-	200,000
1635 A	Inglis Sub-Regional Wastewater System (HB 3769) (Senate Form 1105)	200,000	-	200,000
1635 A	Jupiter Pennock Industrial Park Stormwater Improvements (HB 2129)	150,000	-	150,000
1635 A	Jupiter Seminole Avenue Stormwater Basin Improvements (HB 2133)	250,000	-	250,000
1635 A	Jupiter Sims Creek Preserve Hydrologic Restoration (HB 2131)	150,000	-	150,000
1635 A	Lake Clarke Shores - Septic to Sewer Design Project (HB 2211) (Senate Form 1111)	236,177	-	236,177
1635 A	Lake Seminole Submerged Aquatic Vegetation Renourishment (Senate Form 2077)	992,278	-	992,278
1635 A	Largo Keene Park Sanitary Sewer Improvements (HB 3237) (Senate Form 1772)	90,000	-	90,000
1635 A	Lauderdale-By-The-Sea Septic to Sewer (HB 2645) (Senate Form 1649)	250,000	-	250,000
1635 A	Lauderhill Southeast Water Service Project (HB 3477) (Senate Form 1295)	500,000	-	500,000
1635 A	Loxahatchee Groves Canal System Rehabilitation (HB 4097) (Senate Form 2249)	150,000	-	150,000
1635 A	Macclenny Water Treatment Plant II Upgrades and 12-inch Water Main Extension (HB 3745) (Senate Form 2492)	200,000	-	200,000
1635 A	Manatee County Water Quality Improvement with Native Oysters and Clams (HB 3829) (Senate Form 1173)	950,000	-	950,000
1635 A	Margate Water Treatment Plant Improvements (HB 3211) (Senate Form 1529)	150,000	-	150,000
1635 A	Martin County Cypress Creek Floodplain Restoration Project (HB 2195) (Senate Form 2497)	100,000	-	100,000
1635 A	Medley Tobie Wilson Multiuse Community Center Water Quality Improvements and Bulkhead Replacement (HB 3365) (Senate Form 1519)	100,000	-	100,000
1635 A	Miami Beach 75th Street Booster Station (HB 2537) (Senate Form 1112)	200,000	-	200,000
1635 A	Miami Gardens NW 159 Street Drainage Improvement Project (HB 3405) (Senate Form 1247)	20,000	-	20,000
1635 A	Miami Gardens NW 195 Street and NW 12 Ave Stormwater Drainage Improvement (HB 3407) (Senate Form 1248)	30,000	-	30,000
1635 A	Miami Lakes Loch Lomond Drainage Improvements Project (HB 3553) (Senate Form 1065)	1,000,000	-	1,000,000
1635 A	Miami Lakes Royal Oaks Drainage Improvements Project (HB 3389) (Senate Form 1064)	1,000,000	-	1,000,000
1635 A	Miami Shores Village Shores Estates Drain Water System (HB 3443) (Senate Form 1681)	100,000	-	100,000
1635 A	Miami Springs East Drive Stormwater and Road Improvement (HB 3383) (Senate Form 1204)	800,000	-	800,000

## Vetoed Appropriations Fiscal Year 2020-21

Line #	Title	General Revenue	Trust Fund	Total
1635 A	Milton North Santa Rosa Regional Water Reclamation Facility (HB 2923) (Senate Form 1393)	500,000	-	500,000
1635 A	Naples Design of Phase 2 - Naples Bay Red Tide Septic Tank Mitigation Program (HB 4835) (Senate Form 1039)	1,100,000	-	1,100,000
1635 A	Nassau County American Beach Well and Septic Phase Out (HB 2215) (Senate Form 1367)	900,000	-	900,000
1635 A	New Port Richey 2019 Beach Street Stormwater Drainage Improvements (HB 4423) (Senate Form 1147)	200,000	-	200,000
1635 A	New Smyrna Beach Septic to Sewer Feasibility Study (HB 2637)	125,000	-	125,000
1635 A	Newberry State Road 26 Water & Wastewater Infrastructure (HB 2691) (Senate Form 2236)	200,000	-	200,000
1635 A	North Lauderdale SW 13th Street Drainage Improvements (HB 2901) (Senate Form 1290)	100,000	-	100,000
1635 A	North Miami Beach Corona del Mar Phase II Sewer System (HB 2881) (Senate Form 1269)	225,000	-	225,000
1635 A	North Miami Septic to Sewer Conversions (HB 3439) (Senate Form 2282)	200,000	-	200,000
1635 A	North Port Warm Mineral Springs Water and Sewer Utilities (HB 2791) (Senate Form 2579)	300,000	-	300,000
1635 A	Oak Hill Septic to Sewer Retrofit Area 2A (HB 3229) (Senate Form 1703)	200,000	-	200,000
1635 A	Okaloosa County Overbrook Area Flooding (HB 3109) (Senate Form 2413)	375,000	-	375,000
1635 A	Osceola County Lake Toho Water Restoration Diversion Wall Design and Construction (HB 3865) (Senate Form 2325)	300,000	-	300,000
1635 A	Palm Beach County-Lake Worth Lagoon Monitoring Program (HB 2407) (Senate Form 1066)	500,000	-	500,000
1635 A	Palm Beach County-Singer Island Submerged Lands Acquisition (HB 2403)	150,000	-	150,000
1635 A	Palmetto Bay Sub-Basin 61 Construction (HB 3461) (Senate Form 2022)	100,000	-	100,000
1635 A	Panama City Millville Waste Water Treatment Plant Relocation Assessment (HB 4771) (Senate Form 2196)	500,000	-	500,000
1635 A	Panama City Remove and Relocate Sanitary Sewer Line from St. Andrews Bay (HB 4767) (Senate Form 2195)	600,000	-	600,000
1635 A	Parkland Stormwater Quality Improvement Project (HB 2125) (Senate Form 1130)	100,000	-	100,000
1635 A	Pasco County Handcart Road Water and Wastewater (HB 2035) (Senate Form 1857)	5,750,000	-	5,750,000
1635 A	Pasco County Mitchell Ranch Road Drainage Improvement SW 848 (HB 2591) (Senate Form 1427)	100,000	-	100,000
1635 A	Pasco County Quail Hollow Blvd. South (SW-530) (HB 3181) (Senate Form 2275)	850,000	-	850,000
1635 A	Pembroke Park John P. Lyons Lane Stormwater Pumping Station (HB 4017) (Senate Form 1092)	100,000	-	100,000
1635 A	Penney Farms Potable Water Update for Deteriorating Pipeline (HB 4947) (Senate Form 1108)	100,000	-	100,000
1635 A	Pinecrest Stormwater Improvements (HB 3807) (Senate Form 1556)	150,000	-	150,000
1635 A	Pinellas Park Orchid Lake Improvements Phase II (HB 2233) (Senate Form 2463)	270,000	-	270,000
1635 A	Plant City McIntosh Park Integrated Water Master Plan (HB 4729) (Senate Form 2028)	500,000	-	500,000
1635 A	Polk Regional Water Cooperative Heartland Headwaters	500,000	-	500,000
1635 A	Ponce Inlet Ponce De Leon Circle Septic to Sewer (HB 2583) (Senate Form 1701)	125,000	-	125,000
1635 A	Port Orange Howes Street Drainage Improvements (HB 2383) (Senate Form 1702)	250,000	-	250,000
1635 A	Port St. Joe First Street Sewer Lift Station (HB 3005) (Senate Form 1541)	100,000	-	100,000
1635 A	Punta Gorda Boca Grande Area Water Quality Improvements (HB 4317) (Senate Form 1743)	100,000	-	100,000

## Vetoed Appropriations Fiscal Year 2020-21

Line #	Title	General Revenue	Trust Fund	Total
1635 A	Riviera Beach Utilities Special District Intracoastal Critical Water Main Replacement (HB 4003) (Senate Form 1713)	200,000	-	200,000
1635 A	Santa Rosa County Santa Monica Street Paving (HB 3337) (Senate Form 2161)	100,000	-	100,000
1635 A	Sarasota County Bee Ridge Water Reclamation Facility Recharge Wells (HB 2509) (Senate Form 1101)	100,000	-	100,000
1635 A	Sopchoppy Waterline Replacement (HB 2983) (Senate Form 1460)	200,000	-	200,000
1635 A	South Indian River Water Control District Section 7 Drainage Improvement Project (HB 2139)	150,000	-	150,000
1635 A	Southwest Ranches Basin S9/S10 Drainage Improvement Project (HB 3177) (Senate Form 1483)	100,000	-	100,000
1635 A	St. Augustine West Augustine Septic to Sewer 2020 (HB 2675) (Senate Form 2440)	450,000	-	450,000
1635 A	St. Pete Beach Sanitary Sewer Capacity Improvement (HB 2421) (Senate Form 1050)	1,000,000	-	1,000,000
1635 A	Sunny Isles Beach Golden Shores Pump Station (HB 2555) (Senate Form 1137)	100,000	-	100,000
1635 A	Sunrise - Convert Effluent Main to Water Reuse Distribution (HB 2843) (Senate Form 1485)	150,000	-	150,000
1635 A	Surfside Abbott Avenue Drainage Improvements (HB 3875) (Senate Form 2400)	250,000	-	250,000
1635 A	Tamarac C-14 Canal Stormwater & Environmental Drainage Improvements (HB 4621) (Senate Form 1278)	250,000	-	250,000
1635 A	Tamarac Stormwater Culvert Headwalls Phase 7 (HB 3487) (Senate Form 2532)	400,000	-	400,000
1635 A	Tampa Anita Subdivision Drainage Improvements Phase II (HB 3113) (Senate Form 2421)	250,000	-	250,000
1635 A	Tampa Bay Water Cypress Bridge Wellfield Improvements (HB 9167) (Senate Form 2173)	250,000	-	250,000
1635 A	Tampa Wastewater Lateral Lining Project (HB 3325) (Senate Form 2026)	250,000	-	250,000
1635 A	Tarpon Springs Anclote River Extended Turning Basin Dredge (HB 3121) (Senate Form 1503)	812,100	-	812,100
1635 A	Temple Terrace Golf and Country Club Water Conservation Project (HB 9175) (Senate Form 2465)	958,000	-	958,000
1635 A	Venice New Water Booster Station and System Improvements Including Emergency Interconnect (HB 2363) (Senate Form 1096)	200,000	-	200,000
1635 A	Virginia Gardens 37 Street Stormwater Improvements (HB 3751) (Senate Form 1521)	510,000	-	510,000
1635 A	Virginia Gardens 62 Ave & 40 Terr Stormwater/ADA Improvements (HB 3401) (Senate Form 1154)	580,000	-	580,000
1635 A	Volusia County Ariel Canal Water Quality Improvements (HB 2381) (Senate Form 2056)	500,000	-	500,000
1635 A	Wellington Wetlands Reuse Project (HB 2371) (Senate Form 1132)	220,000	-	220,000
1635 A	West Miami Potable Water System Improvements Phase II (HB 3387) (Senate Form 2471)	500,000	-	500,000
1635 A	West Palm Beach SCADA Cybersecurity Technology Upgrades (HB 4007) (Senate Form 1710)	250,000	-	250,000
1638 A	Grants And Aids To Local Governments And Nonstate Entities - Fixed Capital Outlay - Grants And Aids - Florida Keys Area Of Critical State Concern	4,000,000	6,000,000	10,000,000
1639	Sand and Grit Wastewater (HB 2747) (Senate Form 1472)	-	2,000,000	2,000,000
1669 A	Special Categories - Grants And Aids - Contracted Services	500,000	-	500,000
1676 A	Grants And Aids To Local Governments And Nonstate Entities - Fixed Capital Outlay - Grants And Aids - Madeira Beach Sand Groin Refurbishment	250,000	-	250,000
1676 B	Grants And Aids To Local Governments And Nonstate Entities - Fixed Capital Outlay - Grants And Aids - Fernandina Beach Dune Stabilization Project	500,000	-	500,000

## Vetoed Appropriations Fiscal Year 2020-21

Line #	Title	General Revenue	Trust Fund	Total
1676 C	Grants And Aids To Local Governments And Nonstate Entities - Fixed Capital Outlay - Grants And Aids - St. Johns County Ponte Vedra Beach North Beach And Dune Restoration	3,000,000	-	3,000,000
1703 A	Grants And Aids To Local Governments And Nonstate Entities - Fixed Capital Outlay - Grants And Aids - Key West Glass Crusher	300,000	-	300,000
1729 A	Coral Springs Parks & Recreation Security Initiatives (HB 3191) (Senate Form 1795)	100,000	-	100,000
1729 A	Deering Estate Foundation's Field Study Research Center Phase 2 (HB 2627) (Senate Form 1068)	600,000	-	600,000
1729 A	Green Cove Springs Public Safety and River Access Project (HB 4949) (Senate Form 2442)	300,000	-	300,000
1729 A	Gulfport Linear Breakwater Park Project (HB 4087) (Senate Form 1421)	250,000	-	250,000
1729 A	Historic Fort Meade Peace River Park Outpost (HB 2127) (Senate Form 1741)	250,000	-	250,000
1729 A	Lake County Lake Apopka Ferndale Preserve (HB 3565) (Senate Form 1088)	500,000	-	500,000
1729 A	Lakeland's Seven Wetlands Educational Center (HB 2467) (Senate Form 1742)	400,000	-	400,000
1729 A	Mangonia Park Addie L. Green Park Improvements (HB 3395) (Senate Form 1623)	250,000	-	250,000
1729 A	Pahokee King Memorial Park Improvements (HB 2029) (Senate Form 2293)	235,000	-	235,000
1729 A	Plantation - Special Needs Playground Equipment (HB 2153) (Senate Form 1719)	250,000	-	250,000
1729 A	Royal Palm Beach Commons Park All-Access Playground (HB 3125) (Senate Form 2090)	250,000	-	250,000
1729 A	Seminole County Lake Monroe Trail Loop (HB 3063) (Senate Form 1952)	450,000	-	450,000
1729 A	Sunrise Bicycle & Pedestrian Greenways and Trails Master Plan Update (HB 4619) (Senate Form 1482)	100,000	-	100,000
1729 A	Tamarac ADA Compatible Caporella Park Enhancements (HB 2787) (Senate Form 1277)	400,000	-	400,000
1729 A	Taylor County Southside Park Renovation (HB 2949) (Senate Form 1553)	50,000	-	50,000
1729 A	Town of Jay - Bray Hendricks Park Master Plan (HB 2931) (Senate Form 1609)	300,000	-	300,000
1729 A	West Inverness City Trail and Withlacoochee State Trail Connector (HB 3467)	200,000	-	200,000
1738	Longboat Key Assessment of Sea Level Rise and Recurring Storm Flooding Phase 3 and 4 (HB 3827) (Senate Form 2572)	142,000	-	142,000
1774 A	Special Categories - Acquisition Of Motor Vehicles	-	60,594	60,594
1809 A	Fixed Capital Outlay - Derelict Vessel Removal Program	-	1,748,400	1,748,400
1817 A	Special Categories - Acquisition Of Motor Vehicles	-	26,932	26,932
1817 B	Special Categories - Acquisition And Replacement Of Boats, Motors, And Trailers	-	40,570	40,570
1837	Seminole County Discounted Bear-Resistant Refuse Containers (HB 2367) (Senate Form 1951)	150,000	-	150,000
1837	Unmanned Aerial Vehicle Near Infrared Python Detection Camera (HB 3863) (Senate Form 2333)	400,000	-	400,000
1846	St. Lucie County Treasure Coast International Airport Scrub-Jay Habitat (HB 2253) (Senate Form 2130)	150,000	-	150,000
1846	Restoring Central Florida's Urban Wetland Corridor (HB 2265)	98,000	-	98,000
1859 A	Special Categories - Acquisition Of Motor Vehicles	-	192,000	192,000
1891	Smithsonian Marine Research Station - Research Lab	-	93,600	93,600
1891	Smithsonian Marine Research Station - Outreach and Education	-	60,000	60,000
1905	Fixed Capital Outlay - Fish And Wildlife Research Institute Facility Repairs	1,793,078	-	1,793,078
1905 A	Grants And Aids To Local Governments And Nonstate Entities - Fixed Capital Outlay - Zoo Miami	200,000	-	200,000

## Vetoed Appropriations Fiscal Year 2020-21

Line #	Title	General Revenue	Trust Fund	Total
1905 C	Grants And Aids To Local Governments And Nonstate Entities - Fixed Capital Outlay - Zootampa	500,000	-	500,000
1906 A	Grants And Aids To Local Governments And Nonstate Entities - Fixed Capital Outlay - Grants And Aids - Florida Aquarium - Expansion Of Threatened Coral Archive And Reproduction	500,000	-	500,000
1915	Advantage Ride Pilot Program	-	1,500,000	1,500,000
1922	Seaport Security Grant Program	-	2,000,000	2,000,000
1958 A	Land O' Lakes US 41 Landscape Rehabilitation (HB 2023)	-	850,000	850,000
1958 A	Highland Beach Crosswalks (HB 2185) (Senate Form 1384)	-	201,523	201,523
1958 A	North Bay Village - Sidewalk/ADA Upgrades (HB 2461) (Senate Form 1419)	-	206,250	206,250
1958 A	Tampa Bay Area Regional Transit Authority Operations (HB 2483) (Senate Form 1937)	-	1,500,000	1,500,000
1958 A	Wilton Drive Streetscape Improvements (HB 2571) (Senate Form 2566)	-	750,000	750,000
1958 A	Pedestrian Crossing Installation (HB 2767) (Senate Form 1927)	-	750,000	750,000
1958 A	FECR Corridor Rail Safety Improvements (HB 2771) (Senate Form 1925)	-	750,000	750,000
1958 A	Charter School Safety Zone Improvements (HB 2773) (Senate Form 1928)	-	900,000	900,000
1958 A	North Miami Beach - NE 153 St/NE 21 Avenue ADA and Roadway Improvements (HB 2777) (Senate Form 1570)	-	350,000	350,000
1958 A	North Miami Beach - NE 35 Avenue Roadway Improvements Project (HB 2795) (Senate Form 1572)	-	500,000	500,000
1958 A	Underline Multi-Use Trail/Mobility Corridor (HB 2837) (Senate Form 1835)	-	1,500,000	1,500,000
1958 A	Miami Biscayne Baywalk (HB 2863) (Senate Form 1976)	-	2,000,000	2,000,000
1958 A	Sunny Isles Beach Pedestrian Park Bridge (HB 2871) (Senate Form 1420)	-	1,000,000	1,000,000
1958 A	Pea Ridge Connector (HB 2937) (Senate Form 2160)	-	750,000	750,000
1958 A	Mount Sinai Road Improvements (HB 3137) (Senate Form 1830)	-	1,000,000	1,000,000
1958 A	Southwest Ranches Safety Guardrail-Appaloosa Trail (HB 3173) (Senate Form 1821)	-	350,000	350,000
1958 A	SW 44th Avenue Extension Project - Ocala (HB 3257) (Senate Form 1915)	-	1,000,000	1,000,000
1958 A	Lois Avenue Complete Street Project- Tampa (HB 3413) (Senate Form 2025)	-	300,000	300,000
1958 A	Anderson Snow Road & Corporate Boulevard Improvements (HB 3499)	-	1,000,000	1,000,000
1958 A	Traffic Calming Horace Mann Middle School (HB 3635) (Senate Form 1840)	-	300,000	300,000
1958 A	Traffic Safety - Miami Shores Village (HB 3771) (Senate Form 2121)	-	300,000	300,000
1958 A	St. Cloud Seaplane Base (HB 3857) (Senate Form 2320)	-	375,000	375,000
1958 A	Mutter Road Connection (HB 3859) (Senate Form 2319)	-	1,000,000	1,000,000
1958 A	Miami Lakes East ADA Pedestrian Mobility Infrastructure Project (HB 3975) (Senate Form 1197)	-	500,000	500,000
1958 A	Pedestrian Safety on Collector Streets (HB 3977) (Senate Form 2088)	-	300,000	300,000
1958 A	Loxahatchee Groves North Road Equestrian/Multi-Use Trail (HB 4095) (Senate Form 2246)	-	47,500	47,500
1958 A	Town of Loxahatchee Groves Southern D Road Improvements (HB 4099) (Senate Form 2247)	-	768,863	768,863
1958 A	Neighborhood Traffic Calming Plan - Phase I (HB 4401) (Senate Form 2475)	-	300,000	300,000
1958 A	Pembroke Road Extension - Pembroke Pines (HB 4435) (Senate Form 2074)	-	900,000	900,000
1958 A	Washington County Twin Pond Road Paving Project (HB 4663) (Senate Form 2230)	-	350,000	350,000
1958 A	Autonomous Transit AV Technology, Workforce and Economic Opportunity (HB 4713) (Senate Form 2126)	-	1,000,000	1,000,000



## Vetoed Appropriations Fiscal Year 2020-21

Line #	Title	General Revenue	Trust Fund	Total
1958 A	Historic Infrastructure Restoration and Downtown Redevelopment Plan (HB 4907) (Senate Form 2453)	-	850,000	850,000
1958 A	Keystone Heights Traffic Signal Upgrade (HB 4933)	-	1,000,000	1,000,000
1958 A	Burnt Store Road South Segment (HB 9013)(Senate Form 2078)	-	1,000,000	1,000,000
1958 A	Space Maritime Access Feasibility Study (HB 9237)	-	300,000	300,000
1958 A	Goodland Drive Rehabilitation Project - Collier (HB 4839) (Senate Form 1024)	-	1,000,000	1,000,000
1958 A	Green Mountain Connector - Lake (HB 2009) (Senate Form 1079)	-	750,000	750,000
1958 A	Boynton Beach Town Square Enhanced Pedestrian Crossing (HB 2495) (Senate Form 1547)	-	75,000	75,000
1958 A	Charlie Johns Street Traffic Signal - Blountstown (HB 2965) (Senate Form 1607)	-	325,000	325,000
1958 A	Deltona - Normandy Blvd at Providence Intersection Improvements (HB 3159) (Senate Form 1705)	-	500,000	500,000
1958 A	Glades Communities Street Resurfacing and Reconstruction (HB 4089) (Senate Form 1829)	-	500,000	500,000
1958 A	The Bluffs Entrance/Transportation Upgrades - Escambia (HB 2557) (Senate Form 1838)	-	750,000	750,000
1958 A	Miami-Opa Locka Executive Airport Infrastructure Improvements (HB 3731) (Senate Form 1900)	-	1,000,000	1,000,000
1958 A	City of Apopka Harmon Road Extension (HB 2699) (Senate Form 1963)	-	500,000	500,000
1958 A	Hillsborough County Veterans' Lake Trail (HB 2867) (Senate Form 2058)	-	1,000,000	1,000,000
1958 A	City of Pembroke Pines Senior Transportation Program (HB 3175) (Senate Form 2067)	-	288,000	288,000
1958 A	City of DeFuniak Springs Airport Runway 9-27 Widening and Extension (HB 9259) (Senate Form 2225)	-	650,000	650,000
1958 A	Washington County - Crystal Lake Paving Improvements (Senate Form 2232)	-	850,000	850,000
1958 A	Hegener Drive Extension - Port St. Lucie (HB 4981) (Senate Form 2273)	-	2,256,759	2,256,759
1958 A	Keystone Airport Road Infrastructure - Bradford (HB 4931) (Senate Form 2504)	-	1,190,000	1,190,000
1958 A	McNab Road Streetscape Improvements Project (HB 3451) (Senate Form 2567)	-	500,000	500,000
1958 A	Rales Rides - Senior Transportation Program (HB 3927) (Senate Form 1383)	-	159,520	159,520
2234 A	Florida Ready to Work (Senate Form 1888)	750,000	-	750,000
2234 A	Culinary Workforce Training Program at Second Harvest Food Bank of Central Florida (HB 3881) (Senate Form 1964)	150,000	-	150,000
2234 A	Florida Goodwill Association (HB 4481) (Senate Form 2445)	3,000,000	-	3,000,000
2234 A	Cuban Studies Institute - Professional and Economic Counseling (HB 4491) (Senate Form 2545)	400,000	-	400,000
2234 B	Special Categories - Seaport Employment Training Grant Program	150,000	-	150,000
2272	Brevard Zoo Aquarium (HB 2489) (Senate Form 1884)	500,000	-	500,000
2272	Casa Familia Village Phase II (HB 3157) (Senate Form 2468)	425,000	-	425,000
2272	Old Dillard Foundation - Capacity Building Project (HB 3589) (Senate Form 1818)	100,000	-	100,000
2272	Victory Village Rehabilitation Project (HB 3855) (Senate Form 2329)	250,000	-	250,000
2272	Trout Lake Nature Center New Education Center (HB 4081) (Senate Form 1337)	500,000	-	500,000
2272	Jackson County - Consolidated Government Complex Design (HB 4675) (Senate Form 2259)	100,000	-	100,000
2272	Art in the Workplace - Broward (HB 2021) (Senate Form 1677)	10,000	-	10,000
2272	Discovery Learning Center Transportation Services - Pinellas (HB 4393) (Senate Form 2301)	175,000	-	175,000
2272	Tampa Hillsborough Homeless Initiative - Shared Housing (HB 4131) (Senate Form 2490)	200,000	-	200,000

## Vetoed Appropriations Fiscal Year 2020-21

Line #	Title	General Revenue	Trust Fund	Total
2279 A	City of West Park - Parks & Cultural Facilities Development (HB 4405) (Senate Form 1505)	250,000	-	250,000
2279 A	Bay Harbor Islands Government Center/Police Department ADA Retrofit and Renovation (HB 2387) (Senate Form 1842)	150,000	-	150,000
2279 A	Putnam County Animal Services Facility (Senate Form 1848)	250,000	-	250,000
2279 A	RJE Gymnasium Addition - Bradford (HB 4945) (Senate Form 1849)	319,000	-	319,000
2279 A	Sarah Vande Berg Tennis Center - Zephyrhills (HB 2299) (Senate Form 1873)	1,000,000	-	1,000,000
2279 A	Bergeron Rodeo Grounds Improvements - Davie (HB 3455) (Senate Form 1876)	100,000	-	100,000
2279 A	Crystal River Riverwalk Phase II (HB 3493) (Senate Form 1909)	200,000	-	200,000
2279 A	Windley Key & Key Heights Affordable Housing Project (HB 3709) (Senate Form 2086)	1,000,000	-	1,000,000
2279 A	City of Port St. Joe Splash Pad (HB 9129) (Senate Form 2270)	125,000	-	125,000
2279 A	Manatee County Palmetto Green Bridge Fishing Pier Replacement (HB 3831) (Senate Form 2443)	900,000	-	900,000
2279 A	Humane Society of Greater Miami - New Quarantine/Intake Building (HB 2073) (Senate Form 1164)	300,000	-	300,000
2279 A	Southern Youth Sports Association - Community Center Building (HB 2491) (Senate Form 2555)	300,000	-	300,000
2279 A	Key Colony Beach City Hall Complex Repair (HB 2729) (Senate Form 2087)	500,000	-	500,000
2279 A	Sports Nutrition Center and Maintenance Buildings - Bradenton (HB 3739) (Senate Form 1225)	500,000	-	500,000
2279 A	Surfside Turnkey Solar Power System (HB 4551) (Senate Form 2530)	200,000	-	200,000
2281	State Apartment Incentive Loan Program	250,000	-	250,000
2282	Special Categories - Grants And Aids - Housing Finance Corporation (Hfc) - State Housing Initiatives Partnership (Ship) Program	-	225,000,000	225,000,000
2288 A	Marine Research Hub (HB 3619) (Senate Form 2290)	500,000	-	500,000
2288 A	BRIDG Operations (HB 3891) (Senate Form 2179)	5,000,000	-	5,000,000
2288 A	eMerge Americas Technology Innovation Foundation of the Americas (TIFA) - Miami-Dade (HB 4135) (Senate Form 1707)	500,000	-	500,000
2288 A	FIRST Economic Development Incubator - Land O' Lakes (HB 2003) (Senate Form 1911)	750,000	-	750,000
2288 A	Income Tax Consulting & Preparation (HB 2115) (Senate Form 2043)	300,000	-	300,000
2288 A	Deltona Business Center (HB 2513) (Senate Form 2046)	125,000	-	125,000
2290 A	Special Categories - Security Infrastructure/Transportation	1,000,000	-	1,000,000
2298	Special Categories - Grants And Aids - Florida Job Growth Grant Fund	20,000,000	-	20,000,000
2326	Customer Relationship Management (CRM) Replacement	-	775,000	775,000
2413	Fixed Capital Outlay - State Fire College-Building Repair And Maintenance	-	875,000	875,000
2416 A	Charlotte County Firefighter Decontamination Equipment (HB 4313)	-	300,000	300,000
2416 A	Margate Front Line Rescue and Aerial Truck (HB 3251) (Senate Form 1816)	-	500,000	500,000
2416 A	Navarre Beach Pierce Saber Fire Pumper (HB 3527)	-	500,000	500,000
2416 A	Palm Beach County Fire Rescue Diesel Exhaust System Installation Project (HB 4041) (Senate Form 2376)	-	400,000	400,000
2416 A	Palm Beach County Fire Rescue Bunker Gear Contamination (HB 3873) (Senate Form 2375)	-	400,000	400,000
2416 A	Polk County - Rural Areas Fire Suppression Resiliency (HB 3435) (Senate Form 1764)	-	500,000	500,000
2416 A	Riviera Beach Firefighter Cancer Reduction Plan (HB 4641) (Senate Form 1708)	-	250,000	250,000
2416 A	North River Fire District Port Security Emergency Response Vessel (HB 4265) (Senate Form 2066)	80,000	-	80,000
2424 A	Apopka Fire Station (HB 2697) (Senate Form 1171)	-	750,000	750,000
2424 A	Central Florida Zoo & Botanical Gardens Fire Suppression (HB 3309) (Senate Form 1967)	-	225,000	225,000

## Vetoed Appropriations Fiscal Year 2020-21

Line #	Title	General Revenue	Trust Fund	Total
2424 A	Clay County Fire Rescue Station Building (HB 4937) (Senate Form 2451)	-	1,250,000	1,250,000
2424 A	Crestview Public Safety Training Facility (HB 2891) (Senate Form 2049)	-	500,000	500,000
2424 A	Holley-Navarre Fire District (HB 3291)	-	500,000	500,000
2424 A	Marco Island Regional Maritime, Fire, EMS Training and Operations Facility (HB 4825) (Senate Form 1055)	-	650,000	650,000
2424 A	Mount Dora Emergency Operations Center (HB 4083) (Senate Form 1978)	-	500,000	500,000
2424 A	Ocean City - Wright Fire Control District (HB 2349) (Senate Form 1402)	-	500,000	500,000
2424 A	Pompano Beach Fire Station 52 Replacement Project (HB 3789) (Senate Form 1300)	-	565,000	565,000
2424 A	Sanderson Community Fire Station (HB 2501) (Senate Form 1545)	-	850,000	850,000
2424 A	City of Bristol Volunteer Fire Station Renovation (HB 2985) (Senate Form 1450)	410,222	-	410,222
2424 A	Cedar Hammock Fire Control District Regional Training Tower (HB 2307) (Senate Form 2557)	1,000,000	-	1,000,000
2424 A	City of Longwood Fire Station Relocation (Senate Form 2252)	1,000,000	-	1,000,000
2424 A	Dunedin EOC/Fire Training Facility (HB 2607) (Senate Form 1146)	1,000,000	-	1,000,000
2424 A	Hialeah Emergency Response and Operation Center Improvements (HB 3973)	500,000	-	500,000
2424 A	Lehigh Acres Fire Control and Rescue Service District - New Station 106 (HB 4877) (Senate Form 2037)	1,250,000	-	1,250,000
2424 A	Palm Beach County New Fire Station on Flavor Pict Road (HB 4091) (Senate Form 2303)	120,000	-	120,000
2626	Statewide Comprehensive Flood Plain Model	2,000,000	-	2,000,000
2646	Fort Walton Beach Recreation Center Hardening (HB 2037) (Senate Form 2211)	200,000	-	200,000
2646	City of South Bay Emergency Shelter and Care Center - Phase 2 (HB 2091) (Senate Form 1698)	550,000	-	550,000
2646	Southwest Ranches Public Safety Land Purchase (HB 3107) (Senate Form 1582)	400,000	-	400,000
2646	Village of Biscayne Park - Emergency Operations Center Generator & Recreation Center Lighting (HB 3639) (Senate Form 1803)	59,000	-	59,000
2646	Coral Springs - Westside Facility Hardening Project (HB 4623) (Senate Form 2020)	250,000	-	250,000
2646	State Emergency Operations Center	3,500,000	-	3,500,000
2671 A	Special Categories - Special Categories - Aircraft Maintenance And Repairs	-	434,000	434,000
2674 A	Special Categories - Aircraft Purchase	-	2,000,000	2,000,000
2850	Fixed Capital Outlay - Facilities Repairs And Maintenance	3,355,081	1,500,000	4,855,081
2910 A	Special Categories - Florida's Forensic Institute For Research, Security, And Tactics Cyber/Grid Security Review	475,000	-	475,000
2915 A	Grants And Aids To Local Governments And Nonstate Entities - Fixed Capital Outlay - Grants And Aids To Local Governments And Nonstate Entities - Fixed Capital Outlay	1,500,000	-	1,500,000
2920 A	Special Categories - Hernando County Public Safety Radio System Improvements	455,222	-	455,222
2920 B	Special Categories - Glades County E-911 Public Safety Facility	700,000	-	700,000
3153	Fixed Capital Outlay - Facilities Construction And Major Renovations	2,500,000	-	2,500,000
3153 A	Acquisition, Restoration of Historic Properties	5,595,476	-	5,595,476
3153 A	Historic Bush House Renovations (HB 2743) (Senate Form 2214)	200,000	-	200,000
3153 A	Bay of Pigs - Brigade 2506 Museum (HB 3725) (Senate Form 1831)	1,500,000	-	1,500,000
3153 A	Camp Matecumbe - Historic Pedro Pan Hall Renovation - Miami-Dade (HB 2353) (Senate Form 1591)	250,000	-	250,000
3153 A	Groveland Train Depot (HB 4589) (Senate Form 2012)	189,313	-	189,313
3153 A	Pioneer Florida Museum Association, Inc. - Archives Center - Pasco (Senate Form 2299)	100,000	-	100,000

## Vetoed Appropriations Fiscal Year 2020-21

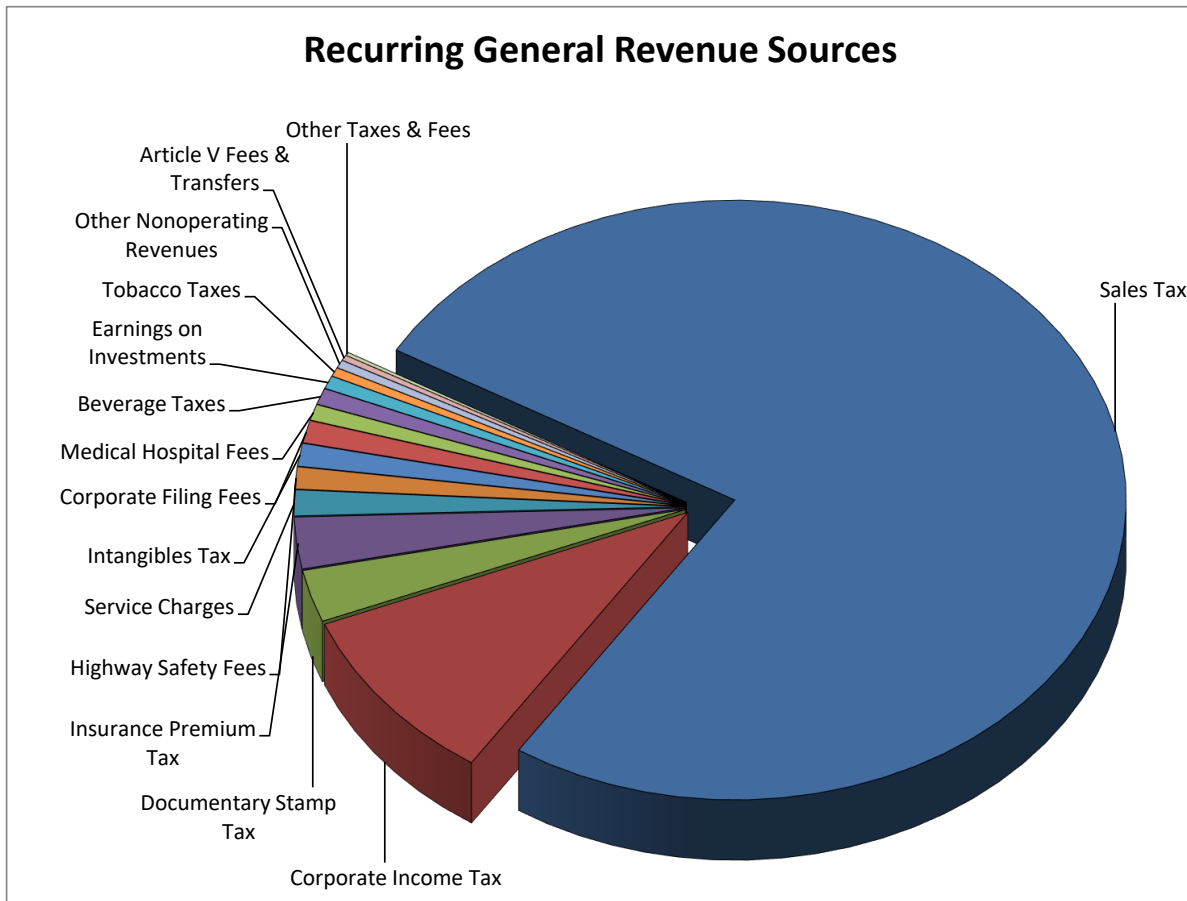
Line #	Title	General Revenue	Trust Fund	Total
3153 A	Homeland Heritage Park Renovation - Polk (HB 2517) (Senate Form 1878)	250,000	-	250,000
3153 A	Jackson House Restoration - Tampa (HB 4569) (Senate Form 1604)	500,000	-	500,000
3153 A	Exterior Restoration Sidney Berne Davis Art Center Phase I (HB 4873) (Senate Form 2018)	500,000	-	500,000
3153 A	Lincolville African American Museum and Cultural Center - St. Augustine (HB 4755) (Senate Form 2397)	750,000	-	750,000
3153 A	Italian Club of Tampa (HB 4069) (Senate Form 2363)	1,000,000	-	1,000,000
3167	Aid To Local Governments - Grants And Aids - Library Cooperatives	2,000,000	-	2,000,000
3174 A	Fixed Capital Outlay - Library Construction Grants	1,000,000	-	1,000,000
3179 A	Special Categories - Grants And Aids - Culture Builds Florida	2,881,168	-	2,881,168
3180	Harry S. Truman Little White House Digitization and Protection of Archival Collection - Key West (HB 2733) (Senate Form 2093)	250,000	-	250,000
3180	PIAG Museum - Art for the Community (HB 9105) (Senate Form 2009)	360,870	-	360,870
3180	Straz Center for the Performing Arts - Master Plan - Tampa (HB 2163) (Senate Form 2274)	1,000,000	-	1,000,000
3181 A	Special Categories - Grants And Aids - Florida Endowment For The Humanities	750,000	-	750,000
3186	Cultural Facilities Ranked List	3,778,871	-	3,778,871
3186	Richloam Museum (HB 3501) (Senate Form 1908)	50,000	-	50,000
3186	St. Augustine Lighthouse Tower Preservation (HB 4757)	250,000	-	250,000
3198	Statewide Training Specialist for Early Childhood Courts	337,891	-	337,891
3209 A	Aid To Local Governments - Small County Courthouse Facilities	-	125,000	125,000
3209 B	Nassau County Courthouse Annex Completion Project (HB 3351) (Senate Form 1680)	-	250,000	250,000
3209 B	Taylor County Courthouse Improvements (HB 2943) (Senate Form 1457)	-	250,000	250,000
3209 B	Union County Courthouse and Jail Security (HB 4917) (Senate Form 2430)	-	275,000	275,000
3209 C	Grants And Aids To Local Governments And Nonstate Entities - Fixed Capital Outlay - Improvements - Liberty County Courthouse	-	380,000	380,000
3221 A	Fixed Capital Outlay - Second District Court Of Appeal New Courthouse Constructions - Dms Mgd	21,000,000	-	21,000,000
3222	Certification of Additional Judgeships - Circuit Courts	1,455,536	-	1,455,536
3238	Certification of Additional Judgeships - County Courts	1,955,897	-	1,955,897
<b>Subtotal Line Items</b>		<b>445,698,796</b>	<b>512,559,281</b>	<b>958,258,077</b>
B0010	Coach Aaron Feis Guardian Program Revert/Reappropriate	41,579,863	-	41,579,863
B0093	Kiwanis Club of Little Havana	500,000	-	500,000
<b>Grand Total</b>		<b>487,778,659</b>	<b>512,559,281</b>	<b>1,000,337,940</b>

**Chart 9**  
**Projected FY 2020-21 Recurring General Revenue Sources**  
**Adjusted for Measures Affecting Revenue**  
**(Dollars In Millions)**

Funding Source	Dollars	Percent
Sales Tax	27,072.2	76.0%
Corporate Income Tax	3,423.3	9.6%
Documentary Stamp Tax	1,000.0	2.8%
Insurance Premium Tax	991.0	2.8%
Service Charges	496.2	1.4%
Highway Safety Fees	422.9	1.2%
Intangibles Tax	436.8	1.2%
Corporate Filing Fees	430.2	1.2%
Medical Hospital Fees	306.9	0.9%
Beverage Taxes	312.1	0.9%
Earnings on Investments	248.3	0.7%
Tobacco Taxes	169.5	0.5%
Other Nonoperating Revenues	154.2	0.4%
Article V Fees & Transfers	106.1	0.3%
Other Taxes & Fees	60.8	0.2%
<b>Total Recurring General Revenue</b>	<b>35,630.5</b>	<b>100.0%</b>
Less: Refunds	(467.7)	
<b>Net Recurring General Revenue</b>	<b>35,162.8</b>	

Note: As displayed here, recurring General Revenue sources do not include any Outlook adjustments for federal funds interest payments.

Note: The sources listed represent the top 14 revenue sources in descending magnitude of their contribution to General Revenue. "Other Taxes & Fees" also includes Parimutuels Tax and Severance Tax which contribute 0.1% or less each. Subtotals and totals may not add due to rounding.



**GENERAL REVENUE FUND**  
**CONSENSUS REVENUE ESTIMATING CONFERENCE**  
**RETROSPECT**  
FY 2017-18 and FY 2018-19  
(\$ MILLIONS)

DATE: November 4, 2019

	<u>RECURRING</u>	<u>NON- RECURRING</u>	<u>TOTAL</u>
<b>FUNDS AVAILABLE 2017-18</b>			
Balance Forward from 2016-17	0.0	1,514.5	1,514.5
Revenue Collections	30,850.5	406.1	31,256.6
Sales Tax Accounting Adjustment	0.0	0.0	0.0
BP Settlement Agreement Payment State Share	26.7	(26.7)	0.0
Transfers from Trust Funds	0.0	449.8	449.8
Release of Indian Gaming Reserve	0.0	226.8	226.8
FEMA Reimbursements	0.0	22.2	22.2
Miscellaneous Adjustments	0.0	0.1	0.1
Fixed Capital Outlay Reversions	0.0	6.6	6.6
Federal Funds Interest Payment	(0.3)	0.0	(0.3)
Total 2017-18 Funds Available	30,876.8	2,599.4	33,476.2
<b>EXPENDITURES 2017-18</b>			
Operations	15,710.9	411.0	16,121.9
Aid to Local Government	15,126.4	8.0	15,134.4
Fixed Capital Outlay	149.9	234.0	383.9
Fixed Capital Outlay/Aid to Local Government	2.1	149.4	151.5
Transfer to Budget Stabilization Fund	0.0	32.1	32.1
Transfer to Clerk of Courts Trust Fund	0.0	0.0	0.0
Miscellaneous Nonoperating Expenditures	0.0	6.5	6.5
Total 2017-18 Expenditures	30,989.3	841.0	31,830.3
<b>ENDING BALANCE</b>	<b>(112.5)</b>	<b>1,758.4</b>	<b>1,645.9</b>

The cash balance in the Budget Stabilization Fund (not shown here) at the end of FY 2017-18 was \$1,416.5 million. Based on the Settlement Agreement and Stipulation entered into between the Seminole Tribe of Florida and the State of Florida in July 2017, the payments associated with banked card games that the state has held in reserve (\$233.8 million) were released in August 2017, and no future payments will be placed in reserve. The total reserve release shown is net of the \$7.0 million local distribution. Amounts are displayed to one decimal place, but calculated at the full dollar amount so they may not add to the total.

<b>FUNDS AVAILABLE 2018-19</b>			
Balance Forward from 2017-18	0.0	1,645.9	1,645.9
Revenue Collections	32,768.8	689.1	33,457.9
Sales Tax Accounting Adjustment	0.0	0.0	0.0
BP Settlement Agreement Payment State Share	26.7	0.0	26.7
Transfers from Trust Funds	0.0	398.6	398.6
FEMA Reimbursements	0.0	203.8	203.8
Miscellaneous Adjustments	0.0	0.1	0.1
Fixed Capital Outlay Reversions	0.0	20.5	20.5
Federal Funds Interest Payment	(2.0)	0.0	(2.0)
Total 2018-19 Funds Available	32,793.4	2,958.1	35,751.5
<b>EXPENDITURES 2018-19</b>			
Operations	16,053.2	1,033.0	17,086.2
Aid to Local Government	15,445.0	(114.0)	15,331.0
Fixed Capital Outlay	33.4	485.4	518.8
Fixed Capital Outlay/Aid to Local Government	1.8	244.7	246.5
Transfer to Budget Stabilization Fund	0.0	66.5	66.5
Miscellaneous Nonoperating Expenditures	0.0	12.7	12.7
Total 2018-19 Expenditures	31,533.5	1,728.3	33,261.8
<b>ENDING BALANCE</b>	<b>1,260.0</b>	<b>1,229.8</b>	<b>2,489.8</b>

The cash balance in the Budget Stabilization Fund (not shown here) at the end of FY 2018-19 was \$1,483.0 million. Amounts are displayed to one decimal place but calculated at the full dollar amount, so they may not add to the total.

**GENERAL REVENUE FUND**  
**FINANCIAL OUTLOOK STATEMENT**

Post Session, Including Results of 2020 Regular Session and Other Adjustments as of March 20, 2020  
FY 2019-20 through FY 2024-25  
(\$ MILLIONS)

DATE: August 14, 2020

	<u>RECURRING</u>	<u>NON- RECURRING</u>	<u>TOTAL</u>
<b>FUNDS AVAILABLE 2019-20</b>			
Balance Forward from 2018-19	0.0	2,489.8	2,489.8
Estimated Revenues	34,327.0	(1,077.7)	33,249.3
Prior Year Indian Gaming State Liability for Local Distribution	0.0	(7.2)	(7.2)
Prior Year Local Option Sales Tax State Liability for Local Distribution	0.0	(17.2)	(17.2)
BP Settlement Agreement Payment State Share (D)	26.7	0.0	26.7
SB 2500 (2019) Trust Fund Transfers (Net of Vetoes; Line Item 609; s. 99)	0.0	343.3	343.3
2019 State Criminal Alien Assistance Program Award Transfer Adjustment	0.0	7.4	7.4
Fixed Capital Outlay Reversions	0.0	1.0	1.0
FEMA Reimbursement (Michael/Irma/Matthew/Debby/Charley/Frances/Ivan/Jeanne)	0.0	129.7	129.7
HB 5001 (2020) - Revert FCO Carry Forward (ss. 58,59,60,105,106)	0.0	6.4	6.4
Federal Funds Interest Earnings Rebate	(3.3)	0.0	(3.3)
Total 2019-20 Funds Available (A) (B) (C) (D)	34,350.4	1,875.5	36,225.8
<b>EFFECTIVE APPROPRIATIONS 2019-20</b>			
State Operations	16,555.9	632.1	17,188.0
Aid to Local Government	16,289.7	(133.4)	16,156.3
Fixed Capital Outlay	41.0	146.5	187.5
Fixed Capital Outlay/Aid to Local Government	3.7	406.6	410.3
SB 2500 (2019) Transfer to Budget Stabilization Fund (s. 100) (A)	0.0	91.2	91.2
Transfer to Lawton Chiles Endowment Fund (C)	0.0	0.0	0.0
Reappropriations	0.0	85.7	85.7
Reappropriations - 2017-18 Hurricane Response	0.0	7.6	7.6
Reappropriations - Other (Ch. 2016-230, L.O.F.)	0.0	3.9	3.9
Budget Amendments - Bridge Loans (Hurricane Michael)	0.0	9.0	9.0
Budget Amendments - Bridge Loans (COVID-19)	0.0	50.0	50.0
Budget Amendments - Hurricane Response (Michael, Dorian)	0.0	111.7	111.7
Budget Amendments - COVID-19 Response	0.0	9.5	9.5
HB 5001 (2020) Reversion (s. 25)	0.0	(100.0)	(100.0)
HB 5001 (2020) Supplemental Appropriations (ss. 17,27,28,29,30,31,38,40,53,88,89,99,107)	0.0	154.6	154.6
Bills with Appropriations (Net of Vetoes)	0.0	2.5	2.5
Total 2019-20 Effective Appropriations	32,890.3	1,477.5	34,367.8
<b>ENDING BALANCE (B) (C)</b>	<b>1,460.1</b>	<b>398.0</b>	<b>1,858.0</b>
<b>FUNDS AVAILABLE 2020-21</b>			
Balance Forward from 2019-20	0.0	1,858.0	1,858.0
Estimated Revenues	35,164.8	(715.5)	34,449.3
Preliminary Measures Affecting Revenue (2020)	(2.0)	(36.8)	(38.8)
BP Settlement Agreement Payment State Share (D)	26.7	0.0	26.7
HB 5001 (2020) Trust Fund Transfers (Net of Vetoes; Line Item 615I; s. 127)	0.0	188.8	188.8
Unused Appropriations/Reversions	0.0	95.7	95.7
Fixed Capital Outlay Reversions	0.0	3.4	3.4
Federal Funds Interest Earnings Rebate	(2.9)	0.0	(2.9)
Total 2020-21 Funds Available (A) (B) (C) (D)	35,186.6	1,393.6	36,580.2

**GENERAL REVENUE FUND**  
**FINANCIAL OUTLOOK STATEMENT**

Post Session, Including Results of 2020 Regular Session and Other Adjustments as of March 20, 2020  
FY 2019-20 through FY 2024-25  
(\$ MILLIONS)

DATE: August 14, 2020

	<u>RECURRING</u>	<u>NON- RECURRING</u>	<u>TOTAL</u>
<b>EFFECTIVE APPROPRIATIONS 2020-21</b>			
HB 5001 (2020) General Appropriations Act (ss. 1-7)	34,194.8	996.1	35,190.9
HB 5001 (2020) Vetoes (ss. 1-7)	(118.5)	(327.2)	(445.7)
HB 5001 (2020) Transfer to Budget Stabilization Fund (s. 128) (A)	0.0	100.0	100.0
Preliminary Bills with Appropriations (Net of Vetoes) (E)	5.6	0.4	6.0
Total 2020-21 Effective Appropriations	34,081.9	769.3	34,851.2
<b>ENDING BALANCE (B) (C)</b>	<b>1,104.7</b>	<b>624.3</b>	<b>1,729.0</b>
<b>FUNDS AVAILABLE 2021-22</b>			
Balance Forward from 2020-21	0.0	1,729.0	1,729.0
Estimated Revenues	36,163.6	(476.8)	35,686.8
Preliminary Measures Affecting Revenue (2020)	(2.0)	0.0	(2.0)
BP Settlement Agreement Payment State Share (D)	26.7	0.0	26.7
Unused Appropriations/Reversions	0.0	95.7	95.7
Fixed Capital Outlay Reversions	0.0	3.4	3.4
Federal Funds Interest Earnings Rebate	(2.2)	0.0	(2.2)
Total 2021-22 Funds Available (A) (B) (C) (D)	36,186.1	1,351.3	37,537.3
<b>FUNDS AVAILABLE 2022-23</b>			
Estimated Revenues	37,258.3	(117.2)	37,141.1
Preliminary Measures Affecting Revenue (2020)	(1.8)	0.0	(1.8)
BP Settlement Agreement Payment State Share (D)	26.7	0.0	26.7
Unused Appropriations/Reversions	0.0	95.7	95.7
Fixed Capital Outlay Reversions	0.0	3.4	3.4
Federal Funds Interest Earnings Rebate	(2.4)	0.0	(2.4)
Total 2022-23 Funds Available (A) (B) (D)	37,280.8	(18.1)	37,262.7
<b>FUNDS AVAILABLE 2023-24</b>			
Estimated Revenues	38,382.3	(9.7)	38,372.6
Preliminary Measures Affecting Revenue (2020)	(1.6)	0.0	(1.6)
BP Settlement Agreement Payment State Share (D)	26.7	0.0	26.7
Unused Appropriations/Reversions	0.0	95.7	95.7
Fixed Capital Outlay Reversions	0.0	3.4	3.4
Federal Funds Interest Earnings Rebate	(2.7)	0.0	(2.7)
Total 2023-24 Funds Available (A) (B) (D)	38,404.7	89.4	38,494.1
<b>FUNDS AVAILABLE 2024-25</b>			
Estimated Revenues	39,704.4	(1.8)	39,702.6
Preliminary Measures Affecting Revenue (2020)	(1.6)	0.0	(1.6)
BP Settlement Agreement Payment State Share (D)	26.7	0.0	26.7
Unused Appropriations/Reversions	0.0	95.7	95.7
Fixed Capital Outlay Reversions	0.0	3.4	3.4
Federal Funds Interest Earnings Rebate	(2.7)	0.0	(2.7)
Total 2024-25 Funds Available (A) (B) (D)	39,726.8	97.3	39,824.1



**GENERAL REVENUE FUND  
FINANCIAL OUTLOOK STATEMENT**

Post Session, Including Results of 2020 Regular Session and Other Adjustments as of March 20, 2020  
FY 2019-20 through FY 2024-25  
(\$ MILLIONS)

DATE: August 14, 2020

<u>RECURRING</u>	<u>NON- RECURRING</u>	<u>TOTAL</u>
------------------	---------------------------	--------------

FOOTNOTES

- (A) The cash balance in the Budget Stabilization Fund (not shown here) at the time of this Outlook was \$1,574.2 million and included the FY 2019-20 transfer of \$91.2 million. The required balance for FY 2020-21 is \$1,674.2 million, requiring a transfer of \$100.0 million. Based on the January 15, 2020 forecast, which did not include the 2020 Measures Affecting Revenue, transfers of zero in FY 2021-22, \$49.6 million in FY 2022-23, \$111.4 million in FY 2023-24, and \$134.5 million in FY 2024-25 will be required.
- (B) This financial statement is based on current law as it is currently administered. It does not include the potential effect of any legal actions that might affect revenues or appropriations. The Attorney General periodically issues an update on any such litigation. In addition, it does not recognize any projected deficits or surpluses in any spending programs unless specifically stated.
- (C) The 2012 General Appropriations Act transferred \$350.0 million from the Lawton Chiles Endowment Fund to the General Revenue Fund. House Bill 5301 (Chapter 2012-33, Laws of Florida) requires that an amount equal to the amount of Medical-Hospital Fees collected above the January 2012 revenue estimate be transferred back to the Endowment in the following fiscal years until repayment is complete. The actual revenues collected in FY 2018-19 were lower than the January 2012 estimate; thus, no transfer is required for FY 2019-20. The estimate of repayment for FY 2020-21 is zero. The final repayment of \$304.7 million (not shown on this Outlook) will be due in FY 2021-22, in accordance with section 409.915(8), F.S.
- (D) Payments are associated with the settlement reached in In re: Oil Spill by the Oil Rig "Deepwater Horizon" in the Gulf of Mexico, MDL No. 2179 (April 20, 2010). The payments are in consideration of the full and complete settlement and release of claims by the state for various damages. It provides a total payment to the State of Florida of \$2.0 billion over the period FY 2016-17 through FY 2032-33. The first payment of \$400 million was received on July 1, 2016. Annual payments of \$106.7 million began in FY 2018-19. Pursuant to Chapter 2017-63, L.O.F., 75 percent of all payments to the state must be transferred immediately from the General Revenue Fund to the Triumph Gulf Coast Trust Fund for subsequent transfer to a trust account held by Triumph Gulf Coast, Inc. The revenue numbers shown here are net of this transfer.
- (E) The \$6 million total includes CS/HB 1047 that has a \$1,040,000 appropriation (\$0.6 million recurring and \$0.4 million nonrecurring), which has not yet been sent to the Governor for action.

**TOBACCO SETTLEMENT TRUST FUND**  
**CONSENSUS REVENUE ESTIMATING CONFERENCE**  
**RETROSPECT**  
FY 2017-18 and FY 2018-19  
(\$ MILLIONS)

DATE: November 4, 2019

	<u>RECURRING</u>	<u>NON- RECURRING</u>	<u>TOTAL</u>
<b>FUNDS AVAILABLE 2017-18</b>			
Balance Forward from 2016-17	0.0	20.5	20.5
Annual Settlement Payments	339.0	0.0	339.0
Profit Adjustment	25.6	(25.6)	0.0
Transfer from Lawton Chiles Endowment	5.7	0.0	5.7
Miscellaneous Revenues	0.0	0.1	0.1
Interest Earnings	1.3	0.0	1.3
Total 2017-18 Funds Available (A)	371.6	(5.1)	366.5
<b>EXPENDITURES 2017-18</b>			
Agency for Health Care Administration	296.2	0.0	296.2
Department of Health Tobacco Prevention and Education	67.2	0.0	67.2
Total 2017-18 Expenditures	363.4	0.0	363.4
<b>AVAILABLE RESERVES (A)</b>	<b>8.2</b>	<b>(5.1)</b>	<b>3.1</b>
 <b>FUNDS AVAILABLE 2018-19</b>			
Balance Forward from 2017-18	0.0	3.1	3.1
Annual Settlement Payments	369.1	0.0	369.1
Liggett Settlement Payment	0.3	0.0	0.3
Transfer from Lawton Chiles Endowment	6.1	0.0	6.1
Miscellaneous Revenues	0.0	0.1	0.1
Interest Earnings	0.8	0.0	0.8
Total 2018-19 Funds Available (A)	376.3	3.2	379.5
<b>EXPENDITURES 2018-19</b>			
Agency for Health Care Administration	275.5	0.0	275.5
Department of Health Tobacco Prevention and Education	67.6	0.0	67.6
Total 2018-19 Expenditures	343.1	0.0	343.1
<b>AVAILABLE RESERVES (A)</b>	<b>33.1</b>	<b>3.2</b>	<b>36.4</b>

(A) Amounts are displayed to one decimal place but calculated at the full dollar amount, so they may not add to the total.

**TOBACCO SETTLEMENT TRUST FUND**

**FINANCIAL OUTLOOK STATEMENT**

Post Session, Including Results of 2020 Regular Session  
 FY 2019-20 through FY 2024-25  
 (\$ MILLIONS)

DATE: August 10, 2020

	<u>RECURRING</u>	<u>NON- RECURRING</u>	<u>TOTAL</u>
<b>FUNDS AVAILABLE 2019-20</b>			
Balance Forward from 2018-19	0	36.3	36.3
Expected Payments Estimate (C)	355.9	0	355.9
Liggett Settlement Payment	0.3	0	0.3
Transfer from Lawton Chiles Endowment Fund (A)	7.3	0	7.3
Interest Earnings	0.8	0	0.8
Total 2019-20 Funds Available	<u>364.3</u>	<u>36.3</u>	<u>400.6</u>
<b>EFFECTIVE APPROPRIATIONS 2019-20</b>			
Agency for Health Care Administration	269.1	0.0	269.1
Tobacco Prevention and Education	72.1	0.0	72.1
Total 2019-20 Effective Appropriations	<u>341.2</u>	<u>0.0</u>	<u>341.2</u>
<b>AVAILABLE RESERVES</b>	<b>23.1</b>	<b>36.3</b>	<b>59.4</b>
<b>FUNDS AVAILABLE 2020-21</b>			
Balance Forward from 2019-20	0	59.4	59.4
Expected Payments Estimate (C)	352.5	0	352.5
Liggett Settlement Payment	0.3	0	0.3
Transfer from Lawton Chiles Endowment Fund (A)	8.5	0	8.5
Interest Earnings	0.7	0	0.7
Total 2020-21 Funds Available (B)	<u>362</u>	<u>59.4</u>	<u>421.4</u>
<b>EFFECTIVE APPROPRIATIONS 2020-21</b>			
Agency for Health Care Administration	283.1	48.8	331.9
Tobacco Prevention and Education	73.4	0.0	73.4
Total 2020-21 Effective Appropriations	<u>356.5</u>	<u>48.8</u>	<u>405.3</u>
<b>AVAILABLE RESERVES</b>	<b>5.5</b>	<b>10.6</b>	<b>16.1</b>
<b>FUNDS AVAILABLE 2021-22</b>			
Balance Forward from 2020-21	0	16.1	16.1
Expected Payments Estimate (C)	354.6	0	354.6
Liggett Settlement Payment	0.3	0	0.3
Transfer from Lawton Chiles Endowment Fund (A)	9.4	0	9.4
Interest Earnings	0.8	0	0.8
Total 2021-22 Funds Available (B)	<u>365.1</u>	<u>16.1</u>	<u>381.2</u>
<b>FUNDS AVAILABLE 2022-23</b>			
Expected Payments Estimate (C)	360.2	0	360.2
Liggett Settlement Payment	0.3	0	0.3
Transfer from Lawton Chiles Endowment Fund (A)	10.2	0	10.2
Interest Earnings	0.9	0	0.9
Total 2022-23 Funds Available (B)	<u>371.6</u>	<u>0</u>	<u>371.6</u>

**TOBACCO SETTLEMENT TRUST FUND**

**FINANCIAL OUTLOOK STATEMENT**

Post Session, Including Results of 2020 Regular Session  
 FY 2019-20 through FY 2024-25  
 (\$ MILLIONS)

DATE: August 10, 2020

	<u>RECURRING</u>	<u>NON- RECURRING</u>	<u>TOTAL</u>
<b>FUNDS AVAILABLE 2023-24</b>			
Expected Payments Estimate (C)	365.8	0.0	365.8
Liggett Settlement Payment	0.3	0.0	0.3
Transfer from Lawton Chiles Endowment Fund (A)	11	0.0	11
Interest Earnings	0.9	0	0.9
Total 2023-24 Funds Available (B)	<u>378.0</u>	<u>0.0</u>	<u>378.0</u>
<b>FUNDS AVAILABLE 2024-25</b>			
Expected Payments Estimate (C)	371.7	0	371.7
Liggett Settlement Payment	0.3	0	0.3
Transfer from Lawton Chiles Endowment Fund (A)	11.7	0	11.7
Interest Earnings	0.9	0	0.9
Total 2024-25 Funds Available (B)	<u>384.6</u>	<u>0</u>	<u>384.6</u>

FOOTNOTES

- (A) This financial outlook statement does not include the transfer from the Lawton Chiles Endowment Fund to the Biomedical Research Trust Fund under section 215.5601, Florida Statutes, nor does it include the appropriation from the trust fund. The transfer is projected to be \$0.7 million for FY 2019-20, \$0.8 million for FY 2020-21, \$0.9 million for FY 2021-22, \$1.0 million for FY 2022-23, \$1.1 million for FYs 2023-24 and FY 2024-25.
- (B) The funds available figures are not adjusted for any financial obligation related to the constitutional funding requirement for tobacco education and prevention. The amount of the financial obligation is estimated to be \$74.7 million for FY 2021-22; \$76.1 million for FY 2022-23; \$77.9 million for FY 2023-24; and \$79.8 million for FY 2024-25.
- (C) On January 18, 2017, the State of Florida filed a Motion to Join ITG Brands, LLC as a Defendant and to enforce the Settlement Agreement in State of Florida, et. al., v. Am. Tobacco Co., R.J. Reynolds Tobacco Co., et. al., No. 95-1466 AH (Fla. 15th Cir. Ct.). On August 18, 2018, the Circuit Court entered a final judgment specifying the principal sum and interest due from R.J. Reynolds to the State of Florida for the period June 12, 2015, through April 30, 2018. This judgment was based on the court's rulings issued December 27, 2017, and May 24, 2018, collectively known as the "Liability Orders." The final judgment also provided guidance on how any future unpaid liability to the State should be calculated. While there is agreement as to the methodology and number, R.J. Reynolds has appealed the final decision regarding its liability. In response, the Conference has reversed its prior treatment of approximating the unpaid liability, and instead has projected continued unpaid liability based on the calculation adopted in the final judgment and R.J. Reynolds' subsequent actions. Since the Circuit Court has found that R.J. Reynolds should continue to make all payments under the tobacco settlement agreement as if there had been no transfer of brands to ITG, the Conference assumes that the State will ultimately prevail. While identified, no award has been incorporated into financial outlook statement because the timing is unknown; however, the Conference expects the State will be fully compensated for its unpaid liability.

**EDUCATIONAL ENHANCEMENT TRUST FUND**  
**CONSENSUS REVENUE ESTIMATING CONFERENCE**  
**RETROSPECT**  
FY 2017-18 and FY 2018-19  
(\$ MILLIONS)

DATE: November 4, 2019

	<u>RECURRING</u>	<u>NON- RECURRING</u>	<u>TOTAL</u>
<b>FUNDS AVAILABLE 2017-18</b>			
Balance Forward from 2016-17	0.0	356.6	356.6
Revenue from Lottery Ticket Sales	1,760.0	0.0	1,760.0
Revenue from Slot Machine Activity	190.4	3.6	194.0
Other Revenue (Transferred SUT Collection Allowance)	1.0	0.0	1.0
Refunds and Miscellaneous Revenue	1.5	0.0	1.5
Transfer from DOL Administrative Trust Fund	1.6	0.0	1.6
Interest Earnings	6.7	0.0	6.7
Total 2017-18 Funds Available	1,961.2	360.2	2,321.4
<b>EXPENDITURES 2017-18</b>			
Public Schools	433.8	206.9	640.7
Workforce Education	74.9	0.0	74.9
State University System	257.6	0.0	257.6
Florida College System	231.8	0.0	231.8
Bright Futures	388.1	0.0	388.1
Student Financial Assistance	59.4	0.0	59.4
Miscellaneous (Transferred SUT Collection Allowance)	1.0	0.0	1.0
Debt Service on Lottery Bonds	305.3	0.0	305.3
Total 2017-18 Expenditures	1,751.9	206.9	1,958.8
<b>AVAILABLE RESERVES</b>	<b>209.3</b>	<b>153.3</b>	<b>362.6</b>
 <b>FUNDS AVAILABLE 2018-19</b>			
Balance Forward from 2017-18	0.0	362.6	362.6
Revenue from Lottery Ticket Sales	1,917.6	0.0	1,917.6
Revenue from Slot Machine Activity	200.8	1.8	202.6
Other Revenue (Transferred SUT Collection Allowance)	1.1	0.0	1.1
Refunds and Miscellaneous Revenue	2.4	0.0	2.4
Transfer from DOL Administrative Trust Fund	2.3	0.0	2.3
Interest Earnings	10.4	0.0	10.4
Total 2018-19 Funds Available	2,134.6	364.4	2,499.0
<b>EXPENDITURES 2018-19</b>			
Public Schools	496.9	251.8	748.7
Workforce Education	88.0	0.0	88.0
State University System	302.6	0.0	302.6
Florida College System	272.2	0.0	272.2
Bright Futures	529.1	23.2	552.3
Student Financial Assistance	69.8	0.0	69.8
Miscellaneous	1.1	6.3	7.4
Debt Service on Lottery Bonds	232.1	0.0	232.1
Total 2018-19 Expenditures	1,991.7	281.2	2,272.9
<b>AVAILABLE RESERVES</b>	<b>143.0</b>	<b>83.2</b>	<b>226.2</b>

(A) Amounts are displayed to one decimal place but calculated at the full dollar amount, so they may not add to the total.

**EDUCATIONAL ENHANCEMENT TRUST FUND  
FINANCIAL OUTLOOK STATEMENT**

Post Session, Including Results of 2020 Regular Session  
FY 2019-20 through FY 2024-25  
(\$ MILLIONS)

DATE: August 10, 2020

	<u>RECURRING</u>	<u>NON- RECURRING</u>	<u>TOTAL</u>
<b>FUNDS AVAILABLE 2019-20</b>			
Balance Forward from 2018-19	0.0	226.2	226.2
Revenues from Lottery Ticket Sales	1,824.7	0.0	1,824.7
Transfer from DOL Administrative Trust Fund	2.3	8.2	10.5
Revenues from Slot Machine Activity	203.5	0.0	203.5
Interest Earnings	10.8	0.0	10.8
Total 2019-20 Funds Available	<u>2,041.3</u>	<u>234.4</u>	<u>2,275.7</u>
<b>EFFECTIVE APPROPRIATIONS 2019-20</b>			
Public Schools	473.5	118.2	591.7
Workforce Education	81.4	0.0	81.4
State University System	382.7	0.0	382.7
Florida College System	150.2	0.0	150.2
Bright Futures	595.1	0.0	595.1
Student Financial Assistance	64.5	0.0	64.5
SMART Schools/Classrooms First	82.3	0.0	82.3
Class Size Reduction/Debt Service	133.4	0.0	133.4
Other Education Facilities	6.7	0.0	6.7
HB 5001 (2020) Supplemental Appropriation - Bright Futures (s. 12)	0.0	31.3	31.3
Total 2019-20 Effective Appropriations	<u>1,969.8</u>	<u>149.5</u>	<u>2,119.3</u>
<b>AVAILABLE RESERVES</b>	<b>71.5</b>	<b>84.9</b>	<b>156.4</b>
<b>FUNDS AVAILABLE 2020-21</b>			
Balance Forward from 2019-20	0.0	156.4	156.4
Revenues from Lottery Ticket Sales	1,901.1	0.0	1,901.1
Transfer from DOL Administrative Trust Fund	2.3	0.0	2.3
Revenues from Slot Machine Activity	206.0	0.0	206.0
Interest Earnings	10.4	0.0	10.4
Total 2020-21 Funds Available	<u>2,119.8</u>	<u>156.4</u>	<u>2,276.2</u>
<b>EFFECTIVE APPROPRIATIONS 2020-21</b>			
Public Schools	530.4	95.8	626.2
Workforce Education	91.1	0.0	91.1
State University System	429.8	0.0	429.8
Florida College System	168.2	0.0	168.2
Bright Futures	651.8	0.0	651.8
Student Financial Assistance	72.3	0.0	72.3
SMART Schools/Classrooms First	40.6	0.0	40.6
Class Size Reduction/Debt Service	128.7	0.0	128.7
Other Education Facilities	6.6	0.0	6.6
HB 5001 (2020) Veto	(134.6)	0.0	(134.6)
Total 2020-21 Effective Appropriations	<u>1,984.9</u>	<u>95.8</u>	<u>2,080.7</u>
<b>AVAILABLE RESERVES</b>	<b>134.9</b>	<b>60.6</b>	<b>195.5</b>

**EDUCATIONAL ENHANCEMENT TRUST FUND  
FINANCIAL OUTLOOK STATEMENT**

Post Session, Including Results of 2020 Regular Session  
FY 2019-20 through FY 2024-25  
(\$ MILLIONS)

DATE: August 10, 2020

	<u>RECURRING</u>	<u>NON- RECURRING</u>	<u>TOTAL</u>
<b>FUNDS AVAILABLE 2021-22</b>			
Balance Forward from 2020-21	0.0	195.5	195.5
Revenues from Lottery Ticket Sales	1,926.4	0.0	1,926.4
Transfer from DOL Administrative Trust Fund	2.3	0.0	2.3
Revenues from Slot Machine Activity	208.5	0.0	208.5
Interest Earnings	12.3	0.0	12.3
Total 2021-22 Funds Available	<u>2,149.5</u>	<u>195.5</u>	<u>2,345.0</u>
<b>FUNDS AVAILABLE 2022-23</b>			
Revenues from Lottery Ticket Sales	1,948.5	0.0	1,948.5
Transfer from DOL Administrative Trust Fund	2.3	0.0	2.3
Revenues from Slot Machine Activity	211.1	0.0	211.1
Interest Earnings	13.1	0.0	13.1
Total 2022-23 Funds Available	<u>2,175.0</u>	<u>0.0</u>	<u>2,175.0</u>
<b>FUNDS AVAILABLE 2023-24</b>			
Revenues from Lottery Ticket Sales	1,999.5	0.0	1,999.5
Transfer from DOL Administrative Trust Fund	2.3	0.0	2.3
Revenues from Slot Machine Activity	213.7	0.0	213.7
Interest Earnings	13.5	0.0	13.5
Total 2023-24 Funds Available	<u>2,229.0</u>	<u>0.0</u>	<u>2,229.0</u>
<b>FUNDS AVAILABLE 2024-25</b>			
Revenues from Lottery Ticket Sales	1,993.0	0.0	1,993.0
Transfer from DOL Administrative Trust Fund	2.3	0.0	2.3
Revenues from Slot Machine Activity	216.3	0.0	216.3
Interest Earnings	13.5	0.0	13.5
Total 2024-25 Funds Available	<u>2,225.1</u>	<u>0.0</u>	<u>2,225.1</u>

**STATE SCHOOL TRUST FUND**  
**CONSENSUS REVENUE ESTIMATING CONFERENCE**  
**RETROSPECT**  
FY 2017-18 and FY 2018-19  
(\$ MILLIONS)

DATE: November 4, 2019

	<u>RECURRING</u>	<u>NON- RECURRING</u>	<u>TOTAL</u>
<b>FUNDS AVAILABLE 2017-18</b>			
Balance Forward from 2016-17	0.0	2.6	2.6
Transfers from Unclaimed Property TF	165.5	13.0	178.5
Nonoperating Revenue	1.6	0.0	1.6
Interest Earnings	0.4	0.0	0.4
Total 2017-18 Funds Available (A)	167.4	15.6	183.0
<b>EXPENDITURES 2017-18</b>			
Grants & Aids/ Florida Education Finance Program	38.0	10.3	48.3
Class Size Reduction	86.2	0.0	86.2
Total 2017-18 Expenditures	124.2	10.3	134.5
<b>AVAILABLE RESERVES (A)</b>	<b>43.2</b>	<b>5.3</b>	<b>48.5</b>
<b>FUNDS AVAILABLE 2018-19</b>			
Balance Forward from 2017-18	0.0	48.5	48.5
Transfers from Unclaimed Property TF	218.8	0.0	218.8
Nonoperating Revenue	1.5	0.0	1.5
Interest Earnings	2.0	0.0	2.0
Total 2018-19 Funds Available (A)	222.4	48.5	270.9
<b>EXPENDITURES 2018-19</b>			
Grants & Aids/ Florida Education Finance Program	32.8	0.0	32.8
Class Size Reduction	86.2	0.0	86.2
Total 2018-19 Expenditures	119.0	0.0	119.0
<b>AVAILABLE RESERVES (A)</b>	<b>103.4</b>	<b>48.5</b>	<b>151.9</b>

(A) Amounts are displayed to one decimal place but calculated at the full dollar amount, so they may not add to the total.



**STATE SCHOOL TRUST FUND  
FINANCIAL OUTLOOK STATEMENT**

Post Session, Including Results of 2020 Regular Session  
FY 2019-20 through FY 2024-25  
(\$ MILLIONS)

DATE: August 10, 2020

	<u>RECURRING</u>	<u>NON- RECURRING</u>	<u>TOTAL</u>
<b>FUNDS AVAILABLE 2019-20</b>			
Balance Forward from 2018-19	0.0	151.9	151.9
Estimated Transfers from Unclaimed Property TF	131.2	0.0	131.2
Nonoperating Revenue	1.5	0.0	1.5
Interest Earnings	1.2	0.0	1.2
Total 2019-20 Funds Available	133.9	151.9	285.8
<b>EFFECTIVE APPROPRIATIONS 2019-20</b>			
Florida Education Finance Program	32.4	55.9	88.3
Class Size Reduction	86.2	0.0	86.2
Total 2019-20 Effective Appropriations	118.6	55.9	174.5
<b>AVAILABLE RESERVES</b>	<b>15.3</b>	<b>96.0</b>	<b>111.3</b>
<b>FUNDS AVAILABLE 2020-21</b>			
Balance Forward from 2019-20	0.0	111.3	111.3
Estimated Transfers from Unclaimed Property TF	159.1	0.0	159.1
Nonoperating Revenue	1.5	0.0	1.5
Interest Earnings	1.4	0.0	1.4
Total 2020-21 Funds Available	162.0	111.3	273.3
<b>EFFECTIVE APPROPRIATIONS 2020-21</b>			
Florida Education Finance Program	75.8	101.3	177.1
Class Size Reduction	86.2	0.0	86.2
Total 2020-21 Effective Appropriations (A)	162.0	101.3	263.3
<b>AVAILABLE RESERVES</b>	<b>0.0</b>	<b>10.0</b>	<b>10.0</b>
<b>FUNDS AVAILABLE 2021-22</b>			
Balance Forward from 2020-21	0.0	10.0	10.0
Estimated Transfers from Unclaimed Property TF	162.8	0.0	162.8
Nonoperating Revenue	1.5	0.0	1.5
Interest Earnings	1.6	0.0	1.6
Total 2021-22 Funds Available	165.9	10.0	175.9
<b>FUNDS AVAILABLE 2022-23</b>			
Estimated Transfers from Unclaimed Property TF	171.6	0.0	171.6
Nonoperating Revenue	1.5	0.0	1.5
Interest Earnings	1.8	0.0	1.8
Total 2022-23 Funds Available	174.9	0.0	174.9

**STATE SCHOOL TRUST FUND  
FINANCIAL OUTLOOK STATEMENT**

Post Session, Including Results of 2020 Regular Session  
FY 2019-20 through FY 2024-25  
(\$ MILLIONS)

DATE: August 10, 2020

	<u>RECURRING</u>	<u>NON- RECURRING</u>	<u>TOTAL</u>
<b>FUNDS AVAILABLE 2023-24</b>			
Estimated Transfers from Unclaimed Property TF	175.4	0.0	175.4
Nonoperating Revenue	1.5	0.0	1.5
Interest Earnings	1.8	0.0	1.8
Total 2023-24 Funds Available	178.7	0.0	178.7
<b>FUNDS AVAILABLE 2024-25</b>			
Estimated Transfers from Unclaimed Property TF	180.0	0.0	180.0
Nonoperating Revenue	1.5	0.0	1.5
Interest Earnings	1.9	0.0	1.9
Total 2024-25 Funds Available	183.4	0.0	183.4

FOOTNOTES

(A) Proviso in Specific Appropriation 105A of HB 5001 (Chapter 2020-111, L.O.F.) specifies that the funds are contingent on the deposit of \$14,765,000 into the State School Trust Fund as a result of the sale of surplus conservation land as provided and approved in Item 6 of the agenda of the February 8, 2018, meeting of the Board of Trustees of the Internal Improvement Trust Fund.

**Measures Affecting Revenue and Tax Administration - 2020 Regular Session  
Increase/(Decrease) in \$ Millions  
FINAL**

Chapter Law	BILL #	Issue	Tax	FY 20-21							
				GR		Trust		Local/Other		Total	
				Cash	Recur.	Cash	Recur.	Cash	Recur.	Cash	Recur.
2020-174	133	Towing and Immobilizing Vehicles and Vessels	Local Taxes and Fees	0.0	0.0	0.0	0.0	+/-	+/-	+/-	+/-
2020-80	171	Postsecondary Education for Certain Military Personnel	Tuition and Fees	0.0	0.0	0.0	0.0	(**)	(**)	(**)	(**)
2020-73	344	Clerk of Court Fees	Article V Fees	(*)	(*)	(*)	(*)	(*)	(*)	(*)	(*)
JR	369	Increase Portability Transfer Period (1)	Ad Valorem	0.0	0.0	0.0	0.0	0.0	0/(**)	0.0	0/(**)
Implementing	371	Increase Portability Transfer Period (2)	Ad Valorem	0.0	0.0	0.0	0.0	0.0	0/(**)	0.0	0/(**)
2020-176	387/1135	Miscellaneous Specialty License Plates	Highway Safety Fees	**	**	**	**	**	**	**	**
2020-133	713	Registered Chiropractic Assistants Fee (Section 18)	Other Taxes and Fees	(*)	(*)	(*)	(0.1)	0.0	0.0	(*)	(0.1)
2020-18	716	County Boundaries	Ad Valorem	0.0	0.0	0.0	0.0	+/- ins.	+/- ins.	+/- ins.	+/- ins.
2020-156	731	AHCA Licensing - Background Screening (Section 40)	Other Taxes and Fees	0/(*)	0/(*)	0/(*)	0/(*)	0.0	0.0	0/(*)	0/(*)
2020-156	731	AHCA Licensing - Certified Clinics (Section 17)	Other Taxes and Fees	(*)	(*)	(0.2)	(0.2)	0.0	0.0	(0.2)	(0.2)
2020-156	731	AHCA Licensing - Multiphasic Licensure Repeal (Sections 20, 26, 32, 34-35, 51, 55-60)	Other Taxes and Fees	(*)	(*)	(0.1)	(0.1)	0.0	0.0	(0.1)	(0.1)
VETOED	789	Driver License Fees	Highway Safety Fees	*	*	*	*	0.0	0.0	*	*
VETOED	810	Sales Tax Loss Due to Prohibited Sales of Flavored Nicotine Products	Sales and Use Tax	(**)	(**)	(**)	(**)	(**)	(**)	(**)	(**)
VETOED	810	Increased Minimum Legal Age of Tobacco Products to 21	Tobacco Tax and Surcharge	0.0	0.0	0.0	0.0	0.0	0.0	0.0	0.0
JR	877	Combat Disabled Vet Discount/Surviving Spouses (3)	Ad Valorem	0.0	0.0	0.0	0.0	0.0	0/(**)	0.0	0/(**)
Implementing	879	Combat Disabled Vet Discount/Surviving Spouses (4)	Ad Valorem	0.0	0.0	0.0	0.0	0.0	0/(**)	0.0	0/(**)
2020-69	971	Electric Bicycles	Highway Safety Fees	(*)	(*)	(*)	(*)	0.0	0.0	(*)	(*)
2020-58	1066	Impact Fees	Local Taxes and Fees	0.0	0.0	0.0	0.0	(**)	(**)	(**)	(**)
2020-98	1118	Redirects from General Revenue to Inmate Welfare TF	Other Taxes and Fees	(2.3)	(2.3)	2.3	2.3	0.0	0.0	0.0	0.0
2020-181	1135/387	Miscellaneous Specialty License Plates	Highway Safety Fees	-----**See CS/HB387/HB1195**-----							
2020-160	1193	Business License and Registration Fees	Other Taxes and Fees	(0.1)	(0.1)	(1.4)	(1.3)	(**)	(**)	(1.5)	(1.4)
2020-141	1275	DACS Inspection Fees	Other Taxes and Fees	+/- ins.	+/- ins.	+/- ins.	+/- ins.	0.0	0.0	+/- ins.	+/- ins.
2020-151	1276	Donations to the Citrus Advertising State Trust Fund	Other Taxes and Fees	0.0	0.0	0.0	0.0	0/**	0/**	0/**	0/**
2020-61	1392	Appellate Court Filing Fees	Article V Fees	0.2	0.4	*	0.1	(0.1)	(0.3)	0.1	0.2
2020-123	1414	Free Fishing Days - Add 2 Days	Other Taxes and Fees	(*)	(*)	(*)	(*)	0.0	0.0	(*)	(*)
2020-47	1461	Health Access Dental Licenses	Other Taxes and Fees	*	*	*	*	0.0	0.0	*	*
2020-78	1742	Home Medical Equipment Providers - Licensure Fees	Other Taxes and Fees	(*)	(*)	(*)	(*)	0.0	0.0	(*)	(*)
2020-114	5003	Indigent Criminal Defense Trust Fund (Sections 61-62)	Article V Fees	0.0	0.0	0.0	0.0	0.0	0.0	0.0	0.0
2020-39	7012	Licensure Fees (Section 11)	Other Taxes and Fees	(*)	(*)	(*)	(*)	0.0	0.0	(*)	(*)

**Measures Affecting Revenue and Tax Administration - 2020 Regular Session  
Increase/(Decrease) in \$ Millions  
FINAL**

Chapter Law	BILL #	Issue	Tax	FY 20-21							
				GR		Trust		Local/Other		Total	
				Cash	Recur.	Cash	Recur.	Cash	Recur.	Cash	Recur.
2020-184	7095	Piqqyback	Corporate Income Tax	+/-	+/-	0.0	0.0	0.0	0.0	+/-	+/-
2020-10	7097	Affordable Housing (Section 10)	Ad Valorem	0.0	0.0	0.0	0.0	0.0	(*)	0.0	(*)
2020-10	7097	Hospitals - County Benefit (Section 2)	Ad Valorem	0.0	0.0	0.0	0.0	0.0	**	0.0	**
2020-10	7097	Hurricane Michael Damage - 5 years (Section 3)	Ad Valorem	0.0	0.0	0.0	0.0	0.0	(**)	0.0	(**)
2020-10	7097	Service Exemption Additional Operations (Sections 7-9)	Ad Valorem	0.0	0.0	0.0	0.0	(*)	(*)	(*)	(*)
2020-10	7097	Surplus Lines (Section 28)	Insurance Premium Tax	+/-	+/-	+/-	+/-	0.0	0.0	+/-	+/-
2020-10	7097	Back to School Holiday - 3 Days, \$60 clothing, Supplies \$15 (Section 30)	Sales and Use Tax	(32.3)	0.0	(*)	0.0	(9.5)	0.0	(41.8)	0.0
2020-10	7097	Disaster Preparedness Sales Tax Holiday 7 Days(Section 31)	Sales and Use Tax	(4.3)	0.0	(*)	0.0	(1.3)	0.0	(5.6)	0.0
2020-10	7097	Information Returns (Section 20)	Various Taxes	**	**	**	**	**	**	**	**
2020-10	7097	Refund Statute of Limitations (Section 25-26)	Various Taxes	(**)	(**)	(**)	(**)	(**)	(**)	(**)	(**)
<b>TOTAL</b>				<b>(38.8)</b>	<b>(2.0)</b>	<b>0.6</b>	<b>0.7</b>	<b>(10.9)</b>	<b>(0.3)</b>	<b>(49.1)</b>	<b>(1.6)</b>
<b>VETOES</b>				<b>0.0</b>	<b>0.0</b>	<b>0.0</b>	<b>0.0</b>	<b>0.0</b>	<b>0.0</b>	<b>0.0</b>	<b>0.0</b>
<b>TOTAL LESS VETOES</b>				<b>(38.8)</b>	<b>(2.0)</b>	<b>0.6</b>	<b>0.7</b>	<b>(10.9)</b>	<b>(0.3)</b>	<b>(49.1)</b>	<b>(1.6)</b>

(1) - The Conference adopted a zero / negative indeterminate impact since this is a joint resolution proposing an amendment to be submitted to the voters. If the constitutional amendment does not pass, the impact is zero. If approved, the Conference adopted the following impact:

	School		Non-School		Total Local/Other	
	Cash	Recurring	Cash	Recurring	Cash	Recurring
2020-21	0.0	(3.8)	0.0	(6.4)	0.0	(10.2)
2021-22	(0.7)	(3.8)	(1.2)	(6.4)	(1.8)	(10.2)
2022-23	(1.5)	(3.8)	(2.4)	(6.4)	(3.9)	(10.2)
2023-24	(2.2)	(3.8)	(3.8)	(6.4)	(6.0)	(10.2)
2024-25	(3.0)	(3.8)	(5.1)	(6.4)	(8.1)	(10.2)

(2) - The impact of the implementing bill to the constitutional amendment is zero/negative indeterminate due to the requirement for a statewide referendum. If the constitutional amendment does not pass, the impact is zero. If approved, the Conference adopted the following impact:

	School		Non-School		Total Local/Other	
	Cash	Recurring	Cash	Recurring	Cash	Recurring
2020-21	0.0	(3.8)	0.0	(6.4)	0.0	(10.2)
2021-22	(0.7)	(3.8)	(1.2)	(6.4)	(1.8)	(10.2)
2022-23	(1.5)	(3.8)	(2.4)	(6.4)	(3.9)	(10.2)
2023-24	(2.2)	(3.8)	(3.8)	(6.4)	(6.0)	(10.2)
2024-25	(3.0)	(3.8)	(5.1)	(6.4)	(8.1)	(10.2)

**Measures Affecting Revenue and Tax Administration - 2020 Regular Session  
Increase/(Decrease) in \$ Millions  
FINAL**

Chapter Law	BILL #	Issue	Tax	FY 20-21							
				GR		Trust		Local/Other		Total	
				Cash	Recur.	Cash	Recur.	Cash	Recur.	Cash	Recur.

(3) - The Conference adopted a zero / negative indeterminate impact since this is a joint resolution proposing an amendment to be submitted to the voters. If the constitutional amendment does not pass, the impact is zero. If approved, the Conference adopted the following impact:

	School		Non-School		Total Local/Other	
	Cash	Recurring	Cash	Recurring	Cash	Recurring
2020-21	0.0	0.0	0.0	(20.5)	0.0	(20.5)
2021-22	0.0	0.0	(21.1)	(21.1)	(21.1)	(21.1)
2022-23	0.0	0.0	(21.8)	(21.8)	(21.8)	(21.8)
2023-24	0.0	0.0	(22.4)	(22.4)	(22.4)	(22.4)
2024-25	0.0	0.0	(23.1)	(23.1)	(23.1)	(23.1)

(4) - The impact of the implementing bill to the constitutional amendment is zero/negative indeterminate due to the requirement for a statewide referendum. If the constitutional amendment does not pass, the impact is zero. If approved, the Conference adopted the following impact:

	School		Non-School		Total Local/Other	
	Cash	Recurring	Cash	Recurring	Cash	Recurring
2020-21	0.0	0.0	0.0	(20.5)	0.0	(20.5)
2021-22	0.0	0.0	(21.1)	(21.1)	(21.1)	(21.1)
2022-23	0.0	0.0	(21.8)	(21.8)	(21.8)	(21.8)
2023-24	0.0	0.0	(22.4)	(22.4)	(22.4)	(22.4)
2024-25	0.0	0.0	(23.1)	(23.1)	(23.1)	(23.1)

**Notes:** The symbols used in this document have the following meanings:

- \* Insignificant positive (less than \$50,000)
- (\*) Insignificant negative (less than \$50,000)
- \*\* Indeterminate positive
- (\*\*) Indeterminate negative
- 0/\* Insignificant positive or zero
- 0/(\*) Insignificant negative or zero
- 0/\*\* Indeterminate positive or zero
- 0/(\*\*) Indeterminate negative or zero
- +/- Indeterminate positive or negative
- +/- ins. Insignificant positive or negative

**2020 REGULAR LEGISLATIVE SESSION - SUPPLEMENTAL APPROPRIATIONS**

Bill Number	Chapter Law	Summary	General Revenue		Trust Fund		Total All Funds
			Recurring	Nonrecurring	Recurring	Nonrecurring	
<b>FY 2019-2020</b>							
HB 7097	2020-010	Taxation		311,000			311,000
SB 28	2020-186	Relief of Clifford Williams		2,150,000			2,150,000
<b>TOTAL FY 2019-2020</b>			0	2,461,000	0	0	2,461,000
<b>FY 2020-2021</b>							
HB 607	2020-009	Direct Care Workers	5,000,000		539,239	250,058	5,789,297
SB 1092	2020-096	Fire Prevention and Control			250,000		250,000
SB 1118	2020-098	Inmate Welfare Trust Funds			2,500,000		2,500,000
HB 763	2020-134	Patient Safety Culture Surveys			74,173	87,474	161,647
HB 1391	2020-161	Technology Innovation				50,000	50,000
HB 1047	2020-180	Construction Materials Mining Activities	600,000	440,000		1,000,000	2,040,000
HB 1049	VETOED	Offices of Judges of Compensation Claims			1,114,087		1,114,087
<b>TOTAL FY 2020-2021</b>			5,600,000	440,000	4,477,499	1,387,532	11,905,031
<b>GRAND TOTAL</b>			5,600,000	2,901,000	4,477,499	1,387,532	14,366,031

**TRUTH IN BONDING STATEMENT  
IN SUPPORT OF THE 2020-21 GENERAL APPROPRIATIONS ACT**

**Turnpike Revenue Bonds**

The State of Florida has authorized no new debt or obligation for Florida Turnpike construction projects in accordance with s. 338.227, F.S., beginning in Fiscal Year 2020-21. From prior authorizations, the Department of Transportation plans to issue approximately \$215.7 million of debt or obligation.

**Right-of-Way Bonds**

The State of Florida has authorized \$33.3 million of new debt or obligation for Advanced Right-of-Way Acquisition and Bridge Construction projects in accordance with s. 215.605, F.S., beginning in Fiscal Year 2020-21. The debt or obligation is expected to be repaid over a period of 30 years. At a forecasted interest rate of 4.75%, the total interest paid over the life of the bonds will be \$30.4 million. From prior authorizations, the Department of Transportation also plans to issue approximately \$219.0 million of debt or obligation.

**Transportation Financing Corporation**

The State of Florida has authorized no new debt or obligation for a construction project in accordance with s. 339.0809, F.S., beginning in Fiscal Year 2020-21. From prior authorizations, the Department of Transportation plans to issue approximately \$189.9 million of debt or obligation.

**GARVEE Bonds**

The State of Florida has authorized \$50.2 million of new debt or obligation for construction, reconstruction, and improvement of projects that are eligible to receive federal-aid highway funds in accordance with s. 215.616, F.S., beginning in Fiscal Year 2020-21. The debt or obligation is expected to be repaid over a period of 12 years. At a forecasted interest rate of 4.75%, the total interest paid over the life of the bonds will be \$17.0 million. From prior authorizations, the Department of Transportation also plans to issue approximately \$101.3 million of debt or obligation.

**Corrections Facilities Bonds**

The State of Florida is proposing to issue \$161.4 million of debt or obligation for the purpose of corrections mental health facilities construction projects on behalf of the Department of Corrections and the Department of Management Services. The debt or obligation is expected to be repaid over a period of 20 years. At a forecasted interest rate of 4.75%, the total interest paid over the life of the debt will be \$86.7 million.

**SUMMARY OF OUTSTANDING STATE DEBT**

As reported by the Division of Bond Finance in the State of Florida 2019 Debt Report released in December 2019, total State direct debt outstanding as of June 30, 2019, was \$20.6 billion. Of this amount, net tax-supported debt for programs supported by state tax revenues or tax-like revenues totaled \$17 billion while self-supporting debt, representing debt secured by revenues generated from operating bond-financed facilities, totaled \$3.7 billion.