

The Florida Legislature

Fiscal Analysis in Brief



**2021 Legislative Sessions
Including Special Session A**

**General Appropriations Act
Chapter 2021-36, Laws of Florida
Adjusted for Vetoes and Supplementals**

FISCAL ANALYSIS IN BRIEF

For Fiscal Year 2021-22

The Fiscal Analysis in Brief is an annual report prepared by the Florida Legislature to summarize fiscal and budgetary information affecting the 2021-22 fiscal year. Actions relating to appropriations and measures affecting revenue from both the 2021 Regular Session and Special Session A are included in this report.

The document contains graphical depictions and detailed listings of appropriations, fund sources, nonrecurring issues, vetoed items, financial outlooks, and legislation affecting revenues.

It also includes the Truth in Bonding Statement used to support the General Appropriations Act. The document reflects appropriated funds only and does not include local revenue for educational entities such as local property tax revenue and student fees.

Various sources were used to prepare this document. Among the most important were data from the Legislative Appropriations System/Planning and Budgeting Subsystem (LAS/PBS), multiple consensus estimating conferences, the General Appropriations Act and other fiscal-related legislation, the Governor's Veto Message, and explanatory information used during the appropriations process.

Published July 2021

TABLE OF CONTENTS

Overview and Summaries	Page
Chart 1 - Appropriations by Fund Source	1
Chart 2 - Appropriations by Program Area (Sections of the Appropriations Bill)	2
Chart 3 - Appropriations by Expenditure Type	3
Chart 4 and Chart 5 - Appropriations History: Combined Total, Percent, and Appropriation Levels	4
Chart 6 - Total Appropriations By Program Area, By Fund Source	5
Chart 7 - General Revenue Appropriations by Program Area	6
Chart 8 - Summary of Appropriations	7
Appropriations by Detail Fund	8
Nonrecurring Appropriations Adjusted for Vetoes and Supplemental Appropriations	12
Vetoed Appropriations	27
Revenue Sources and Financial Outlooks	
Chart 9 - Projected Recurring General Revenue Sources	32
General Revenue Fund - Consensus Revenue Estimating Conference Retrospect, FY 2018-19 and FY 2019-20	33
General Revenue Fund Financial Outlook Statement, FY 2020-21 through FY 2025-26	34
Florida Tobacco Settlement Trust Fund - Consensus Revenue Estimating Conference Retrospect, FY 2018-19 and FY 2019-20	38
Florida Tobacco Settlement Trust Fund Financial Outlook Statement, FY 2020-21 through FY 2025-26	39
Educational Enhancement Trust Fund - Consensus Revenue Estimating Conference Retrospect, FY 2018-19 and FY 2019-20	42
Educational Enhancement Trust Fund Financial Outlook Statement, FY 2020-21 through FY 2025-26	43
State School Trust Fund - Consensus Revenue Estimating Conference Retrospect, FY 2018-19 and FY 2019-20	45
State School Trust Fund Financial Outlook Statement, FY 2020-21 through FY 2025-26	46
Other Related Information	
Measures Affecting Revenue and Tax Administration	48
2021 Regular Session	
2021 Special Session A	
Bills With Supplemental Appropriations	52
Truth in Bonding Statement FY 2021-22	53

Chart 1
Senate Bill 2500, Chapter 2021-36, Laws of Florida
Appropriations by Fund Source for Fiscal Year 2021-22
Adjusted for Vetoes, Supplementals (Including Special Session A)
(Dollars in Millions)

Funding Source	Dollars	Percent
General Revenue	36,468.0	35.9%
Other Trust Funds (Federal)	39,939.1	39.3%
State Trust Funds		
Tobacco Settlement Trust Fund	409.2	0.4%
Education Enhancement Trust Fund	2,409.4	2.4%
Other Trust Funds (State)	22,428.1	22.1%
Total State Trust Funds	25,246.7	24.8%
Total	101,653.8	100.0%

Note: Subtotals and totals may not add due to rounding.

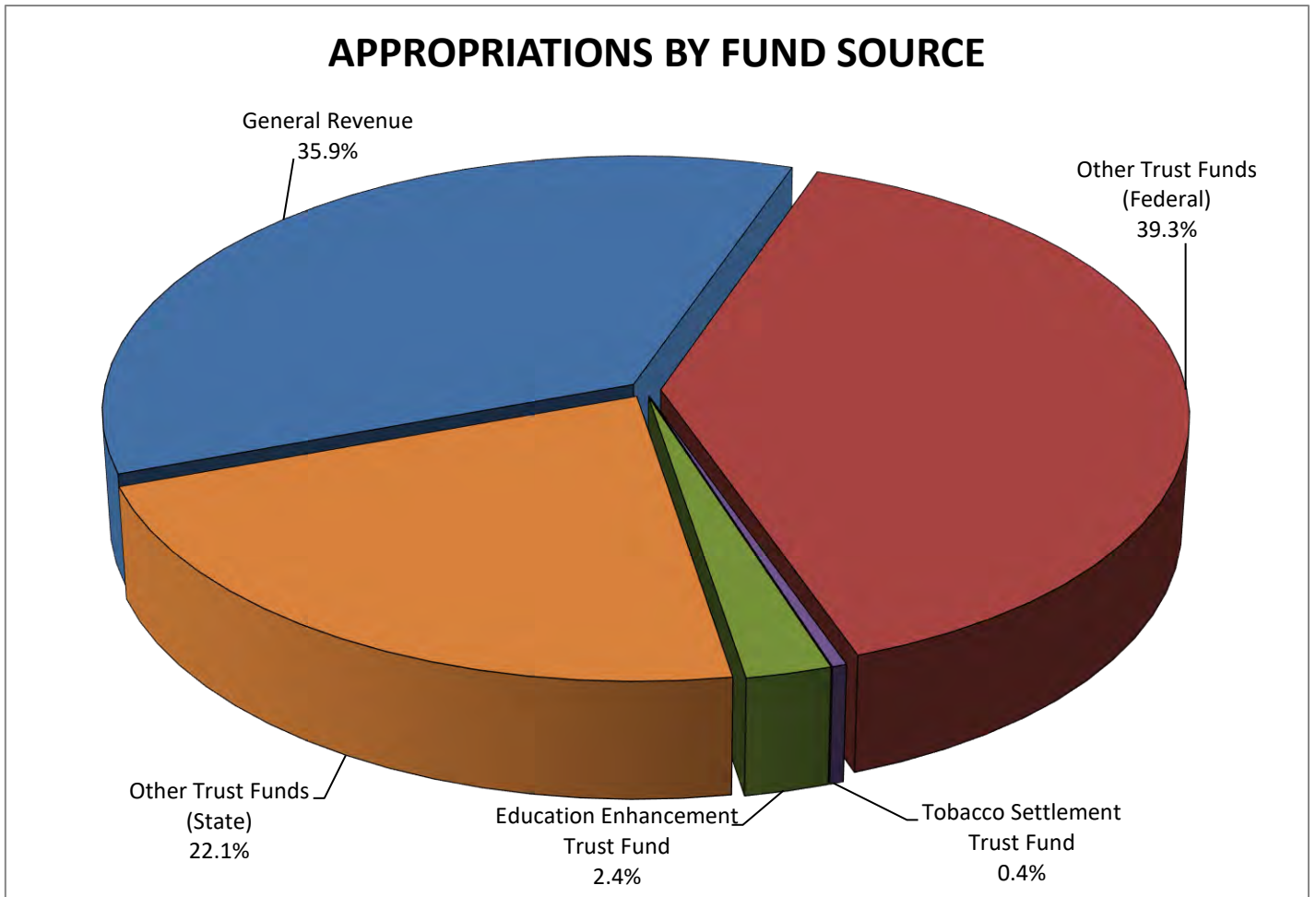


Chart 2
Senate Bill 2500, Chapter 2021-36, Laws of Florida
Appropriations by Program Area for Fiscal Year 2021-22
Adjusted for Vetoes, Supplementals (Including Special Session A)
(Dollars in Millions)

Program Area (Section of General Appropriations Act)	Dollars	Percent
Education	30,090.2	29.6%
Human Services	44,562.8	43.8%
Judicial Branch	667.2	0.7%
Criminal Justice and Corrections	5,218.2	5.1%
Natural Resources/ Environment/ Growth Management/ Transportation	14,657.3	14.4%
General Government	6,458.0	6.4%
Total	101,653.8	100.0%

Note: Subtotals and totals may not add due to rounding.

APPROPRIATIONS BY PROGRAM AREA

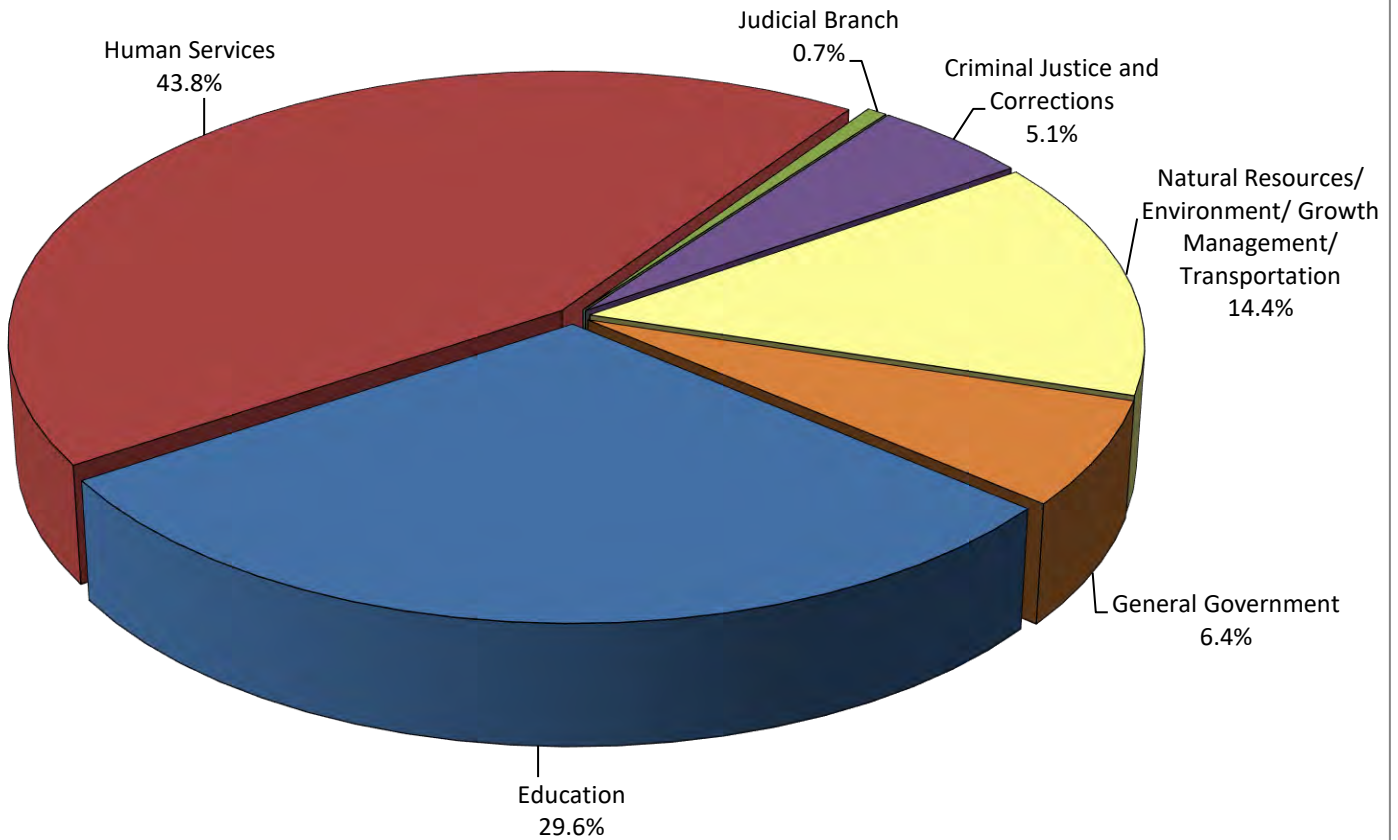
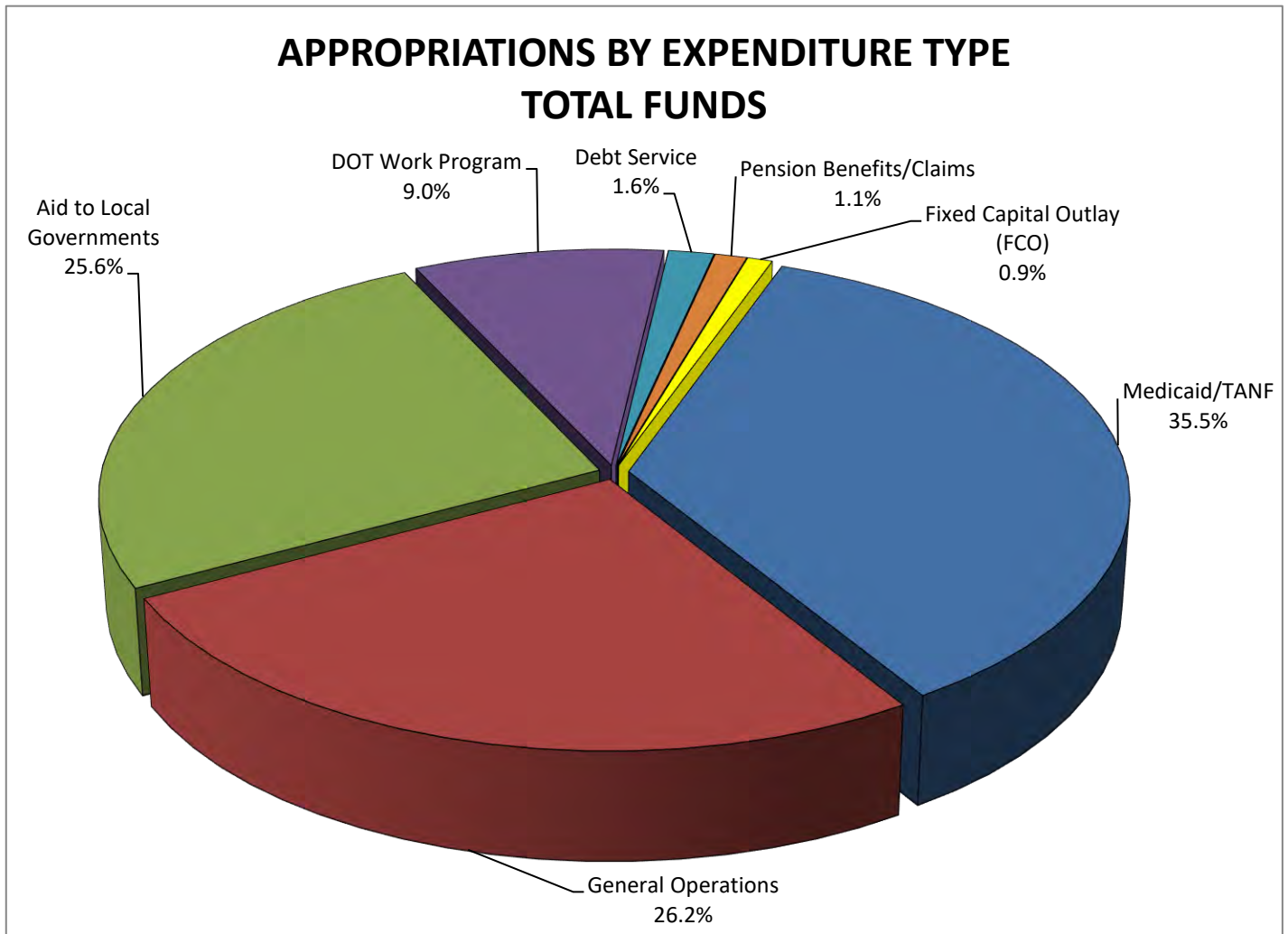


Chart 3
Senate Bill 2500, Chapter 2021-36, Laws of Florida
Appropriations by Expenditure Type for Fiscal Year 2021-22
Adjusted for Vetoes, Supplementals (Including Special Session A)
(Dollars in Millions)

Expenditure Type	Dollars	Percent
Medicaid/TANF	36,073.3	35.5%
General Operations	26,647.4	26.2%
Aid to Local Governments	26,055.5	25.6%
DOT Work Program	9,124.5	9.0%
Debt Service	1,666.8	1.6%
Pension Benefits/Claims	1,168.9	1.1%
Fixed Capital Outlay (FCO)	917.3	0.9%
Total	101,653.8	100.0%

Note: Subtotals and totals may not add due to rounding.



Charts 4 and 5
Senate Bill 2500, Chapter 2021-36, Laws of Florida
Appropriations History
Adjusted for Vetoes, Supplementals (Including Special Session A)
(Dollars in Millions)

Chart 4

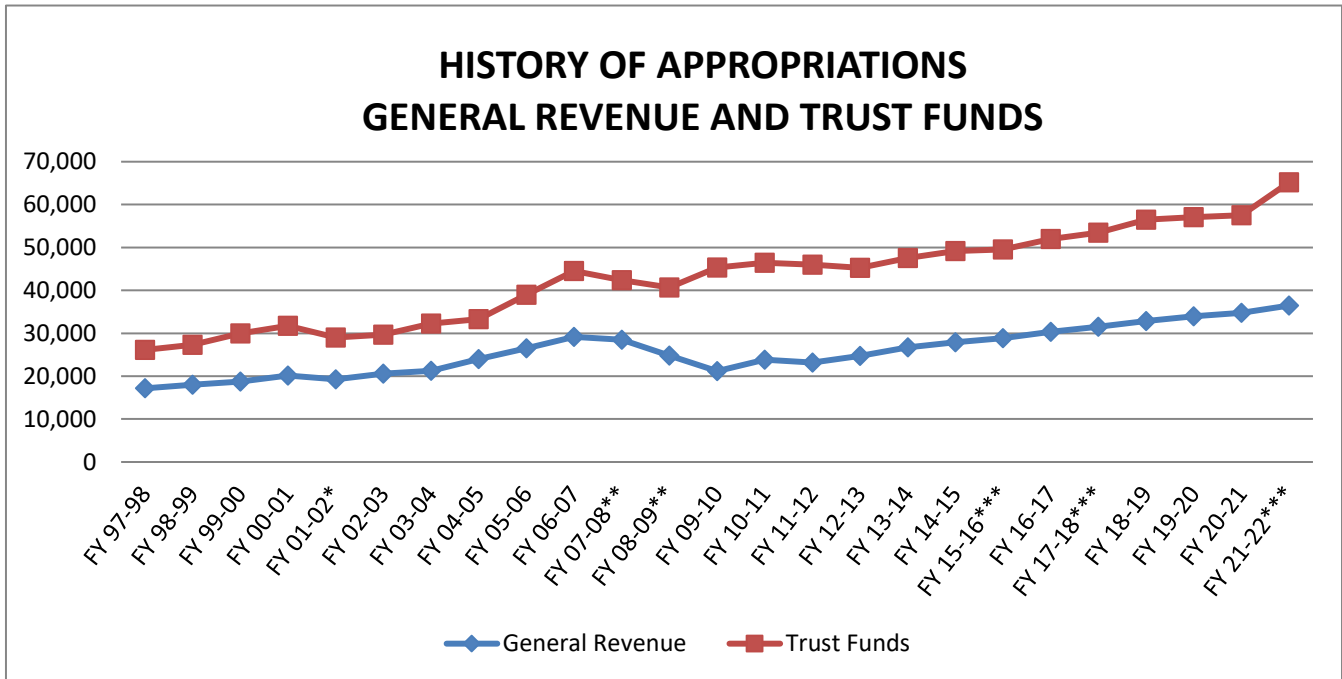
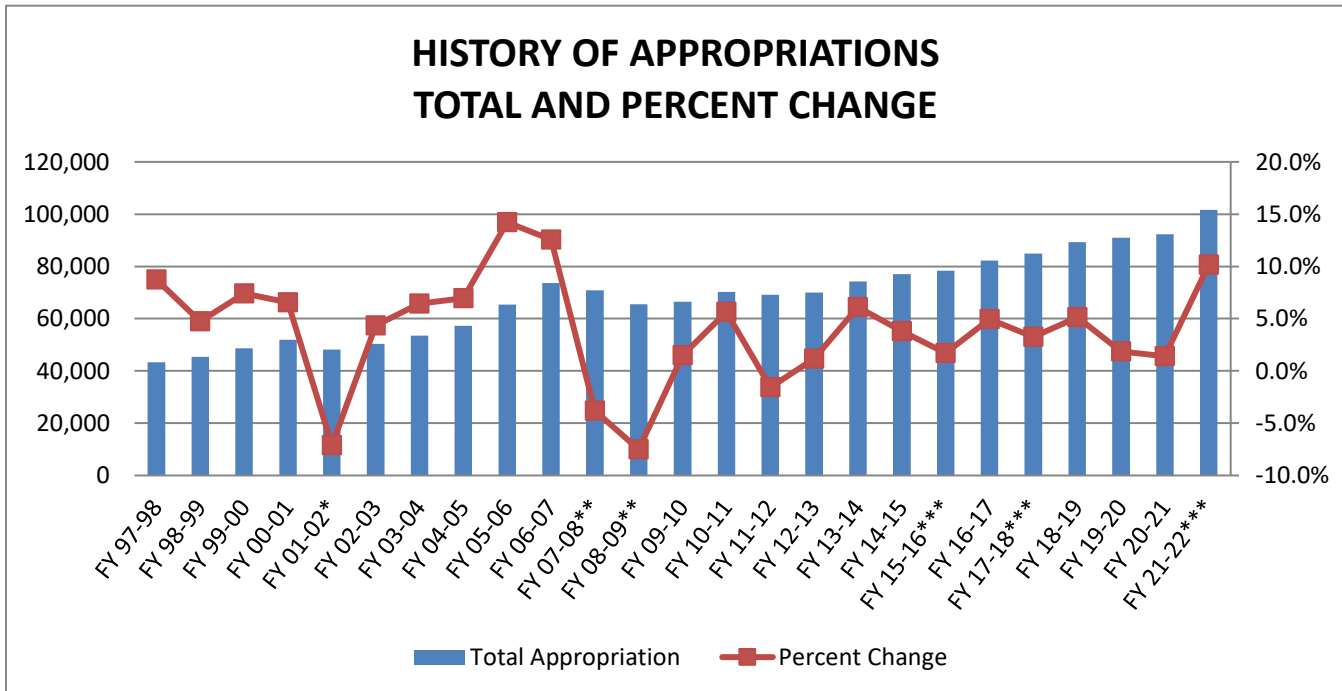


Chart 5



* Fiscal Year 2001-02 Adjusted for December Special Session. Also in Fiscal Year 2001-02, \$6,367.9 million in statutory appropriations were removed from the operating budget.

** Fiscal Years 2007-08 and 2008-09 reflect appropriations after Special Sessions.

*** Fiscal Years 2015-16, 2017-18, and 2021-22 reflect actions passed in both the Regular Session and Special Session A.

Chart 6
Senate Bill 2500, Chapter 2021-36, Laws of Florida
Appropriations by Program Area by Fund Source for Fiscal Year 2021-22
Adjusted for Vetoes, Supplementals (Including Special Session A)
(Dollars in Millions)

Program Area (Section of General Appropriations Act)	General Revenue	Education Enhancement Trust Fund	Tobacco Settlement Trust Fund	Other State Trust Funds	Federal Trust Funds	All Funds
Education	17,738.9	2,409.4	-	3,533.1	6,408.8	30,090.2
Human Services	12,109.8		409.2	6,023.6	26,020.2	44,562.8
Judicial Branch	552.3	-	-	104.0	10.9	667.2
Criminal Justice and Corrections	4,382.1	-	-	469.2	366.8	5,218.2
Natural Resources/ Environment/ Growth Management/ Transportation	382.4	-	-	9,531.7	4,743.2	14,657.3
General Government	1,302.4	-	-	2,766.5	2,389.1	6,458.0
Total	36,468.0	2,409.4	409.2	22,428.1	39,939.1	101,653.8

Note: Subtotals and totals may not add due to rounding.

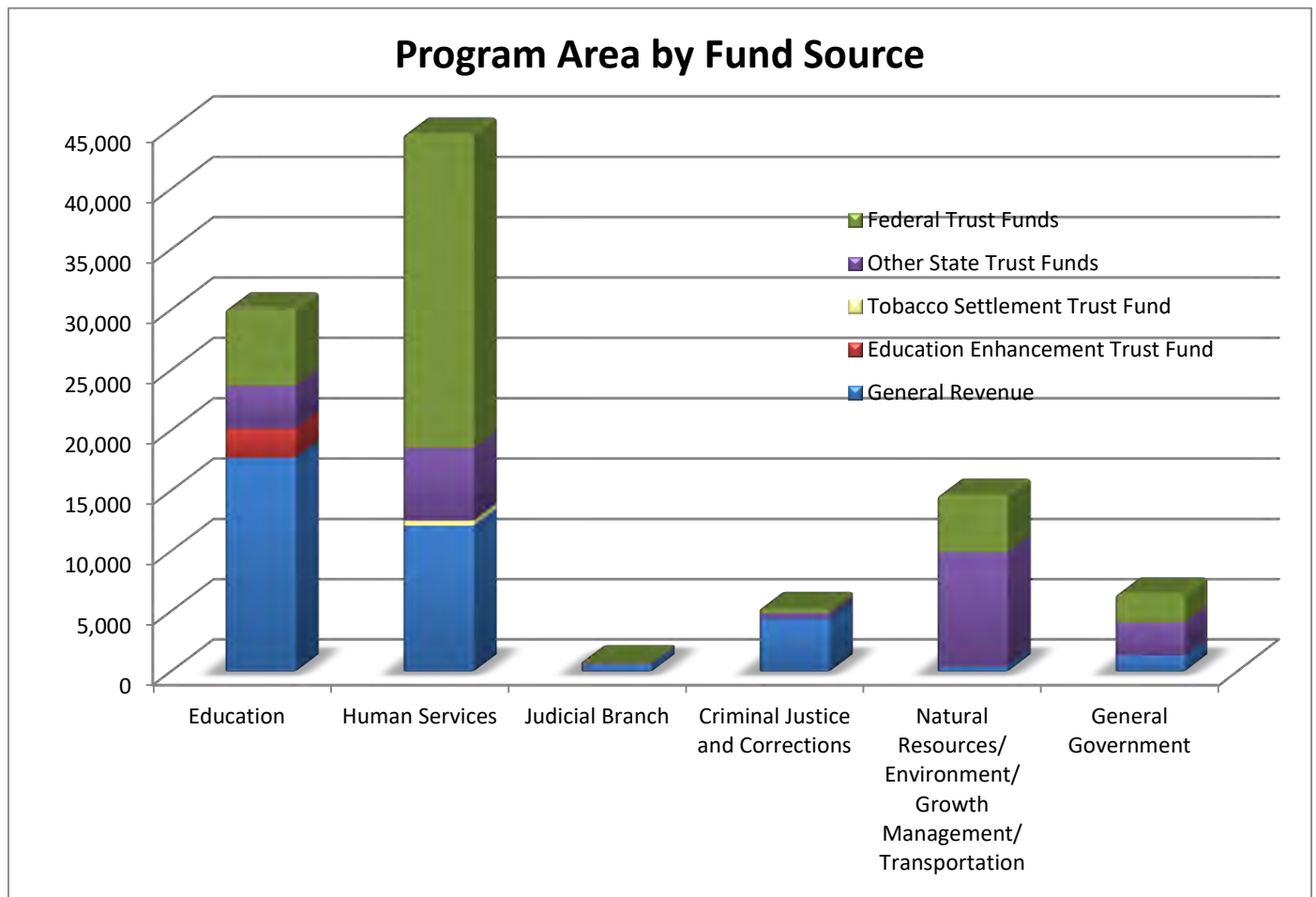


Chart 7
Senate Bill 2500, Chapter 2021-36, Laws of Florida
General Revenue Appropriations by Program Area for Fiscal Year 2021-22
Adjusted for Vetoes, Supplementals (Including Special Session A)
(Dollars in Millions)

Program Area (Section of General Appropriations Act)	Dollars	Percent
Education	17,738.9	48.6%
Human Services	12,109.8	33.2%
Judicial Branch	552.3	1.5%
Criminal Justice and Corrections	4,382.1	12.0%
Natural Resources/ Environment/ Growth Management/ Transportation	382.4	1.0%
General Government	1,302.4	3.6%
Total	36,468.0	100.0%

Note: Subtotals and totals may not add due to rounding.

GENERAL REVENUE APPROPRIATIONS BY PROGRAM AREA

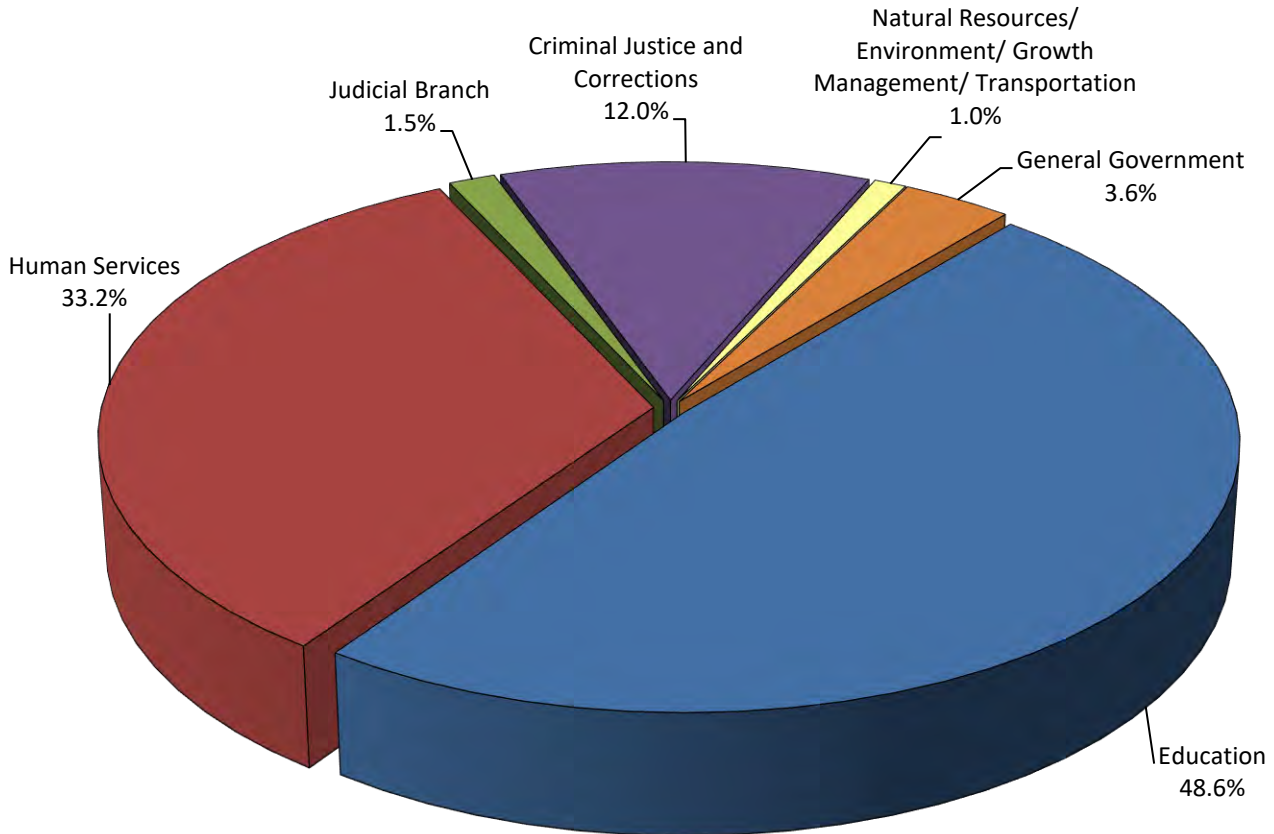


Chart 8
Summary of Fiscal Year 2021-22 Appropriations
Senate Bill 2500, Chapter 2021-36, Laws of Florida
and Other Legislative Actions (Including Special Session A)
(Dollars in Millions)

LEGISLATION - Bill Number (Laws of Florida Number)	Fund Source						All Funds
	General Revenue	Education Enhancement Trust Fund	PECO Trust Fund	Tobacco Settlement Trust Fund	Other State Trust Funds	Federal Trust Funds	
I. Conference Report on SB 2500, General Appropriations Act for FY 2021-22 (Chapter 2021-36, L.O.F.)							
<i>Sections 1-7</i>	36,343.6	2,409.4	1,084.3	409.2	21,358.0	39,939.1	101,543.6
<i>Sections 8 - 154</i>	165.5						165.5
<i>Less Vetoed Items*</i>	(47.0)				(14.2)		(61.1)
<i>Less Failed Contingencies</i>					(0.4)		(0.4)
Net 2021-22 Appropriations in the General Appropriations Act	36,462.2	2,409.4	1,084.3	409.2	21,343.5	39,939.1	101,647.7
II. Fiscal Year 2021-22 Supplemental Appropriations - Regular Session and Special Session A							
	5.8				0.3		6.1
<i>Less Vetoed Appropriations in Supplemental Bills</i>					(0.1)		(0.1)
<i>Less Failed Contingencies</i>							
SUBTOTAL	36,468.0	2,409.4	1,084.3	409.2	21,343.7	39,939.1	101,653.8
III. Other 2021-22 Appropriations and Transfers							
Transfer to the Budget Stabilization Fund (not required)							
Total Effective 2021-22 Appropriations as Adjusted	36,468.0	2,409.4	1,084.3	409.2	21,343.7	39,939.1	101,653.8

* Vetoes of items in Sections 1-7. Vetoes of items not considered appropriations will not be included in the Less Vetoed Items totals above, and therefore may not match the veto totals contained on the Vetoed Appropriations list on pages 27-31.

Note: Subtotals and totals may not add due to rounding.

**Fiscal Year 2021-22 Appropriations by Detail Fund
Adjusted for Vetoes, Supplementals (Including Special Session A)**

	Fund Title	Fund #	State Dollars	Federal Dollars	Total Dollars
1	ADMINISTRATIVE TRUST FUND	2021	220,258,648	135,637,255	355,895,903
2	AG EMERGENCY ERAD TF	2360	21,968,872		21,968,872
3	AIR POLLUTION CONTROL TF	2035	23,135,859	2,114,410	25,250,269
4	ALCOHOL/DRUGABU/MEN HLH TF	2027		263,623,969	263,623,969
5	ALCOHOLIC,BEV,TOBACCO TF	2022	29,741,671		29,741,671
6	ANTI-FRAUD TRUST FUND	2038	200,000		200,000
7	ARCHITECTS INCIDENTAL TF	2033	1,124,897		1,124,897
8	BIOMEDICAL RESEARCH TF	2245	39,430,790		39,430,790
9	BRAIN & SPINAL CORD INJ/TF	2390	12,926,610	340,226	13,266,836
10	CAMP BLANDING MANAGEMNT TF	2069	2,258,316		2,258,316
11	CAP IMPROVEMENTS FEE TF	2071	60,395,937		60,395,937
12	CAPITAL COLLATERAL REG TF	2073	590,538	753,917	1,344,455
13	CERTIFICATION PROGRAM TF	2092	1,395,054		1,395,054
14	CHILD CARE/DEV BLK GRNT TF	2098		1,235,193,697	1,235,193,697
15	CHILD SUPPORT INCENTIVE TF	2075		40,006,978	40,006,978
16	CHILD SUPPORT TRUST FUND	2084	9,347,662	19,051,180	28,398,842
17	CHILD WELFARE TRAINING TF	2083	2,173,055		2,173,055
18	CITRUS ADVERTISING TF	2090	16,143,506	5,000,000	21,143,506
19	CITRUS INSPECTION TF	2093	10,074,694		10,074,694
20	CIVIL RICO TRUST FUND	2095	200,020		200,020
21	CLERKS OF THE COURT TF	2588	40,902,734		40,902,734
22	COASTAL PROTECTION TF	2099	13,555,684		13,555,684
23	COMMUNICATIONS WKG CAP TF	2105	127,119,626		127,119,626
24	CORRECTION WORK PROGRAM TF	2151	29,423,939		29,423,939
25	COUNTY HEALTH DEPT TF	2141	692,402,099	177,018,590	869,420,689
26	COURT EDUCATION TRUST FUND	2146	3,854,289		3,854,289
27	COURT/CSE COLL SYS TF	2115	858,628		858,628
28	CRIM JUST STAND & TRAIN TF	2148	12,208,236		12,208,236
29	CRIME STOPPERS TF	2202	4,780,286		4,780,286
30	CRIMES COMPENSATION TF	2149	23,682,651		23,682,651
31	CSE APP FEE & PROG REV TF	2104	2,938,526		2,938,526
32	DIV OF LICENSING TF	2163	41,654,467		41,654,467
33	DIV UNIV FAC CONST ADM TF	2222	6,228,105		6,228,105
34	DOMESTIC VIOLENCE TF	2157	7,979,986		7,979,986
35	DONATIONS TRUST FUND	2168	59,474,416	146,537,261	206,011,677
36	DRINKING WATER REV LOAN TF	2044		128,001,478	128,001,478
37	ECONOMIC DEVELOPMENT TF	2177	5,920,000		5,920,000
38	ED CERTIFICATION/SVC TF	2176	9,337,251		9,337,251
39	ED MEDIA & TECHNOLOGY TF	2183	133,426		133,426
40	ED/GEN STUD & OTHR FEES TF	2164	1,957,486,926		1,957,486,926
41	EDUCATIONAL ENHANCEMENT TF	2178	2,409,443,736		2,409,443,736
42	ELECTIONS COMMISSION TF	2511	1,612,016		1,612,016
43	EMER MGMG PREP/ASST TF	2191	17,531,869		17,531,869
44	EMERGENCY MED SVC TF	2192	22,675,204		22,675,204
45	EMPLOYMENT SECURITY ADM TF	2195		375,596,494	375,596,494
46	EPILEPSY SERVICES TF	2197	815,278		815,278
47	EXEC BR LOBBY REGIS TF	2203	186,076		186,076
48	FED LAW ENFORCEMENT TF	2719	57,984	1,537,508	1,595,492
49	FEDERAL GRANTS TRUST FUND	2261	18,609,986	7,907,956,271	7,926,566,257
50	FEDERAL REHABILITATION TF	2270	67,701	224,804,457	224,872,158
51	FINANCIAL INST REG TF	2275	11,639,864		11,639,864

**Fiscal Year 2021-22 Appropriations by Detail Fund
Adjusted for Vetoes, Supplementals (Including Special Session A)**

	Fund Title	Fund #	State Dollars	Federal Dollars	Total Dollars
52	FL AGRIC PROM CAMPAIGN TF	2920	315,267		315,267
53	FL CONDO/TIMESHARE/MH TF	2289	7,446,107		7,446,107
54	FL FACILITIES POOL CLR TF	2313	20,040,320		20,040,320
55	FL INTER TRADE & PROM TF	2338	5,173,245		5,173,245
56	FL.CRIME PREV TR IN REV TF	2302	849,729		849,729
57	FL.PANTHER RESCH & MAN TF	2299	999,694		999,694
58	FLORIDA FOREVER TF	2348	1,998,100		1,998,100
59	FOOD & NUTRITION SVCS TF	2315		1,270,618,546	1,270,618,546
60	FORFEIT/INVES SUPPORT TF	2316	3,261,330	934,979	4,196,309
61	GAS TAX COLLECTION TF	2319	5,192,150		5,192,150
62	GENERAL INSPECTION TF	2321	78,476,740	100,090	78,576,830
63	GRANTS AND DONATIONS TF	2339	2,928,070,317	1,078,561,605	4,006,631,922
64	HEALTH CARE TRUST FUND	2003	820,833,973	48,384,712	869,218,685
65	HIGHWAY SAFETY OPER TF	2009	483,712,900	14,645,371	498,358,271
66	HOTEL AND RESTAURANT TF	2375	27,666,987		27,666,987
67	INCIDENTAL TRUST FUND	2381	14,729,665		14,729,665
68	INDIGENT CIVIL DEFENSE TF	2976	310,980		310,980
69	INDIGENT CRIM DEFENSE TF	2974	27,224,896		27,224,896
70	INLAND PROTECTION TF	2212	117,235,684		117,235,684
71	INSTITUTE ASSESSMENT TF	2380	4,404,485		4,404,485
72	INSURANCE REG TF	2393	158,404,721		158,404,721
73	INTERNAL IMPROVEMENT TF	2408	29,923,615		29,923,615
74	INVASIVE PLANT CONTROL TF	2030	7,851,048		7,851,048
75	JUV CRIME PREV/ERLY INT TF	2415	1,262,903		1,262,903
76	JUVENILE JUSTICE TRNG TF	2417	1,636,860		1,636,860
77	L/G HF-CT SALES TAX CL TF	2455	25,700,000		25,700,000
78	LAND ACQUISITION TF	2423	1,307,027,214		1,307,027,214
79	LAW ENFORCEMENT RADIO TF	2432	30,003,576		30,003,576
80	LAW ENFORCEMENT TF	2434	733,537		733,537
81	LEGAL AFFAIRS REVOLVING TF	2439	22,637,945		22,637,945
82	LEGAL SERVICES TRUST FUND	2438	23,825,963		23,825,963
83	LEGIS LOBBYIST REGIS TF	2442	315,514		315,514
84	LOCAL GOV HOUSING TF	2250	146,700,000		146,700,000
85	MARINE RESOURCES CONSV TF	2467	79,964,127	1,944,464	81,908,591
86	MARKET IMP WKG CAP TF	2473	3,517,458		3,517,458
87	MAT/CH HLTH BLOCK GRANT TF	2475		20,767,711	20,767,711
88	MEDICAL CARE TRUST FUND	2474	671,333,289	20,502,520,215	21,173,853,504
89	MEDICAL QLTY ASSURANCE TF	2352	70,077,906	178,101	70,256,007
90	MINERALS TRUST FUND	2499	2,152,049		2,152,049
91	MOTOR VEHICLE WARRANTY TF	2492	2,484,871		2,484,871
92	NON-GAME WILDLIFE TF	2504	8,418,432		8,418,432
93	NON-MANDATORY LAND RECL TF	2506	2,200,920		2,200,920
94	NURS STDNT LOAN FORGIVE TF	2505	1,394,198		1,394,198
95	OPERATING TRUST FUND	2510	461,073,316		461,073,316
96	OPERATIONS AND MAINT TF	2516	119,455,885	1,070,198,268	1,189,654,153
97	OPTIONAL RETIREMENT PRG TF	2517	317,338		317,338
98	PARI-MUTUEL WAGERING TF	2520	13,968,044		13,968,044
99	PERC TRUST FUND	2558	1,856,793		1,856,793
100	PERMIT FEE TRUST FUND	2526	15,108,155		15,108,155
101	PEST CONTROL TRUST FUND	2528	4,209,735		4,209,735
102	PHOSPHATE RESEARCH TF	2530	5,239,739		5,239,739

**Fiscal Year 2021-22 Appropriations by Detail Fund
Adjusted for Vetoes, Supplementals (Including Special Session A)**

	Fund Title	Fund #	State Dollars	Federal Dollars	Total Dollars
103	PLAN AND BUDGET SYSTEM TF	2535	6,260,348		6,260,348
104	PLANNING AND EVALUATION TF	2531	30,389,178	9,088,250	39,477,428
105	PLANT INDUSTRY TF	2507	4,431,929		4,431,929
106	POL/FIREMEN PREMIUM TAX TF	2532	1,194,759		1,194,759
107	PRETAX BENEFITS TRUST FUND	2570	850,345		850,345
108	PREVENT HLTH SVCS BL GR TF	2539		1,969,979	1,969,979
109	PRISON INDUSTRIES TF	2385	1,250,000		1,250,000
110	PRIVATE INMATE WELFARE TF	2623	5,055,028		5,055,028
111	PROFESSIONAL REGULATION TF	2547	42,661,917		42,661,917
112	PROFESSIONAL SPORTS DEV TF	2551	3,000,000		3,000,000
113	PUB MEDICAL ASST TF	2565	839,649,772		839,649,772
114	PUBLIC ED CO&DS TRUST FUND	2555	1,084,329,358		1,084,329,358
115	QUALITY LONG-TERM CARE TF	2126		6,002,054	6,002,054
116	R-O-W ACQ/BRIDGE CONST TF	2586	673,869,512		673,869,512
117	RADIATION PROTECTION TF	2569	8,843,565	498,492	9,342,057
118	RAPE CRISIS PROGRAM TF	2089	1,736,884		1,736,884
119	RECORDS MANAGEMENT TF	2572	1,741,064		1,741,064
120	REFUGEE ASSISTANCE TF	2579		3,798,480	3,798,480
121	REGULATORY TRUST FUND	2573	47,877,966		47,877,966
122	RESILIENT FLORIDA TF	2055	29,026,698		29,026,698
123	RET HLTH INS SUBSIDY TF	2583	203,602		203,602
124	REVOLVING TRUST FUND	2600	810,000	3,505,225	4,315,225
125	SALE/GOODS & SERVICES TF	2606	1,198,047		1,198,047
126	SALTWTR PRODUCTS PROM TF	2609	1,347,308		1,347,308
127	SAVE THE MANATEE TF	2611	3,411,130		3,411,130
128	SCH/DIS & CC/DIS CO&DS TF	2612	128,513,034		128,513,034
129	SEED TRUST FUND	2041	80,441,117		80,441,117
130	SHARED CO/STATE JUV DET TF	2685	61,768,347		61,768,347
131	SOCIAL SVCS BLK GRT TF	2639	3,600,000	156,289,683	159,889,683
132	SOLID WASTE MGMT TF	2644	20,331,037		20,331,037
133	SPEC EMPLOYMNT SECU ADM TF	2648	6,539,619		6,539,619
134	ST ST FIN ASSIST TF	2240	234,500		234,500
135	ST TRANSPORT (PRIMARY) TF	2540	5,844,568,074	2,922,549,432	8,767,117,506
136	STATE ATTNYS REVENUE TF	2058	50,551,037		50,551,037
137	STATE COURTS REVENUE TF	2057	96,062,316		96,062,316
138	STATE EMPLOYEES DIS INS TF	2671	34,061		34,061
139	STATE EMPLOY HEALTH INS TF	2668	67,923,180		67,923,180
140	STATE EMPLOY LIFE INS TF	2667	26,251		26,251
141	STATE GAME TRUST FUND	2672	34,104,691		34,104,691
142	STATE HOUSING TF	2255	62,500,000		62,500,000
143	STATE INMATE WELFARE TF	2523	2,500,000		2,500,000
144	STATE PARK TRUST FUND	2675	56,015,315		56,015,315
145	STATE PERSONNEL SYSTEM TF	2678	33,390,544		33,390,544
146	STATE RISK MGMT TF	2078	76,607,254		76,607,254
147	STATE SCHOOL TF	2543	230,435,000		230,435,000
148	STUDENT LOAN OPERATING TF	2397		24,408,544	24,408,544
149	SUPERVISION TRUST FUND	2696	78,334,084		78,334,084
150	SURPLUS PROPERTY REVOLV TF	2699	245,696		245,696
151	TEACHER CERT EXAM TF	2727	18,702,683		18,702,683
152	TOBACCO SETTLEMENT TF	2122	409,153,061		409,153,061
153	TOURISM PROMOTIONAL TF	2722	21,703,068		21,703,068

**Fiscal Year 2021-22 Appropriations by Detail Fund
Adjusted for Vetoes, Supplementals (Including Special Session A)**

	Fund Title	Fund #	State Dollars	Federal Dollars	Total Dollars
154	TRANSPORT DISADVANTAGED TF	2731	66,160,254		66,160,254
155	TREASURY ADM/INVEST TF	2725	8,041,822		8,041,822
156	TRUST FUNDS	2732	87,260,046		87,260,046
157	TURNPIKE GEN RESERVE TF	2326	639,074,804		639,074,804
158	TURNPIKE RENEW/REPLACE TF	2324	100,368,379		100,368,379
159	U.S. CONTRIBUTIONS TF	2750		1,387,590,983	1,387,590,983
160	U.S. TRUST FUND	2738		160,558,001	160,558,001
161	UNCLAIMED PROPERTY TF	2007	5,630,912		5,630,912
162	VITICULTURE TRUST FUND	2773	759,580		759,580
163	WASTEWTR/STORMWTR REVOL TF	2661		200,521,125	200,521,125
164	WATER PROTECT/SUSTAIN TF	2603	116,710,752		116,710,752
165	WATER QUALITY ASSURANCE TF	2780	34,792,152		34,792,152
166	WELFARE TRANSITION TF	2401	2,727,442	388,499,190	391,226,632
167	WIRELESS COMM E911 TF	2344	150,916,214	1,815,685	152,731,899
168	WORKERS' COMP ADMIN TF	2795	29,535,243		29,535,243
169	WORKERS'COMP SPEC DISAB TF	2798	1,323,686		1,323,686
170	WORKING CAPITAL TRUST FUND	2792	89,254,367		89,254,367
171	TOTAL TRUST FUNDS		25,246,662,870	39,939,122,876	65,185,785,746
172					
173	GENERAL REVENUE FUND	1000	36,467,967,480		36,467,967,480
174					
175	GRAND TOTAL		61,714,630,350	39,939,122,876	101,653,753,226

**Fiscal Year 2021-22 Nonrecurring Appropriations
Adjusted for Vetoes, Supplementals (Including Special Session A)**

Row#	Agency/Issue Title	General Revenue	State Trust Funds	Federal Trust Funds
1	ADMINISTERED FUNDS			
2	DOMESTIC SECURITY		47,765,356	
3	STATE MATCH FOR FEDERALLY DECLARED DISASTERS	187,448,719		
4	Total	187,448,719	47,765,356	0
5	AGENCY FOR HEALTH CARE ADMINISTRATION			
6	BUREAU OF FINANCIAL SERVICES ENTERPRISE FINANCIAL SYSTEM		950,000	
7	CANCER CENTER MEDICAID PROSPECTIVE PAYMENT EXEMPTION		57,287,041	96,751,789
8	FLORIDA MEDICAID MANAGEMENT INFORMATION SYSTEM (FMMIS)		6,610,465	41,482,783
9	FLORIDA PLANNING, ACCOUNTING, AND LEDGER MANAGEMENT (PALM) READINESS		250,000	
10	GRADUATE MEDICAL EDUCATION PROGRAM	1,200,000		2,026,674
11	HOSPITAL RATE EXEMPTIONS	115,155,749		194,485,952
12	NEMOURS CHILDREN'S HOSPITAL	457,920		
13	Total	116,813,669	65,097,506	334,747,198
14	AGENCY FOR PERSONS WITH DISABILITIES			
15	ABILITY TREE FLORIDA RECREATION, EDUCATION, SUPPORT AND TRAINING CENTER	195,000		
16	ARC JACKSONVILLE	300,000		
17	AREA STAGE COMPANY (ASC) DEVELOPMENTAL DISABILITIES THEATER PROGRAM FOR CHILDREN	175,000		
18	ASSOCIATION FOR THE DEVELOPMENT OF THE EXCEPTIONAL, INC. - CULINARY TRAINING & SENIOR SERVICES FOR PERSONS WITH DEVELOPMENTAL DISABILITIES	300,000		
19	CHABAD OF KENDALL/FRIENDSHIP CIRCLE COMMUNITY CRISIS LIFE LINE	289,000		
20	CLUB CHALLENGE	200,000		
21	CODE CORRECTIONS		1,089,228	
22	DEVEREUX ADVANCED BEHAVIORAL HEALTH FLORIDA	350,000		
23	DNA COMPREHENSIVE THERAPY SERVICES	1,667,000		
24	EASTER SEALS - BREVARD COUNTY	200,000		
25	EASTERSEALS OF NORTHEAST CENTRAL FLORIDA AUTISM CENTER OF EXCELLENCE	250,000		
26	EASTERSEALS SOUTHWEST FLORIDA - MENTAL WELLNESS FOR PERSONS WITH DEVELOPMENTAL DISABILITIES	1,718,695		
27	EASTERSEALS SOUTHWEST FLORIDA, INC.	978,497		
28	EMPLOYMENT AND INTERNSHIPS - INDIVIDUAL AND FAMILY SUPPORTS		1,000,000	
29	ENVISION AT DRE'S PATHWAY	100,000		
30	FLORIDA PLANNING, ACCOUNTING, AND LEDGER MANAGEMENT (PALM) READINESS		294,500	180,500
31	GATEWAY ARC RESIDENTIAL SUPPORT FOR JOB PLACEMENT	250,000		
32	GRANTS AND AIDS - FIXED CAPITAL OUTLAY	1,625,000		
33	ICONNECT SYSTEM		418,092	954,026
34	INDIVIDUAL COMPREHENSIVE ASSESSMENT		160,000	160,000
35	JEWISH ADOPTION AND FAMILY CARE OPTIONS (JAFCO) CHILDREN'S ABILITY CENTER	850,000		
36	MACTOWN'S LIFE SKILLS SERVICES - ADULT DAY TRAINING	300,000		
37	MAINTENANCE AND REPAIR	14,051,900	8,000,000	
38	OPERATION GROW - SEMINOLE COUNTY WORK OPPORTUNITY PROGRAM	352,323		
39	OUR PRIDE ACADEMY, INC.	1,200,000		
40	Total	25,352,415	10,961,820	1,294,526
41	DEPARTMENT OF AGRICULTURE AND CONSUMER SERVICES			
42	ACQUISITION OF MICROSOFT OFFICE 365		608,580	
43	AIRCRAFT ACQUISITION		5,571,000	
44	CITRUS HEALTH RESPONSE PROGRAM		2,000,000	5,170,713
45	CITRUS RESEARCH		8,000,000	

**Fiscal Year 2021-22 Nonrecurring Appropriations
Adjusted for Vetoes, Supplementals (Including Special Session A)**

Row#	Agency/Issue Title	General Revenue	State Trust Funds	Federal Trust Funds
46	CLIMATE ADAPTATION AND MITIGATION		2,000,000	
47	ENVIRONMENTAL PROJECTS		5,000,000	
48	FARM SHARE PROGRAM	4,565,091		
49	FEDERAL GRANTS			377,207
50	FEEDING FLORIDA	1,550,000		
51	FERTILIZER RATE STUDY	1,681,844		
52	FLORIDA AGRICULTURE PROMOTION CAMPAIGN	750,000		
53	FLORIDA PLANNING, ACCOUNTING, AND LEDGER MANAGEMENT (PALM) READINESS	778,668		
54	GIANT AFRICAN LAND SNAIL ERADICATION PROGRAM		274,424	1,082,078
55	GRANTS AND AIDS - FIXED CAPITAL OUTLAY		1,000,000	1,700,000
56	HURRICANE BLOCK GRANT			1,500,000
57	INCREASE CONTRACTED SERVICES - EXECUTIVE DIRECTION		220,000	
58	MAINTENANCE AND REPAIR		7,795,000	
59	REDIRECT RECURRING APPROPRIATIONS TO NON-RECURRING	4,624,909		
60	REPLACEMENT EQUIPMENT - WILDFIRE SUPPRESSION		6,583,594	
61	REPLACEMENT EQUIPMENT - BOATS, MOTORS, AND TRAILERS		54,000	
62	REPLACEMENT OF MOTOR VEHICLES		2,117,394	738,806
63	SPECIAL PURPOSE - FIXED CAPITAL OUTLAY	10,787,831		
64	STATE INDUSTRIAL HEMP PROGRAM		832,126	
65	SUPPORT FOR FOOD BANK	2,750,000		
66	TRANSFER GENERAL REVENUE FUNDING TO AGRICULTURAL EMERGENCY ERADICATION TRUST FUND	12,100,000		
67	TRANSFER TO MARKETING IMPROVEMENT WORKING CAPITAL TRUST FUND - CASH FLOW LOAN		2,000,000	
68	VITICULTURE PROGRAM		50,000	
69	Total	39,588,343	44,106,118	10,568,804
70	DEPARTMENT OF BUSINESS AND PROFESSIONAL REGULATION			
71	FLORIDA GAMING CONTROL COMMISSION - SB 4A	100,000		
72	IN-STATE TOURISM MARKETING CAMPAIGN		1,000,000	
73	LAW ENFORCEMENT EQUIPMENT - UTILIZATION OF FORFEITURE FUNDS FROM FEDERAL LAW ENFORCEMENT TRUST FUND		56,710	
74	LAW ENFORCEMENT TRAINING - UTILIZATION OF FORFEITURE FUNDS FROM FEDERAL LAW ENFORCEMENT TRUST FUND			108,750
75	Total	100,000	1,056,710	108,750
76	DEPARTMENT OF CHILDREN AND FAMILIES			
77	ACADEMY AT GLENGARY - EMPLOYMENT SERVICES/PERSONS WITH MENTAL HEALTH ILLNESSES	100,000		
78	ADDITIONAL AUTHORITY FOR THE 988 STATE PLANNING GRANT			102,574
79	ADULT PROTECTION SERVICES PROGRAM			6,896,415
80	ALL STAR CHILDREN'S FOUNDATION - CAMPUS FOR HOPE AND HEALING	250,000		
81	ALPERT JEWISH FAMILY SERVICES - MENTAL HEALTH FIRST AID COALITION	100,000		
82	ASPIRE HEALTH PARTNERS - BEHAVIORAL HEALTH SERVICES	500,000		
83	ASSISTED LIVING SERVICES FOR MENTAL HEALTH CLIENTS - THE RENAISSANCE MANOR	1,250,000		
84	AUDIO/VIDEO SECURITY SURVEILLANCE SYSTEMS FOR STATE MENTAL HEALTH TREATMENT FACILITIES	626,983		223,114
85	AUTOMATED EMPLOYMENT AND INCOME VERIFICATION	3,839,215		2,981,785
86	AUTOMATION FOR PUBLIC BENEFIT APPLICATION DETERMINATION	652,800		627,200
87	BAYCARE BEHAVIORAL HEALTH - VETERANS	485,000		
88	BROWARD HEALTH MEDICATION ASSISTED TREATMENT RESPONSE			426,604
89	CAMILLUS HOUSE HUMAN TRAFFICKING SERVICES	150,000		
90	CASA VALENTINA - FOSTER CARE TO INDEPENDENT LIVING	175,000		

**Fiscal Year 2021-22 Nonrecurring Appropriations
Adjusted for Vetoes, Supplementals (Including Special Session A)**

Row#	Agency/Issue Title	General Revenue	State Trust Funds	Federal Trust Funds
91	CENTERSTONE PSYCHIATRIC RESIDENCY	250,000		
92	CHAFEE FOSTER CARE INDEPENDENT LIVING PROGRAM			19,791,518
93	CHILD ABUSE PREVENTION AND TREATMENT ACT (CAPTA) GRANT BUDGET AUTHORITY			3,912,297
94	CHILDNET - BEHAVIORAL HEALTH SERVICES	360,000		
95	CHILDREN OF INMATES	100,000		
96	CITY OF WEST PARK - MENTAL HEALTH INITIATIVE	150,000		
97	CLAY BEHAVIORAL HEALTH COMMUNITY CRISIS PREVENTION TEAM	500,000		
98	CODE CORRECTIONS	8,210,000		
99	COLLABORATIVE APALACHEE CENTER JAIL DIVERSION PROGRAM	350,000		
100	COMMUNITY BASED CARE RISK POOL	10,000,000		
101	COMMUNITY REHABILITATION CENTER PROJECT ALIVE	200,000		
102	COMPREHENSIVE EMERGENCY SERVICES CENTER (CESC) - HOMELESS SERVICES AND RESIDENTIAL SUPPORT	716,000		
103	DAVID LAWRENCE CENTER PROVIDING BEHAVIORAL HEALTH SERVICES	279,112		
104	DEPARTMENT OF CHILDREN AND FAMILIES PHARMACEUTICAL PROGRAM	500,000		
105	DEVEREUX, INC. SERVICES TO SEXUALLY EXPLOITED YOUTH	587,706		
106	DIRECTIONS FOR LIVING	670,000		
107	EDUCATION AND TRAINING VOUCHER (ETV) PROGRAM			2,876,674
108	ELECTRONIC FOSTER CARE PLACEMENT ASSESSMENT TOOL	250,000		
109	EXCHANGE CLUB PARENT AIDE - DUVAL	150,000		
110	EXPAND MENTAL HEALTH AND SUBSTANCE ABUSE SERVICES - CIRCLES OF CARE	750,000		
111	FAILING VIDEO SURVEILLANCE INFRASTRUCTURE AT NORTH FLORIDA EVALUATION AND TREATMENT CENTER	607,378		
112	FAMILY FIRST - ALL PRO DAD ADOPTION PROMOTION SERVICES	650,000		
113	FAMILY SUPPORT SERVICES OF NORTH FLORIDA	250,000		
114	FIRE ALARM REPLACEMENT - SOUTH FLORIDA STATE HOSPITAL	747,610		
115	FLAGLER COUNTY MENTAL HEALTH DROP-IN CENTER			245,000
116	FLAGLER HEALTH - BEHAVIORAL HEALTH SERVICES	1,250,000		
117	FLORIDA ALLIANCE OF BOYS AND GIRLS CLUBS - YOUTH OPIOID PREVENTION PROGRAM			1,000,000
118	FLORIDA PLANNING, ACCOUNTING, AND LEDGER MANAGEMENT (PALM) READINESS	900,000		
119	FLORIDA RECOVERY SCHOOLS - YOUTH BEHAVIORAL HEALTH WRAPAROUND SERVICES	200,000		
120	FLORIDA SAFE FAMILIES NETWORK CLOUD MAINTENANCE AND OPERATIONAL EXPENSES	1,595,030		1,368,332
121	FOSTER CARE WRAP AROUND SERVICES AND JAIL DIVERSION PROGRAM	300,500		
122	FT. MYERS SALVATION ARMY PROVIDING BEHAVIOR HEALTH SERVICES	300,000		
123	FUNDING FOR CHILD WELFARE BEST PRACTICES	2,500,000		
124	GATEWAY COMMUNITY SERVICES - PROJECT SAVES LIVES	747,582		
125	GRACE LANDING CHILD WELFARE WRAP-AROUND SERVICES	200,000		
126	GRANTS AND AIDS - FIXED CAPITAL OUTLAY	8,681,230		
127	HERE'S HELP - SPECIALIZED OPIOID TREATMENT AND RESIDENTIAL SUBSTANCE ABUSE TRAINING PROGRAM	250,000		
128	HIGH RISK FOSTER CARE YOUTH ADVOCATE PROGRAM	250,000		
129	HILLSBOROUGH COUNTY - BAKER ACT CRISIS STABILIZATION UNIT	1,500,000		
130	HOPE MISSION CENTER - MIAMI-DADE	100,000		
131	HOUSING FIRST FOR PERSONS WITH MENTAL ILLNESS	562,000		
132	HURRICANE MICHAEL DISASTER RESPONSE AUTHORITY REQUEST			1,442,256

**Fiscal Year 2021-22 Nonrecurring Appropriations
Adjusted for Vetoes, Supplementals (Including Special Session A)**

Row#	Agency/Issue Title	General Revenue	State Trust Funds	Federal Trust Funds
133	INCREASE IN COMMUNITY MENTAL HEALTH BLOCK GRANT			23,138,253
134	LADIES LEARNING TO LEAD	100,000		
135	LEGAL SETTLEMENT FUNDS FOR ABATEMENT OF THE OPIOID EPIDEMIC	11,267,851		
136	LIFESTREAM BEHAVIORAL CENTER CENTRAL RECEIVING SYSTEM - CITRUS	1,500,000		
137	LIFESTREAM CRISIS STABILIZATION UNIT	1,100,000		
138	LONG ACTING INJECTABLE BUPRENORPHINE PILOT PROGRAM - BROWARD			158,184
139	MAINTENANCE AND REPAIR	210,673		
140	MARION COUNTY LAW ENFORCEMENT CO-RESPONDER PROGRAM	150,000		
141	MEMORIAL REGIONAL HOSPITAL MATERNAL ADDICTION TREATMENT PROGRAM			500,000
142	MENTAL HEALTH AND SUBSTANCE ABUSE PRETRIAL DIVERSION PROGRAM - OKALOOSA AND WALTON COUNTIES	200,000		
143	MENTAL HEALTH ASSOCIATION - WALK IN AND COUNSELING CENTER - INDIAN RIVER	300,000		
144	MIAMI BRIDGE - HOST HOMES FOR YOUTH	100,000		
145	MIRACLES OUTREACH COMMUNITY ALTERNATIVE EDUCATION SERVICES	100,000		
146	MOTIVATIONAL INTERVIEWING			1,200,000
147	MULTIDISCIPLINARY STAFFING TEAM AND CASE CONSULTATION	342,496		
148	NORTHWEST BEHAVIORAL HEALTH SERVICES	100,000		
149	ONE MORE CHILD - ANTI TRAFFICKING PROGRAM	400,000		
150	ONE MORE CHILD - CHILD WELFARE SERVICES	250,000		
151	PEACE RIVER CENTER SHERIFF'S OUTREACH PROGRAM	850,000		
152	PERSONAL ENRICHMENT MENTAL HEALTH SERVICES CRISIS STABILIZATION UNIT	750,000		
153	PLACE OF HOPE PROVIDING CHILD WELFARE SERVICES	250,000		
154	PRESCHOOL DEVELOPMENT BIRTH THROUGH FIVE GRANT AWARD			773,800
155	PROJECT OPIOID, INC. - FLORIDA OPIOID CRISIS PILOT PROJECT			200,000
156	PROMOTING SAFE AND STABLE FAMILIES (PSSF) PROGRAM			5,028,565
157	SEMINOLE COUNTY SHERIFF - SUBSTANCE ABUSE RECOVERY CENTER	400,000		
158	SPECIALIZED TREATMENT, EDUCATION & PREVENTION SERVICES (STEPS) - SUBSTANCE ABUSE SERVICES			500,000
159	ST. JOHNS EPIC RECOVERY CENTER - DETOXIFICATION AND RESIDENTIAL TREATMENT BED CAPACITY	500,000		
160	STARTING POINT BEHAVIORAL HEALTH CARE PROJECT TALKS	400,000		
161	STATE OPIOID RESPONSE GRANT - CARRY FORWARD OF PRIOR YEAR GRANT AWARD BALANCE			41,304,500
162	STATE OPIOID RESPONSE GRANT BUDGET AUTHORITY REQUEST			117,117,716
163	STEWART-MARCHMAN BEHAVIORAL HEALTHCARE			1,250,000
164	SUBSTANCE ABUSE AND MENTAL HEALTH (SAMH) BLOCK GRANT			80,573,485
165	SUBSTANCE ABUSE AND MENTAL HEALTH COVID-19 EMERGENCY RESPONSE GRANT			2,859,403
166	SUPPLEMENTAL NUTRITION ASSISTANCE PROGRAM (SNAP) FEDERAL DISALLOWANCE	17,500,000		
167	TRANSITION FUNDING TO ASSIST STATES WITH IMPLEMENTATION OF FAMILY FIRST PREVENTION SERVICES ACT			11,200,000
168	UNIVERSITY OF FLORIDA HEALTH CENTER FOR PSYCHIATRY			500,000
169	VICTORY FOR YOUTH	250,000		
170	4KIDS FOSTER PARENT RECRUITMENT PROJECT	750,000		
171		Total	91,514,166	0
172	DEPARTMENT OF CITRUS			328,197,675

**Fiscal Year 2021-22 Nonrecurring Appropriations
Adjusted for Vetoes, Supplementals (Including Special Session A)**

Row#	Agency/Issue Title	General Revenue	State Trust Funds	Federal Trust Funds
173	CITRUS RECOVERY PROGRAM	12,000,000		
174	Total	12,000,000	0	0
175	DEPARTMENT OF CORRECTIONS			
176	BASIC RECRUIT ACADEMY REDESIGN	44,290		
177	BREVARD REENTRY PORTAL	612,500		
178	CHILDREN OF INMATES: FAMILY STRENGTHENING/REUNITE	250,000		
179	ENHANCED OFFENDER REHABILITATION PROGRAM		2,961,680	
180	HOME BUILDERS INSTITUTE (HBI) - BUILDING CAREERS FOR RETURNING CITIZENS	900,000		
181	INFORMATION TECHNOLOGY SERVICES PROVIDED TO THE FLORIDA COMMISSION ON OFFENDER REVIEW		300,000	
182	MAINTENANCE AND REPAIR	15,432,792		
183	NSPIRE INTERRUPTERS PROGRAM	230,000		
184	OPERATION NEW HOPE'S READY4WORK RE-ENTRY	1,500,000		
185	RE-ENTRY ALLIANCE PENSACOLA (REAP) - ESCAMBIA COUNTY RE-ENTRY	300,000		
186	RE-ENTRY ALLIANCE PENSACOLA (REAP) - SANTA ROSA RE-ENTRY	100,000		
187	READY4WORK REENTRY - HILLSBOROUGH	500,000		
188	REPLACEMENT OF CRITICAL TRANSPORT VEHICLES		1,000,000	
189	RESTORE REENTRY PROGRAM	500,000		
190	SHAPING SUCCESS FOR WOMEN: A GENDER RESPONSIVE REENTRY APPROACH	250,000		
191	SPECIAL PURPOSE - FIXED CAPITAL OUTLAY	7,850,000		
192	STAFFING TO SUPPORT STATUTORY CHANGES	1,133,163		
193	WESTCARE FLORIDA GULFCOAST	250,000		
194	8.5 HOUR SHIFT	489,500		
195	Total	30,342,245	4,261,680	0
196	DEPARTMENT OF ECONOMIC OPPORTUNITY			
197	AFFORDABLE HOUSING PROGRAMS		62,500,000	
198	BROADBAND INTERNET INFRASTRUCTURE - CH 2021-24, LOF (HB 1239)	1,500,000		
199	BUSINESS INITIATIVE PROJECTS	1,250,000		
200	COMMUNITY PLANNING LITIGATION - PROVIDE FUNDING TO CONTRACT WITH THE ATTORNEY GENERAL'S OFFICE			120,000
201	CONSUMER-FIRST WORKFORCE SYSTEM	2,000,000		
202	ECONOMIC DEVELOPMENT TOOLS	9,100,000	11,400,000	
203	EVERGLADES RESTORATION AGRICULTURAL COMMUNITY TRAINING PROGRAM	750,000		
204	FUND SHIFT - TOURISM PROMOTION TRUST FUND TO SEED - ADD		3,000,000	
205	FUND SHIFT - TOURISM PROMOTION TRUST FUND TO SEED - DEDUCT		-3,000,000	
206	GRANTS AND AIDS - FIXED CAPITAL OUTLAY	21,496,675	1,600,000	
207	HOUSING AND COMMUNITY DEVELOPMENT PROJECTS	220,000		
208	MAINTENANCE AND REPAIR		810,000	
209	NON-CUSTODIAL PARENT EMPLOYMENT PROGRAM	250,000		
210	PROVIDE ADDITIONAL STAFFING FOR BUREAU OF ECONOMIC SELF-SUFFICIENCY			656,008
211	PROVIDE ADDITIONAL STAFFING FOR BUREAU OF SMALL CITIES AND RURAL COMMUNITIES			231,160
212	PROVIDE ADDITIONAL STAFFING FOR DISASTER RECOVERY			619,305
213	PROVIDE ADDITIONAL STAFFING FOR OFFICE OF SMALL BUSINESS AND MINORITY BUSINESS CAPITAL			11,685
214	REEMPLOYMENT ASSISTANCE CONTINUING OPERATIONS	56,600,000		
215	REEMPLOYMENT ASSISTANCE MODERNIZATION	36,000,000		
216	SPACE FLORIDA - FINANCING PROGRAM FOR AEROSPACE INDUSTRY	6,000,000		
217	STATE HOUSING INITIATIVES PARTNERSHIP (SHIP) PROGRAM		146,700,000	

**Fiscal Year 2021-22 Nonrecurring Appropriations
Adjusted for Vetoes, Supplementals (Including Special Session A)**

Row#	Agency/Issue Title	General Revenue	State Trust Funds	Federal Trust Funds
218	VISIT FLORIDA - REDIRECT RECURRING APPROPRIATIONS TO NON-RECURRING		50,000,000	
219	WORKFORCE PROJECTS	3,380,000		
220	Total	138,546,675	273,010,000	1,638,158
221	DEPARTMENT OF EDUCATION			
222	ACADEMIC TOURNEY	150,000		
223	ADDITIONAL FEDERAL FUND AVAILABILITY			3,024,161,873
224	AFTER SCHOOL ALL STARS	1,000,000		
225	ALL PRO DAD/FAMILY FIRST	1,200,000		
226	ARC BROWARD SKILLS TRAINING - ADULTS WITH DISABILITIES	350,000		
227	BEST BUDDIES	350,000		
228	BIG BROTHERS-BIG SISTERS	500,000		
229	BOCA RATON HABILITATION CENTER	200,000		
230	BRAIN BAG EARLY LITERACY PROGRAM	115,000		
231	BREAKTHROUGH MIAMI	500,000		
232	BREVARD ACHIEVEMENT CENTER - BREVARD ADULTS WITH DISABILITIES	199,714		
233	BRIDGING THE GAP IN EMPLOYMENT OF YOUNG ADULTS WITH UNIQUE ABILITIES	200,000		
234	COMMUNITY TRANSITION SERVICES FOR ADULTS WITH DISABILITIES	450,000		
235	DAYTONA STATE COLLEGE - CRITICAL NURSING AND HEALTH SCIENCES IN FLAGLER COUNTY	200,000		
236	EARLY LEARNING AND EARLY GRADES SUCCESS			7,500,000
237	EDUCATION CAPITAL PROJECTS	78,545,610	106,835,647	
238	EDUCATIONAL OPPORTUNITIES LEADING TO EMPLOYMENT - CH. 2021-162, LOF (SB 366)	2,000,000		
239	EMBRY-RIDDLE - CENTER OF AEROSPACE RESILIENCE	750,000		
240	ENHANCED FIELD SYSTEM MODERNIZATION PROJECT STAFF AUGMENTATION SERVICES			1,479,060
241	FAMILY CAFE	600,000		
242	FIRST TEE FOUNDATION - COMPREHENSIVE HEALTH AND MENTORING PROGRAM FOR DISABLED AND AT RISK YOUTH (CHAMP)	350,000		
243	FLORIDA ASSOCIATION OF AGENCIES SERVING THE BLIND	400,000		
244	FLORIDA ASSOCIATION OF DISTRICTS SUPERINTENDENTS TRAINING	500,000		
245	FLORIDA EDUCATION FINANCE PROGRAM	-329,678,736	329,678,736	
246	FLORIDA MEDAL OF HONOR MEMORIAL	250,000		
247	FLORIDA READING CORPS	600,000		
248	FLORIDA TECH - BIOMEDICAL AEROSPACE MANUFACTURING MULTIPLIER (BAMX)	2,000,000		
249	FLORIDA YOUTH LEADERSHIP, MENTORING AND CHARACTER EDUCATION PILOT	475,000		
250	FLORIDIANS WITH DISABILITIES GET BACK TO WORK	260,000		
251	FUND SHIFT FROM GENERAL REVENUE TO FEDERAL GRANTS TRUST FUND	-36,377,873		36,377,873
252	HERNANDO SCHOOL DISTRICT - NATURE COAST TECHNICAL CRIMINAL JUSTICE PROGRAM	150,000		
253	HOLOCAUST MEMORIAL MIAMI BEACH	333,499		
254	INCLUSIVE TRANSITION AND EMPLOYMENT MANAGEMENT PROGRAM (ITEM)	400,000		
255	JACKSONVILLE SCHOOL FOR AUTISM - STRATEGIES AND TECHNIQUES FOR EFFECTIVE PRACTICE (STEP) PROGRAM	250,000		
256	KID'S C.O.D.E. (CREATIVE ONLINE DEVELOPMENTAL EDUCATION)	185,000		
257	LEARNING THROUGH LISTENING	150,000		
258	LIBERTY COUNTY SCHOOL DISTRICT - LIBERTY COUNTY HIGH SCHOOL NEW VOCATIONAL PROGRAM	150,000		

**Fiscal Year 2021-22 Nonrecurring Appropriations
Adjusted for Vetoes, Supplementals (Including Special Session A)**

Row#	Agency/Issue Title	General Revenue	State Trust Funds	Federal Trust Funds
259	LIGHTHOUSE FOR THE BLIND - COLLIER	90,000		
260	LOTUS HOUSE WOMEN'S EMPLOYMENT AND EDUCATION PROGRAM	100,000		
261	MAINTENANCE AND REPAIR		182,864,353	
262	MANATEE SCHOOLS SCIENCE, TECHNOLOGY, ENGINEERING AND MATHEMATICS (STEM) CAREER PATHWAYS PILOT	950,000		
263	NATIONAL FLIGHT ACADEMY	421,495		
264	NEW WORLD SCHOOL OF THE ARTS	500,000		
265	NORTHEAST FLORIDA 21ST CENTURY WORKFORCE DEVELOPMENT	975,000		
266	NUMBER ONE STANDARDS PROFESSIONAL DEVELOPMENT	1,500,000		
267	OASIS CHARTER SCHOOLS STEM MAKERSPACE INITIATIVE	350,000		
268	OPEN DOOR GRANT PROGRAM			35,000,000
269	PARTNERSHIP FOR SCHOOL READINESS - HOME INSTRUCTION PROGRAM FOR PRE SCHOOL YOUNGSTERS (HIPPI)		2,500,000	
270	PARTNERSHIP FOR SCHOOL READINESS - TEACHER EDUCATION AND COMPENSATION HELPS (T.E.A.C.H.)			7,000,000
271	PARTNERSHIP FOR SCHOOL READINESS - TEACHER TRAINING			3,000,000
272	PATHWAYS TO A CAREER OPPORTUNITY (PCO) GRANTS	8,252		
273	PEPIN ACADEMIES FOUNDATION	1,610,246		
274	REALIGNMENT OF FUNDING FROM RECURRING TO NONRECURRING FOR EFFECTIVE ACCESS TO STUDENT EDUCATION GRANTS	33,918,699		
275	RENEWED MINDS EDUCATIONAL ENRICHMENT PROGRAM	300,000		
276	REPLACE RECURRING APPROPRIATIONS WITH NONRECURRING	7,600,000		106,722,910
277	RESTORE NONRECURRING - SCHOOL READINESS- FRAUD RESTITUTION			950,000
278	SAFER, SMARTER SCHOOLS	2,000,000		
279	SAINT LEO UNIVERSITY - ROBOTICS BACHELOR'S DEGREE AND MICRO-CREDENTIALS PROGRAM	1,000,000		
280	SAINT PETERSBURG COLLEGE - LAW ENFORCEMENT SIMULATION CITY	510,000		
281	SCHOOL BOND ISSUANCE DATA BASE	670,223		
282	SCHOOL DISTRICT INTENSIVE READING INITIATIVE PILOT	3,469,355		
283	SCHOOL DISTRICT MATCHING GRANTS PROGRAM	1,000,000		
284	SCHOOL READINESS			12,000,000
285	SCHOOLS OF HOPE	20,000,000		
286	SECURITY FUNDING IN JEWISH DAY SCHOOLS	3,500,000		
287	SEED SCHOOL OF MIAMI	1,965,729		
288	SEMINOLE STATE COLLEGE - CONSTRUCTION TRADES PROGRAM	250,000		
289	SMART HORIZONS ONLINE CAREER EDUCATION	700,000		
290	SOUTH FLORIDA STATE COLLEGE CLINICAL IMMERSION CENTER	1,000,000		
291	SPECIAL OLYMPICS	250,000		
292	STATE ALLIANCE OF YMCAS	500,000		
293	STAY KIDSAFE! ELEMENTARY SAFETY EDUCATION AND HUMAN TRAFFICKING PREVENTION	184,760		
294	STUDENT LITERACY			14,500,000
295	TALLAHASSEE COMMUNITY COLLEGE - NURSING PROGRAM EXPANSION	500,000		
296	TEMPLE ISRAEL SECURITY INITIATIVE	180,000		
297	THE FLORIDA CIVICS AND DEBATE INITIATIVE	500,000		
298	THE OVERTOWN YOUTH CENTER	1,000,000		
299	THE WOW CENTER OF MIAMI	250,000		
300	WAYNE BARTON STUDY CENTER AFTER SCHOOL PROGRAM	300,000		
301	WEST TECH EDUCATION CENTER ADULT VOCATIONAL TRAINING	426,857		
302	WOMEN OF TOMORROW MENTOR AND SCHOLARSHIP PROGRAM	500,000		
303	WORKFORCE DEVELOPMENT METRICS DASHBOARD	8,252		

**Fiscal Year 2021-22 Nonrecurring Appropriations
Adjusted for Vetoes, Supplementals (Including Special Session A)**

Row#	Agency/Issue Title	General Revenue	State Trust Funds	Federal Trust Funds
304	YMCA YOUTH IN GOVERNMENT	200,000		
305	Total	-183,103,918	621,878,736	3,248,691,716
306	DEPARTMENT OF ELDER AFFAIRS			
307	ALZHEIMER'S COMMUNITY CARE, INC.	250,000		
308	ALZHEIMER'S MEMORY MOBILE	319,000		
309	BRAIN BANK - ALZHEIMER'S DISEASE RESEARCH - MOUNT SINAI	500,000		
310	CITY OF HIALEAH - MEALS PROGRAM	1,650,000		
311	CITY OF HIALEAH GARDENS - HOT MEALS	292,000		
312	CITY OF MIAMI SPRINGS SENIOR CENTER	215,000		
313	CITY OF WEST PARK - SENIOR PROGRAMMING	100,000		
314	CLIENT INFORMATION AND REGISTRATION TRACKING SYSTEM PROJECT IMPLEMENTATION	862,920		887,779
315	DAVID POSNACK JEWISH COMMUNITY CENTER - SENIOR KOSHER MEAL PROGRAM	149,537		
316	DEERFIELD BEACH DAY CARE CENTER	250,000		
317	GRANTS AND AIDS - FIXED CAPITAL OUTLAY	4,000,000		
318	JEWISH COMMUNITY SERVICES OF SOUTH FLORIDA	400,000		
319	LAUDERDALE LAKES ALZHEIMER'S CARE CENTER	250,000		
320	NAPLES SENIOR CENTER DEMENTIA RESPITE SUPPORT PROGRAM	75,000		
321	NORTH EAST FLORIDA SENIOR HOME DELIVERED MEALS PROGRAM	400,000		
322	NORTH MIAMI FOUNDATION FOR SENIOR CITIZENS SERVICES, INC.	250,000		
323	TRANSFER BUDGET AUTHORITY TO FUND THE ENTERPRISE CLIENT INFORMATION AND REGISTRATION TRACKING SYSTEM PROJECT - ADD			937,584
324	TRANSFER BUDGET AUTHORITY TO FUND THE ENTERPRISE CLIENT INFORMATION AND REGISTRATION TRACKING SYSTEM PROJECT - DEDUCT			-937,584
325	Total	9,963,457	0	887,779
326	DEPARTMENT OF ENVIRONMENTAL PROTECTION			
327	CARYSFORT MARINA RESTORATION PROJECT		109,063	
328	ENVIRONMENTAL PROJECTS	178,430,283	665,557,627	378,772,603
329	FLORIDA PLANNING, ACCOUNTING, AND LEDGER MANAGEMENT (PALM) READINESS		792,034	
330	GRANTS AND AIDS - FIXED CAPITAL OUTLAY	3,592,595	1,998,100	16,094,420
331	INCREASE OPERATIONAL FUNDS FOR WATER MANAGEMENT DISTRICTS		4,000,000	
332	LAND ACQUISITION		100,000,000	
333	LOGGERHEAD MARINELIFE CENTER IMPROVING WATER QUALITY & COASTLINE CLEANLINESS IN PALM BEACH COUNTY	249,779		
334	MAINTENANCE AND REPAIR		50,716,500	
335	MONROE COUNTY REEF PROTECTION	1,000,000		
336	OCEANOGRAPHIC RESEARCH AND CONSERVATION ASSOCIATION (ORCA) KILROY MONITORING	500,000		
337	RECLAIMED WATER PROGRAM		40,032	
338	RESILIENT FLORIDA PROGRAM		391,047	
339	RESTORE RESILIENT PLANNING GRANTS AS NONRECURRING	2,001,563		
340	TRANSFER ENVIRONMENTAL HEALTH PROGRAMS TO THE DEPARTMENT OF ENVIRONMENTAL PROTECTION		22,202	
341	WASTEWATER GRANT PROGRAM		31,136	
342	WATER QUALITY IMPROVEMENTS	10,800,000		
343	Total	196,574,220	823,657,741	394,867,023
344	DEPARTMENT OF FINANCIAL SERVICES			
345	DIVISION OF INSURANCE FRAUD - ADDITIONAL RESOURCES FOR TARGETED INVESTIGATION OF CRIMINAL ACTIVITY		897,885	
346	FLAIR REPLACEMENT		27,979,267	

**Fiscal Year 2021-22 Nonrecurring Appropriations
Adjusted for Vetoes, Supplementals (Including Special Session A)**

Row#	Agency/Issue Title	General Revenue	State Trust Funds	Federal Trust Funds
347	FLORIDA PLANNING, ACCOUNTING, AND LEDGER MANAGEMENT (PALM) READINESS		2,930,412	
348	GRANTS AND AIDS - FIXED CAPITAL OUTLAY		7,599,299	
349	GRANTS AND AIDS LOCAL GOVERNMENT FIRE SERVICES		3,655,340	
350	INFORMATION TECHNOLOGY INFRASTRUCTURE REPLACEMENT		359,054	
351	INSURANCE FRAUD - FINANCIAL CRIMES, LEADERSHIP, AND BEST PRACTICES TRAINING FOR LAW ENFORCEMENT PERSONNEL		290,050	
352	MAINTENANCE AND REPAIR		270,000	
353	PLANNING, ACCOUNTING, AND LEDGER MANAGEMENT CONTRACT CONTINGENCY		1,500,000	
354	SPECIAL PURPOSE - FIXED CAPITAL OUTLAY		250,000	
355	STATE URBAN SEARCH AND RESCUE TRAINING PROGRAM		500,000	
356	TRANSFER TO UNIVERSITY OF MIAMI - SYLVESTER COMPREHENSIVE CANCER CENTER - FLORIDA FIREFIGHTER CANCER RESEARCH	2,000,000		
357	Total	2,000,000	46,231,307	0
358	FISH AND WILDLIFE CONSERVATION COMMISSION			
359	ADDITIONAL EQUIPMENT - MOTOR VEHICLES			459,861
360	FINAL NATURAL RESOURCE DAMAGE RESTORATION - DEEPWATER HORIZON OIL SPILL		1,883,278	
361	FISH AND WILDLIFE RESEARCH INSTITUTE CONTRACTS AND GRANTS		228,624	768,672
362	FLORIDA PLANNING, ACCOUNTING, AND LEDGER MANAGEMENT (PALM) READINESS		765,360	
363	GRANTS AND AIDS - FIXED CAPITAL OUTLAY	4,500,000	13,750,013	4,200,000
364	HURRICANE IRMA MARINE FISHERIES DISASTER RECOVERY			2,927,209
365	INCREASE FUNDING FOR CRIMINAL JUSTICE INCENTIVE PAY		100,000	
366	INCREASE FUNDING FOR DIVISION OF LAW ENFORCEMENT LEAVE PAYOUTS		500,000	
367	LAND ACQUISITION			4,590,000
368	LAW ENFORCEMENT CONTRACTS AND GRANTS			2,162,260
369	LAW ENFORCEMENT FIELD OFFICERS LAPTOP COMPUTERS		500,000	
370	MAINTENANCE AND REPAIR		1,793,078	
371	MOTE MARINE CRITICAL MARINE HABITAT RESTORATION	1,000,000		
372	NATIONAL FISH AND WILDLIFE FOUNDATION PROJECTS - APALACHICOLA BAY OYSTER RESTORATION		1,173,955	
373	NATIONAL FISH AND WILDLIFE FOUNDATION PROJECTS - DEEPWATER HORIZON OIL SPILL		404,986	
374	REPLACEMENT EQUIPMENT - BOATS, MOTORS, AND TRAILERS	890,000	900,000	
375	REPLACEMENT EQUIPMENT - HEAVY DUTY MOTOR VEHICLES		790,000	
376	REPLACEMENT OF PATROL VEHICLES	2,100,000	1,400,000	
377	SPECIAL PURPOSE - MANATEE HABITAT, MARINE RECOVERY, AND FIXED CAPITAL OUTLAY	8,000,000	10,853,572	
378	Total	16,490,000	35,042,866	15,108,002
379	FLORIDA COMMISSION ON OFFENDER REVIEW			
380	INFORMATION TECHNOLOGY (IT) SERVICES PROVIDED BY DEPARTMENT OF CORRECTIONS	300,000		
381	Total	300,000	0	0
382	FLORIDA GAMING CONTROL COMMISSION			
383	FLORIDA GAMING CONTROL COMMISSION - SB 4A	2,000,000		
384	Total	2,000,000	0	0
385	EXECUTIVE OFFICE OF THE GOVERNOR			
386	CORONAVIRUS (COVID-19) - STATE OPERATIONS - ASSISTANCE	7,500,000		
387	DISASTER RECOVERY PREPAREDNESS AND PROTECTIVE MEASURES	1,066,619		
388	GRANTS AND AIDS - FIXED CAPITAL OUTLAY	2,650,000		
389	OFFICE OF REIMAGINING EDUCATION AND CAREER HELP	32,623		

**Fiscal Year 2021-22 Nonrecurring Appropriations
Adjusted for Vetoes, Supplementals (Including Special Session A)**

Row#	Agency/Issue Title	General Revenue	State Trust Funds	Federal Trust Funds
390	OPEN FEDERALLY DECLARED DISASTERS - FUNDING TO COMMUNITIES		100,598,744	1,348,654,037
391	OPEN FEDERALLY DECLARED DISASTERS - STATE OPERATIONS		86,817,352	37,996,417
392	Total	11,249,242	187,416,096	1,386,650,454
393	DEPARTMENT OF HEALTH			
394	AGAPE COMMUNITY HEALTH CENTER - DUVAL COUNTY	375,000		
395	ANDREWS REGENERATIVE MEDICINE CENTER	500,000		
396	AUDITORY-ORAL SERVICES FOR CHILDREN WITH HEARING LOSS	875,000		
397	BAPTIST HEALTH RESEARCH INSTITUTE FAMILIAL SCREENING FOR BRAIN ANEURYSMS	250,000		
398	BITNER/PLANTE AMYOTROPHIC LATERAL SCLEROSIS INITIATIVE	1,000,000		
399	BROWARD CHILDREN'S CENTER MEDICALLY COMPLEX YOUNG ADULTS	250,000		
400	CHILDREN'S MEDICAL SERVICES - EARLY STEPS ADMINISTRATIVE SYSTEM			1,234,819
401	EARLY STEPS PROGRAM STATE SYSTEMIC IMPROVEMENT PLAN (SSIP)			664,500
402	EPILEPSY SERVICES PROGRAM	144,000		
403	FETAL ALCOHOL SPECTRUM DISORDER PROGRAM	275,000		
404	FLORIDA DENTAL ASSOCIATION FLORIDA MISSION OF MERCY	225,000		
405	FLORIDA NURSES ASSOCIATION	800,000		
406	FLORIDA PLANNING, ACCOUNTING, AND LEDGER MANAGEMENT (PALM) READINESS		410,419	
407	FLORIDA POISON INFORMATION CENTER NETWORK (FPICN)	250,000		
408	FOUNDATION FOR SICKLE CELL DISEASE RESEARCH	250,000		
409	GENETIC COUNSELING - CH. 2021-133, LOF (SB 1770)		4,429	
410	GRANTS AND AIDS - FIXED CAPITAL OUTLAY	450,000		
411	HEIKEN CHILDREN'S VISION PROGRAM	125,000		
412	INFORMATION TECHNOLOGY - ACCOUNTING AND BUDGETING SYSTEM			1,444,555
413	KEYS AREA HEALTH EDUCATION CENTER - MONROE COUNTY CHILDREN'S HEALTH CENTER	500,000		
414	LIVE LIKE BELLA CHILDHOOD CANCER FOUNDATION	500,000		
415	LOCAL HEALTH PLANNING COUNCIL INCREASE		2,334,277	
416	MEDICAL QUALITY ASSURANCE - ARTIFICIAL INTELLIGENCE CUSTOMER SERVICE SOLUTION		4,018,800	
417	MIAMI PROJECT TO CURE PARALYSIS	1,000,000		
418	MOBILE HEALTH UNIT - GADSDEN	400,000		
419	NOVA SOUTHEASTERN UNIVERSITY - CLINIC-BASED SERVICE OUTREACH	3,500,000		
420	NURSE-FAMILY PARTNERSHIP PROGRAM	750,000		
421	OFFICE OF MEDICAL MARIJUANA USE INFORMATION TECHNOLOGY SYSTEMS		4,442,239	
422	ST. JOHN BOSCO CLINIC	300,000		
423	ST. JOSEPH'S CHILDREN'S HOSPITAL	300,000		
424	STRENGTHENING THE STATE'S MINORITY HEALTH AND HEALTH EQUITY INFRASTRUCTURE	126,886	109,170	
425	UNIVERSITY OF MIAMI - HUMAN IMMUNODEFICIENCY VIRUS/ACQUIRED IMMUNE DEFICIENCY SYNDROME (HIV/AIDS) RESEARCH	250,000		
426	UNIVERSITY OF MIAMI MILLER SCHOOL OF MEDICINE - FLORIDA STROKE REGISTRY	1,000,000		
427	WORKLOAD - BUREAU OF PUBLIC HEALTH LABORATORIES - ONBOARDING MEDICAL MARIJUANA TESTING		2,017,134	
428	WORKLOAD - OFFICE OF MEDICAL MARIJUANA USE		2,810,677	
429	Total	14,395,886	16,147,145	3,343,874
430	DEPARTMENT OF HIGHWAY SAFETY AND MOTOR VEHICLES			
431	APPLICATION CLOUD ENVIRONMENT		5,587,407	

**Fiscal Year 2021-22 Nonrecurring Appropriations
Adjusted for Vetoes, Supplementals (Including Special Session A)**

Row#	Agency/Issue Title	General Revenue	State Trust Funds	Federal Trust Funds
432	CONTINUE FUNDING FOR THE 2020 CORONAVIRUS EMERGENCY SUPPLEMENTAL FUNDING PROGRAM (CESF) FROM THE FLORIDA DEPARTMENT OF LAW ENFORCEMENT (FDLE)			3,633,568
433	MAINTENANCE AND REPAIR		1,127,244	
434	MOTORIST MODERNIZATION PHASE II		10,496,280	
435	NETWORK SECURITY - MULTI FACTOR AUTHENTICATION SOLUTION		281,500	
436	Total	0	17,492,431	3,633,568
437	JUSTICE ADMINISTRATION			
438	ADDITIONAL EQUIPMENT		161,950	
439	CLERKS OF COURT PANDEMIC RECOVERY PLAN	6,250,000		
440	INCREASE TRUST FUND AUTHORITY		2,777	
441	INFORMATION TECHNOLOGY INFRASTRUCTURE REPLACEMENT	43,091		
442	REPLACEMENT OF MOTOR VEHICLES		1,573,580	
443	TRIAL COURTS PANDEMIC RECOVERY PLAN		1,300,000	
444	Total	6,293,091	3,038,307	0
445	DEPARTMENT OF JUVENILE JUSTICE			
446	AMIKIDS PREVENTION PROGRAMS	1,000,000		
447	BOYS AND GIRLS CLUB	2,325,000		
448	CLAY COUNTY YOUTH ALTERNATIVE TO SECURED DETENTION (SWEAT PROGRAM)	135,000		
449	FLORIDA CHILDREN'S INITIATIVE	950,000		
450	FLORIDA PLANNING, ACCOUNTING, AND LEDGER MANAGEMENT (PALM) READINESS	99,092		
451	GIRL MATTERS CONTINUITY OF CARE PROGRAM	400,000		
452	GRANTS AND AIDS - FIXED CAPITAL OUTLAY	5,000,000		
453	HOPE STREET DIVERSION PROGRAM	250,000		
454	INCREASE BUDGET AUTHORITY IN THE GRANTS AND DONATIONS TRUST FUND		225,000	
455	INCREASED BUDGET AUTHORITY FOR FEDERAL GRANTS			375,777
456	INTEGRATED CARE AND COORDINATION FOR YOUTH	250,000		
457	JV'S FOUNDATION - YOUTH AGAINST CRIME PROGRAM	150,000		
458	MAINTENANCE AND REPAIR	3,000,000	1,850,000	
459	NASSAU COUNTY YOUTH ALTERNATIVES TO SECURED DETENTION (S.W.E.A.T.)	110,000		
460	NEW HORIZONS - AFTER SCHOOL AND WEEKEND REHABILITATION PROGRAM	300,000		
461	PARENTING WITH LOVE AND LIMITS	250,000		
462	PINELLAS COUNTY YOUTH ADVOCATE PROGRAM	500,000		
463	PRICE LEVEL INCREASE RESIDENTIAL PROGRAMS	1,000,000		
464	PRODIGY PROGRAM	250,000		
465	SUPPORT FACILITIES		750,000	
466	TALLAHASSEE TEMPO WORKFORCE TRAINING	250,000		
467	WAYMAN COMMUNITY DEVELOPMENT CORPORATION - AT RISK YOUTH SERVICES	150,000		
468	Total	16,369,092	2,825,000	375,777
469	DEPARTMENT OF LAW ENFORCEMENT			
470	ALZHEIMER'S PROJECT - BRINGING THE LOST HOME	200,000		
471	BROWARD COUNTY SHERIFFS OFFICE - CRIME CASES BACKLOG REDUCTION	114,480		
472	COMMUNITY, COPS, COURTS AND STATE ATTORNEY VIOLENT CRIME INTERVENTION	250,000		
473	CRIMINAL JUSTICE DATA TRANSPARENCY	1,250,000	2,977,443	
474	FLORIDA INCIDENT BASED REPORTING SYSTEM (FIBRS)	9,301,981		
475	FLORIDA UNIFORM ARREST AFFIDAVIT	8,713,201		
476	GRANTS AND AIDS - FIXED CAPITAL OUTLAY	2,725,000		
477	HILLSBOROUGH COUNTY SHERIFF'S OFFICE PORT TAMPA BAY SAFE BOAT	575,000		

**Fiscal Year 2021-22 Nonrecurring Appropriations
Adjusted for Vetoes, Supplementals (Including Special Session A)**

Row#	Agency/Issue Title	General Revenue	State Trust Funds	Federal Trust Funds
478	INCREASE TRUST FUND AUTHORITY FOR TENANT BROKER COMMISSIONS		109,400	
479	JEFFERSON COUNTY SHERIFF'S OFFICE EMERGENCY COMMUNICATION SYSTEM	1,200,000		
480	MAINTENANCE AND REPAIR	4,451,201		
481	PENSACOLA REGIONAL OPERATIONS CENTER FACILITY		1,400,000	
482	PROJECT COLD CASE	150,000		
483	PURPLE ALERT - CH. 2021-93, LOF (SB 184)		92,790	
484	Total	28,930,863	4,579,633	0
485	DEPARTMENT OF LEGAL AFFAIRS			
486	AWARDS TO CLAIMANTS RESERVE GENERAL REVENUE TO SHORE UP VICTIMS ASSISTANCE PROGRAM	1,000,000		
487	BIG BROTHERS BIG SISTERS BIGS IN BLUE MENTORING PROJECT	750,000		
488	CHILDREN'S ADVOCACY CENTERS	500,000		
489	CREATED GAINESVILLE'S RESIDENTIAL PROGRAM	438,881		
490	CUBAN-AMERICAN BAR ASSOCIATION	250,000		
491	INCREASE BUDGET AUTHORITY FOR THE FEDERAL VICTIMS OF CRIME ACT ASSISTANCE GRANT PROGRAM			30,361,759
492	LEGAL SERVICES CLINIC OF THE PUERTO RICAN BAR ASSOCIATION, INC.	250,000		
493	NANCY J. COTTERMAN CENTER	225,000		
494	OPEN DOORS - VOICES FOR FLORIDA	1,534,365		
495	SELAH FREEDOM SEX TRAFFICKING AND EXPLOITATION VICTIMS PROGRAM	500,000		
496	THE NO MORE FOUNDATION HUMAN TRAFFICKING CAPACITY EXPANSION IN TAMPA BAY	250,000		
497	VIRGIL HAWKINS FLORIDA CHAPTER BAR ASSOCIATION	250,000		
498	Total	5,948,246	0	30,361,759
499	DEPARTMENT OF THE LOTTERY			
500	CLOUD INFRASTRUCTURE IMPLEMENTATION		90,000	
501	FLORIDA LOTTERY INDEPENDENT SECURITY AUDIT		250,000	
502	SECURITY CAMERA REPLACEMENT AT HEADQUARTERS BUILDING		82,200	
503	Total	0	422,200	0
504	DEPARTMENT OF MANAGEMENT SERVICES			
505	AUTOMATION SERVICES		2,000,000	
506	CODE CORRECTIONS	8,300,000		
507	COMMUNICATIONS SERVICES MIGRATION STAFF AUGMENTATION		674,160	
508	DOMESTIC SECURITY - FLORIDA INTEROPERABILITY NETWORK (FIN) INSUFFICIENT FUNDING	1,250,000		
509	DOMESTIC SECURITY - FLORIDA MUTUAL AID BUILD OUT (MAB) INSUFFICIENT FUNDING	412,000		
510	EMERGENCY 911 CALL ROUTING SYSTEM		5,000,000	
511	ENTERPRISE CYBERSECURITY RESILIENCY	30,000,000		
512	E911 NEXT GENERATION GRANT			1,815,088
513	GLADES COUNTY E-911 PUBLIC SAFETY FACILITY	900,000		
514	INCREASE CONTRACTED SERVICES STATEWIDE LAW ENFORCEMENT RADIO SYSTEM (SLERS)		3,500,000	
515	MAINTENANCE AND REPAIR	20,722,067	16,824,103	
516	MYFLORIDAMARKETPLACE		12,360,000	
517	REPLACEMENT OF STATEWIDE LAW ENFORCEMENT RADIO EQUIPMENT	951,034		
518	REPLACEMENT RADIOS FOR THE STATEWIDE LAW ENFORCEMENT RADIO SYSTEM - CH 2021-36, LOF, SEC 121	54,548,820		
519	STATE DATA CENTER MANAGED SERVICE PROVIDER TRANSITION	4,000,000		
520	STATEWIDE LAW ENFORCEMENT RADIO SYSTEM (SLERS) STAFF AUGMENTATION		1,500,000	
521	STATEWIDE LAW ENFORCEMENT RADIO SYSTEM UPGRADE - CH 2021-36, LOF, SEC 122	111,000,000		

**Fiscal Year 2021-22 Nonrecurring Appropriations
Adjusted for Vetoes, Supplementals (Including Special Session A)**

Row#	Agency/Issue Title	General Revenue	State Trust Funds	Federal Trust Funds
522	Total	232,083,921	41,858,263	1,815,088
523	DEPARTMENT OF MILITARY AFFAIRS			
524	ADDITIONAL EQUIPMENT - CAMP BLANDING			44,000
525	ADDITIONAL EQUIPMENT - COOPERATIVE AGREEMENT PROGRAM SUPPORT			507,000
526	INCREASE NATIONAL GUARD TUITION ASSISTANCE	1,000,000		
527	INFORMATION TECHNOLOGY INFRASTRUCTURE REPLACEMENT			18,000
528	MAINTENANCE AND REPAIR	6,800,000	400,000	
529	SPECIAL PURPOSE - FIXED CAPITAL OUTLAY	2,000,000		
530	WORKER COMPENSATION FOR STATE ACTIVE DUTY	179,475		
531	Total	9,979,475	400,000	569,000
532	PUBLIC SERVICE COMMISSION			
533	IMPLEMENTATION OF SENATE BILL 1944, HOUSE BILL 1567, OR SIMILAR LEGISLATION REGARDING REGULATION OF POLE ATTACHMENTS		145,635	
534	Total	0	145,635	0
535	DEPARTMENT OF REVENUE			
536	AID TO LOCAL GOVERNMENTS - AERIAL PHOTOGRAPHY/MAPPING	1,352,876		
537	CHILD SUPPORT ENFORCEMENT GUIDELINE SCHEDULE REVIEW		85,000	165,000
538	CYBERSECURITY ENHANCEMENT			250,000
539	FISCALLY CONSTRAINED COUNTIES - AD VALOREM TAX	32,185,335		
540	PROOF OF CONCEPT ORACLE DATABASE TO SAP HANA DATABASE IN CHILD SUPPORT AUTOMATED MANAGEMENT SYSTEM			2,305,795
541	PROPERTY TAX OVERSIGHT REAL PROPERTY APPRAISERS	26,688		
542	REPLACEMENT OF THE IMAGE MANAGEMENT SYSTEM			1,021,165
543	TAX ADMINISTRATION - CH 2021-31, LOF (HB 7061)	208,000		
544	Total	33,772,899	85,000	3,741,960
545	STATE COURT SYSTEM			
546	APPELLATE CASE MANAGEMENT SOLUTION		4,689,834	
547	CERTIFICATION OF ADDITIONAL JUDGESHIPS	23,540		
548	COMMUNITY COURT PROGRAM	88,000		
549	EARLY CHILDHOOD COURTS	250,000		
550	FUNDING FOR STATUTORILY AUTHORIZED JUDGESHIPS	51,788		
551	GRANTS AND AIDS - FIXED CAPITAL OUTLAY	1,087,500		
552	MAINTENANCE AND REPAIR		238,392	
553	SEMINOLE COUNTY JUVENILE DRUG COURT	250,000		
554	SPECIAL PURPOSE - BERNIE MCCABE SECOND DISTRICT COURT OF APPEAL NEW COURTHOUSE CONSTRUCTION	50,000,000		
555	TRIAL COURTS PANDEMIC RECOVERY PLAN		9,499,430	
556	Total	51,750,828	14,427,656	0
557	DEPARTMENT OF STATE			
558	CULTURAL AND MUSEUM GRANTS	23,559,539		
559	CULTURE BUILDS FLORIDA	3,524,096		
560	DEPARTMENT WIDE LITIGATION EXPENSES	500,000		
561	ELECTION LEGACY HARDWARE REPLACEMENT			1,986,000
562	FLORIDA AFRICAN-AMERICAN HERITAGE PRESERVATION NETWORK	720,000		
563	FLORIDA HOLOCAUST MUSEUM - ST. PETERSBURG	750,000		
564	FLORIDA HUMANITIES COUNCIL	500,000		
565	FLORIDA VOTER REGISTRATION SYSTEM HARDWARE REFRESH			1,500,000
566	GRANTS AND AIDS - FIXED CAPITAL OUTLAY	4,414,628		
567	HELP AMERICA VOTE ACT (HAVA) - 2020 ELECTION SECURITY GRANT FUNDING			3,000,000
568	HISTORIC PRESERVATION GRANTS	750,005		
569	HOLOCAUST DOCUMENTATION AND EDUCATION CENTER	507,000		
570	INCREASED FUNDING FOR STATE AID TO LIBRARIES			2,090,385
571	VOTER REGISTRATION ACTIVITIES			1,100,000

**Fiscal Year 2021-22 Nonrecurring Appropriations
Adjusted for Vetoes, Supplementals (Including Special Session A)**

Row#	Agency/Issue Title	General Revenue	State Trust Funds	Federal Trust Funds
572	Total	35,225,268	0	9,676,385
573	DEPARTMENT OF TRANSPORTATION			
574	CODE CORRECTIONS		5,560,477	
575	COMMUNICATION HARDWARE UPGRADES		1,987,783	
576	ENVIRONMENTAL PROJECTS		492,433	
577	FLORIDA PLANNING, ACCOUNTING, AND LEDGER MANAGEMENT (PALM) READINESS		2,000,000	
578	SECURE ACCESS MANAGEMENT		1,294,140	
579	TRANSPORTATION WORK PROGRAM		6,229,247,923	2,895,209,989
580	TRANSPORTATION WORK PROGRAM INTEGRATION INITIATIVE		2,500,000	
581	Total	0	6,243,082,756	2,895,209,989
582	STATE UNIVERSITY SYSTEM			
583	ALZHEIMER'S RESEARCH USING EXABLATE NEURO FOCUSED ULTRASOUND	4,500,000		
584	FLORIDA STATE UNIVERSITY - AMERICAN LEGION BOYS AND GIRLS STATE HOUSING	200,000		
585	INSTITUTE OF FOOD AND AGRICULTURAL SCIENCES (IFAS) RESEARCH AND EXTENSION WORKLOAD	1,437,630		
586	JOHNSON MATCHING GIFT PROGRAM	20,000		
587	NEW WORLDS READING INITIATIVE	75,000,000		
588	STATE INVESTMENT IN UNIVERSITY PERFORMANCE BASED INCENTIVES	265,000,000		
589	TAKE STOCK IN COLLEGE: DRAMATICALLY IMPROVING POST-SECONDARY	500,000		
590	UNIVERSITY OF CENTRAL FLORIDA - POST TRAUMATIC STRESS DISORDER CLINIC FOR FLORIDA VETERANS AND FIRST RESPONDERS	1,050,000		
591	UNIVERSITY OF FLORIDA HEALTH CENTER - ALZHEIMER'S AND DEMENTIA RESEARCH	2,500,000		
592	UNIVERSITY OF FLORIDA HEALTH CENTER - ADVANCED TRAINING OF PEDIATRIC CHILD ABUSE SPECIALISTS	300,000		
593	UNIVERSITY OF SOUTH FLORIDA ST. PETERSBURG - CITIZEN SCHOLAR PARTNERSHIP	306,176		
594	Total	350,813,806	0	0
595	DEPARTMENT OF VETERANS' AFFAIRS			
596	ADDITIONAL MEDICAL/NON-MEDICAL AND RECREATIONAL EQUIPMENT AND FURNITURE IN STATE VETERANS' HOMES	800,000		
597	ALTERNATIVE TREATMENT OPTIONS FOR VETERANS	200,000		
598	FIVE STAR VETERANS CENTER HOMELESS HOUSING AND REINTEGRATION PROJECT	250,000		
599	FLORIDA DEPARTMENT OF VETERANS' AFFAIRS, FLORIDA IS FOR VETERANS, INC., WORKFORCE TRAINING GRANT AID TO LOCAL GOVERNMENTS	1,300,000		
600	FLORIDA PLANNING, ACCOUNTING, AND LEDGER MANAGEMENT (PALM) READINESS	83,670		
601	FLORIDA VETERANS FOUNDATION	245,000		
602	FLORIDA VETERANS LEGAL HELPLINE	500,000		
603	GRANTS AND AIDS - FIXED CAPITAL OUTLAY	900,000		
604	INITIAL STAFFING AND START UP OPERATIONS FOR ARDIE R. COPAS, STATE VETERANS' NURSING HOME, ST. LUCIE COUNTY		1,579	602
605	INITIAL STAFFING AND START UP OPERATIONS FOR LAKE BALDWIN, STATE VETERANS' NURSING HOME, ORANGE COUNTY		1,273	485
606	K9S FOR WARRIORS	750,000		
607	MAINTENANCE AND REPAIR	785,000		
608	NORTHEAST FLORIDA FIRE WATCH	200,000		
609	QUANTUM LEAP FARM EQUINE ASSISTED THERAPY FOR VETERANS	120,778		

**Fiscal Year 2021-22 Nonrecurring Appropriations
Adjusted for Vetoes, Supplementals (Including Special Session A)**

Row#	Agency/Issue Title	General Revenue	State Trust Funds	Federal Trust Funds
610	REALIGNMENT OF OPERATIONS AND MAINTENANCE TRUST FUNDS/GENERAL REVENUE APPROPRIATIONS	19,260,312	-19,260,312	
611	SOF MISSIONS SUICIDE PREVENTION	150,000		
612	Total	25,544,760	-19,257,460	1,087
613	Grand Total	1,508,287,368	8,485,732,502	8,671,488,572

Note (see Row #s: 205, 245, 251, 324, and 610): Negative nonrecurring appropriations occur when it is intended that a reduction be a nonrecurring or one-time reduction to a recurring base appropriation resulting in the automatic restoration of the reduction in a subsequent year.

Vetoed Appropriations Fiscal Year 2021-22

Line #	Title	General Revenue	Trust Fund	Total
63	Florida Institute of Technology - Florida Tech - Restore Lagoon Inflow Research Project (Senate Form 1510) (HB 2197)	921,500	-	921,500
63	International Institute of Orthotics and Prosthetics Sustainable Expansion (Senate Form 1265) (HB 3503)	750,000	-	750,000
64 A	Flagler College - Hotel Ponce de Leon Preservation and Restoration (Senate Form 1260) (HB 3403)	250,000	-	250,000
72	Florida College to Congress Opportunity Scholarships (Senate Form 2079) (HB 2893)	250,000	-	250,000
82	Jack and Jill Children's Center - Economic Empowerment/Workforce Development Initiative (Senate Form 1197) (HB 2791)	650,000	-	650,000
106	Blue Mission Reach Program (Senate Form 1888) (HB 3601)	250,000	-	250,000
106	Focus Statewide Data Collection and Student Information Solution (Senate Form 2039) (HB 3479)	2,220,000	-	2,220,000
110	AMI Kids Career and Job Placement Program (Senate Form 1634) (HB 3705)	1,000,000	-	1,000,000
110	Arts for a Complete Education (Senate Form 1032) (HB 3285)	110,952	-	110,952
110	City of Delray Beach Learning Loss Recovery Tutorial Program (Senate Form 1309)	80,000	-	80,000
110	Coding in Color (Senate Form 1206) (HB 3169)	1,000,000	-	1,000,000
110	Community Based Post-COVID Acceleration Initiative (Senate Form 1251)	200,000	-	200,000
110	DUST - Developing Urban Sophisticated Technocrats (Senate Form 1875) (HB 3103)	250,000	-	250,000
110	Exploration of Culture and Humanities Options (ECHO) - Orlando (Senate Form 1777) (HB 3441)	350,000	-	350,000
110	Feeding Tampa Bay - FRESHforce Program (Senate Form 1303)	400,000	-	400,000
110	Florida Novice Teacher Professional Development (Senate Form 1378) (HB 3707)	275,000	-	275,000
110	Learning for Life (Senate Form 2074) (HB 2603)	500,000	-	500,000
110	Li'l Abner Foundation Programs (Senate Form 1889)	173,292	-	173,292
110	Linking Educational Assets for Readiness Now (LEARN) (Senate Form 1085) (HB 2149)	200,000	-	200,000
110	Mentoring Tomorrow's Leaders - Broward County Public Schools (Senate Form 1331) (HB 3545)	400,000	-	400,000
110	St. John's Schools Classrooms to Careers/Flagships (Senate Form 2053)	50,000	-	50,000
110	Summer Bridge Program in Hillsborough County Public Schools (Senate Form 1216) (HB 2033)	500,000	-	500,000
110	Tech Sassy Girlz (Senate Form 1424) (HB 3865)	100,000	-	100,000
110	The Florida Orchestra: Music Education for All (Senate Form 1576) (HB 3681)	600,000	-	600,000
110	Walton County and Ohana Institution Esports Program (Senate Form 2118) (HB 4083)	498,300	-	498,300
110	Youth at Risk (Senate Form 1013) (HB 4105)	275,000	-	275,000
113 A	Lafayette District Schools Safe and Secure Schools Electronic Access Control Key System (Senate Form 1749) (HB 3079)	400,000	-	400,000
114	Kids in Positive Places (Senate Form 2016) (HB 3311)	500,000	-	500,000
125	The Bridges Competitive Small Business Initiative (Senate Form 2095) (HB 3319)	350,000	-	350,000
129	Pasco-Hernando State College - Instructional and Performing Arts Center (Senate Form 1756) (HB 2683)	1,000,000	-	1,000,000
129	Saint Petersburg College - Midtown Campus Digital Inclusion and Enhancements (Senate Form 1419) (HB 3481)	674,484	-	674,484
129	State College of Florida, Manatee-Sarasota - Nursing Center of Excellence (Senate Form 1097)	250,000	-	250,000
129	Tallahassee Community College - Leon Works Expo and Junior Apprenticeship Program (Senate Form 1538) (HB 3355)	50,000	-	50,000
129	Valencia College - July in November The Story of the 1920 Ocoee Election Day Riots (Senate Form 1632)	1,000,000	-	1,000,000

Vetoed Appropriations Fiscal Year 2021-22

Line #	Title	General Revenue	Trust Fund	Total
145	Florida International University - The Washington Center Scholarships (Senate Form 1048) (HB 2217)	250,000	-	250,000
310 A	Centro Mater - Child Care Program (Senate Form 2002)	153,480	-	153,480
310 A	Florida Caregiving Youth Project Expansion (Senate Form 1232) (HB 2617)	250,000	-	250,000
310 A	The Lifeboat Project - Human Trafficking Victim Housing (Senate Form 1969) (HB 3959)	80,000	-	80,000
310 A	Twin Oaks - Waypoint Career and Technical College (Senate Form 1720) (HB 3257)	400,000	-	400,000
310 A	Voices for Children - Child Welfare Services (Senate Form 1262) (HB 3871)	100,000	-	100,000
345	Clara White Mission Daily Feeding Program (Senate Form 1501) (HB 2291)	200,000	-	200,000
345	Inmar Government Services - Public Assistance Mobile Technology Pilot (Senate Form 1829) (HB 3099)	250,000	-	250,000
345	Zebra Coalition - Youth Housing Project (Senate Form 1933) (HB 3657)	50,000	-	50,000
356 A	Grants And Aids To Local Governments And Nonstate Entities - Fixed Capital Outlay - Grants And Aids - Zebra Coalition Youth Transitional Housing Project	700,000	-	700,000
367	Faulk Center - Behind the Mask Mental Health Program (Senate Form 1263) (HB 3981)	75,000	-	75,000
367	LGBT+ Center Orlando United Assistance Center (Senate Form 1087) (HB 2181)	150,000	-	150,000
367	River Region - Substance Use and Mental Health Treatment for Veterans (Senate Form 1286) (HB 2285)	409,455	-	409,455
367	Veterans Alternative - Alternative Therapy Services (Senate Form 1761) (HB 2845)	300,000	-	300,000
391	City of Opa-Locka Senior Programming (Senate Form 1208)	100,000	-	100,000
444	Vision Quest	1,000,000	-	1,000,000
444	Baycare Behavioral Health Remote Patient Monitoring Program (Senate Form 1081) (HB 2225)	100,000	-	100,000
444	Central Florida Family Health Center - COVID -19 Infusion Center (Senate Form 1423) (HB 3861)	240,000	-	240,000
444	City of Gainesville Community Resource Paramedic Program Funding (Senate Form 1802) (HB 3619)	250,000	-	250,000
444	Common Threads - Health Nutrition Education (Senate Form 1288) (HB 3719)	200,000	-	200,000
444	Professional Resource Network (Senate Form 1776) (HB 2881)	75,000	-	75,000
468	Jordan Avi Ogman Foundation for Research & Development of TECPR2 Disease Cure (Senate Form 1788) (HB 3551)	50,000	-	50,000
500	Hormonal Long-Acting Reversible Contraception Program (HLARC)	2,000,000	-	2,000,000
515	John Hopkins All Children 's Hospital Academic Orthodontic Care for Complex Pediatric Patients in the Tampa Bay Area (Senate Form 1189) (HB 2887)	550,000	-	550,000
569 A	City of Sunrise Veterans and Senior Repurposing of Facility (Senate Form 1199) (HB 2583)	150,000	-	150,000
662	Inmate Communications Management and Consulting (Senate Form 1850) (HB 3849)	750,000	-	750,000
721	Project Clean Slate (Senate Form 1792)	250,000	-	250,000
1180	City of West Park Youth Crime Prevention (Senate Form 1866)	200,000	-	200,000
1180	Fresh Ministries: Fresh Path Youth Program (Senate Form 1793) (HB 4043)	250,000	-	250,000
1180	Oak Street Home II - Female Teen Delinquency Prevention Program (Senate Form 1335) (HB 2609)	630,000	-	630,000
1249 A	Automated License Plate Readers for the City of Jacksonville Beach (Senate Form 1276) (HB 2367)	150,000	-	150,000
1249 A	City of Pembroke Pines License Plate Reader Project (Senate Form 1225) (HB 2901)	125,000	-	125,000
1249 A	Port Orange License Plate Readers (Senate Form 1249) (HB 3885)	125,000	-	125,000

Vetoed Appropriations Fiscal Year 2021-22

Line #	Title	General Revenue	Trust Fund	Total
1430	Miami-Dade County Mosquito Control Adulticide Program (Senate Form 1070) (HB 2677)	51,600	-	51,600
1463 B	Edward L. Myrick State Farmers Market (Senate Form 1621)	300,000	-	300,000
1463 B	Hardee County Citrus Facility (HB 2667)	16,000	-	16,000
1463 B	Madison County Agricultural and Expo Center (Senate Form 1437) (HB 3003)	650,000	-	650,000
1471 A	Grants And Aids To Local Governments And Nonstate Entities - Fixed Capital Outlay - Bascom Farms	500,000	-	500,000
1490	Laurel Wilt Mitigation (Senate Form 1228) (HB 3119)	-	150,000	150,000
1502	Feeding Florida Through Aquaponics (Senate Form 1767) (HB 4045)	500,000	-	500,000
1502	Fresh Stop Mobile Market (Senate Form 1705)	75,000	-	75,000
1502	Grow It Forward Urban Farm Network Strategic Planning (Senate Form 1349) (HB 3199)	100,000	-	100,000
1502	St. Pete Urban Youth Farm (Senate Form 1341) (HB 3811)	370,000	-	370,000
1502	United Against Poverty Improvements to Expand Capacity and Outreach (Senate Form 1229) (HB 3949)	250,000	-	250,000
1605 A	Fixed Capital Outlay - Grants And Aids - Dairy Farm Pollutant Pilot Project - Okeechobee Basin	800,000	-	800,000
1607 A	Coconut Creek Hillsboro Water Storage Tank Rehabilitation (Senate Form 1673) (HB 2471)	100,000	-	100,000
1607 A	Delray Beach Owens Baker Tank Improvements (Senate Form 1598) (HB 4035)	250,000	-	250,000
1607 A	Groveland Drinking Water System Improvements & Quantity Demand Expansion Project (Senate Form 1369) (HB 2905)	900,000	-	900,000
1607 A	Homestead Automatic Flushing System (Senate Form 1148) (HB 3121)	100,000	-	100,000
1607 A	Homestead Water Tower Pump Station (Senate Form 1319) (HB 3123)	300,000	-	300,000
1607 A	Indian River County South Reverse Osmosis Plant Enhanced Recovery Project (Senate Form 1390) (HB 2647)	1,129,668	-	1,129,668
1607 A	Ocala - Lower Floridan Aquifer Conversion Phase III (Senate Form 1362) (HB 2307)	1,053,975	-	1,053,975
1607 A	Oviedo Percolation Pond Decommissioning - Phase 1 Tank Demo/Construction (Senate Form 1347) (HB 2737)	500,000	-	500,000
1607 A	Sarasota County Dona Bay Watershed Restoration Project Phase 3 Aquifer Recharge (Senate Form 2027) (HB 3291)	500,000	-	500,000
1607 A	Venice - New Water Booster Station and System Improvements Including Emergency Interconnect (Senate Form 2001) (HB 2475)	750,000	-	750,000
1607 A	Volusia County Water Resiliency and Water Interconnect Project (Senate Form 1935) (HB 3881)	400,000	-	400,000
1693 A	Chattahoochee Mountain Bike Trail (Senate Form 1432) (HB 2435)	50,000	-	50,000
1693 A	Gulfport Linear Breakwater Park Project (Senate Form 1472) (HB 2359)	735,000	-	735,000
1693 A	Pembroke Park Community Garden Solar Safety Lighting (Senate Form 1563)	50,000	-	50,000
1693 A	Plantation Special Needs Park (Senate Form 1659) (HB 2365)	200,000	-	200,000
1693 A	Winter Park Mead Gardens ADA Accessible Nature Trail Improvements (Senate Form 1628) (HB 2803)	95,000	-	95,000
1700	Longboat Key Assessment of Sea Level Rise and Recurring Storm Flooding (Senate Form 1376) (HB 3283)	61,913	-	61,913
1792	Bear Resistant Trash Can Strap Program (Senate Form 2011) (HB 4029)	200,000	-	200,000
1856 B	Grants And Aids To Local Governments And Nonstate Entities - Fixed Capital Outlay - Zootampa	200,000	-	200,000
1856 C	Grants And Aids To Local Governments And Nonstate Entities - Fixed Capital Outlay - Grants And Aid - Jacksonville Zoo And Gardens	200,000	-	200,000
1864	Innovative Transportation for Persons with Intellectual or Developmental Disabilities (Senate Form 1839) (HB 3827)	-	1,500,000	1,500,000
1915 A	Best Foot Forward for Pedestrian Safety - Central Florida (Senate Form 1409) (HB 2753)	-	100,000	100,000
1915 A	Blount Streetscape Improvements Project - Pompano Beach (Senate Form 1623) (HB 2933)	-	1,000,000	1,000,000

Vetoed Appropriations Fiscal Year 2021-22

Line #	Title	General Revenue	Trust Fund	Total
1915 A	Boynton Beach Town Square Enhanced Pedestrian Crossing (Senate Form 1990) (HB 2141)	-	75,000	75,000
1915 A	Central Palm Beach County Historical Infrastructure Improvement (Senate Form 1381) (HB 2723)	-	3,000,000	3,000,000
1915 A	Crosswalks to Classrooms - Tampa (Senate Form 2125) (HB 2495)	-	350,000	350,000
1915 A	Florida Gulf & Atlantic Railroad Track Rehabilitation (Senate Form 2045) (HB 2705)	-	740,000	740,000
1915 A	Fort Walton Beach - Stormwater Improvements on Martisa Road NW (Senate Form 1520) (HB 2997)	-	500,000	500,000
1915 A	Gainesville Regional Transit Eastside Transfer Station (Senate Form 1804) (HB 3309)	-	300,000	300,000
1915 A	Gulf County Airport Infrastructure (Senate Form 2043) (HB 3043)	-	500,000	500,000
1915 A	Hamilton School Entrance Signal Enhancement (Senate Form 1733)	-	200,000	200,000
1915 A	Jackson County Mashburn Road Pavement Completion Design (Senate Form 1515) (HB 4011)	-	197,000	197,000
1915 A	Jewish Transportation - Rales Rides (JTRR) - Palm Beach County (Senate Form 1019) (HB 2093)	-	150,000	150,000
1915 A	Lois Avenue Complete Streets Project - Tampa (Senate Form 1913) (HB 2311)	-	350,000	350,000
1915 A	Neighborhood Traffic Calming Plan Phase 1 - West Park (Senate Form 1784) (HB 3749)	-	300,000	300,000
1915 A	North Miami Beach - NE 153rd Street Roadway Improvement (Senate Form 1176) (HB 2409)	-	495,000	495,000
1915 A	Sewall's Point Road Phase 2 - Sewall's Point (Senate Form 1701)	-	450,000	450,000
1915 A	Southwest Ranches Safety Guardrail - Appaloosa Trail (Senate Form 1194) (HB 2071)	-	350,000	350,000
1915 A	Sunny Isles Beach Pedestrian Bridge - Collins Avenue at Government Center (Senate Form 1667) (HB 2499)	-	500,000	500,000
1915 A	Tampa Bay Area Regional Transit Authority (Senate Form 2127) (HB 2037)	-	1,500,000	1,500,000
1915 A	Transportation Disadvantaged Discounted Bus Passes (Senate Form 1468) (HB 2497)	-	994,550	994,550
1915 A	Village of Royal Palm Beach - La Mancha Extension (Senate Form 1332) (HB 3469)	-	450,000	450,000
2191 A	AmSkills Workforce Training Innovation Center - Pasco (Senate Form 1625) (HB 2685)	100,000	-	100,000
2198 A	Florida Goodwill Association (Senate Form 1594) (HB 3887)	250,000	-	250,000
2236 A	Bonita Springs - Home Elevation and Buyout Program (Senate Form 1810) (HB 2043)	300,000	-	300,000
2236 A	City of Clermont - New Public Services Building (Senate Form 1864) (HB 2385)	500,000	-	500,000
2236 A	City of Coral Springs - Public Safety/Public Works Building Hardening Project (Senate Form 1794) (HB 3943)	400,000	-	400,000
2236 A	City of Freeport Multipurpose Community Center (Senate Form 1534)	500,000	-	500,000
2236 A	Hurricane-Proof Multi-Use Emergency Facility - Lake (Senate Form 1586) (HB 2571)	1,500,000	-	1,500,000
2245 A	Building Economic Opportunities in West Lakes - Orlando (Senate Form 1873) (HB 3443)	60,000	-	60,000
2245 A	Gateway Orlando Economic Prosperity Initiative (Senate Form 2017) (HB 2855)	250,000	-	250,000
2568	City of Brooksville Emergency Operations Center/Council Chambers Upgrade (Senate Form 1942) (HB 2429)	50,000	-	50,000
2568	City of Venice Emergency Operations Equipment and Critical Response Unit (Senate Form 1105) (HB 2735)	286,676	-	286,676
2592	City of Brooksville Emergency Operations Center/Council Chambers Upgrade (Senate Form 1942) (HB 2429)	57,000	-	57,000
2592	City of Mount Dora Emergency Operations Center (Senate Form 1678) (HB 2053)	500,000	-	500,000
2592	Crestview Community Center Hardening (Senate Form 1529) (HB 2979)	194,000	-	194,000

Vetoed Appropriations Fiscal Year 2021-22

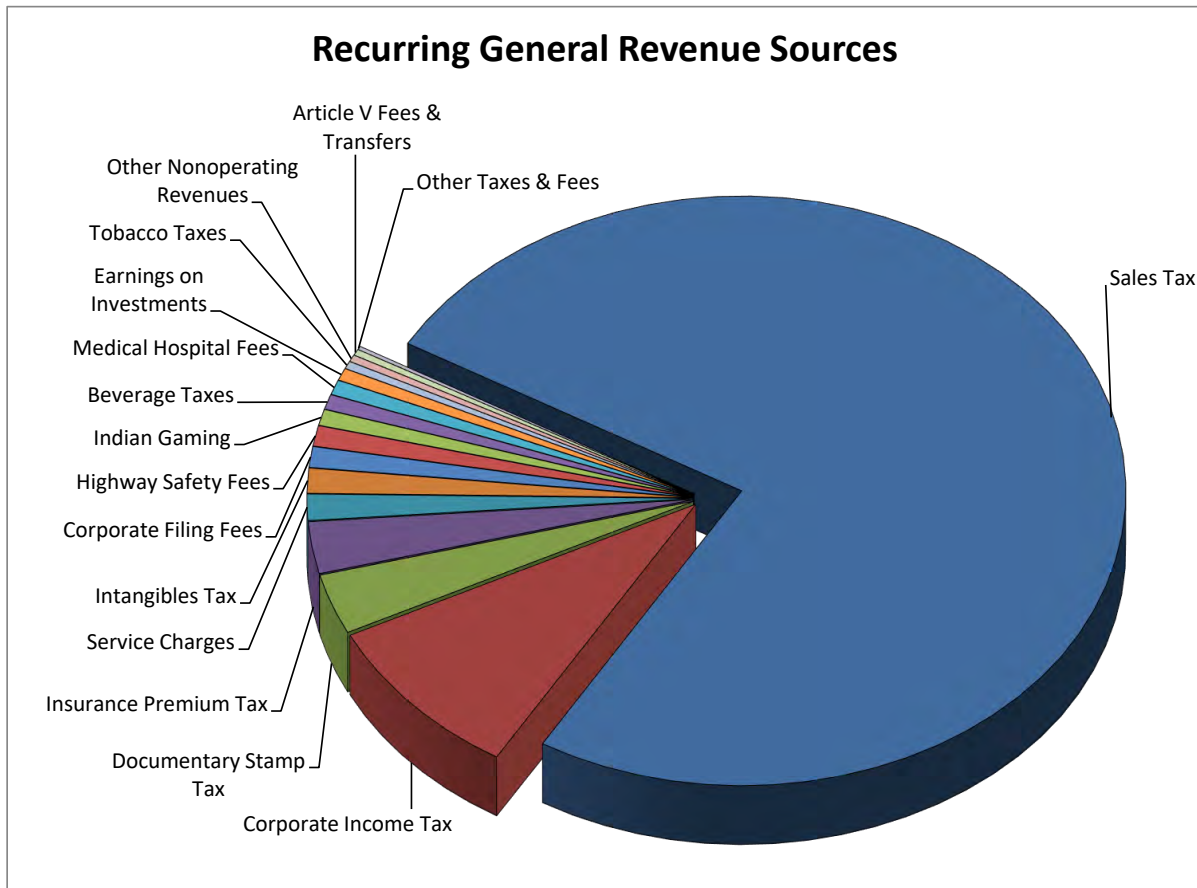
Line #	Title	General Revenue	Trust Fund	Total
2592	Hardening of Fort Walton Beach Recreation Center for EOC Operations (Senate Form 1525) (HB 2953)	650,000	-	650,000
2592	Village of Biscayne Park - EOC Generator & Recreation Center Lighting (Senate Form 1313) (HB 3747)	40,000	-	40,000
2856 B	Special Categories - Lake County Public Safety Radio Infrastructure	2,000,000	-	2,000,000
2945 A	Special Categories - Grants And Aids - Contracted Services	250,000	-	250,000
3101 A	Fixed Capital Outlay - Library Construction Grants	250,000	-	250,000
3107	Great Explorations Children's Museum Guest Experience Improvement - Pinellas (Senate Form 1036)	242,260	-	242,260
3112 A	Hardee County Cracker Trail Museum & Pioneer Village Expansion (Senate Form 1712) (HB 2249)	150,000	-	150,000
Subtotal Line Items		46,959,555	14,151,550	61,111,105
B0074	Vision Quest Revert/Reappropriate			
B0150	State Housing Trust Fund Sweep	-	40,000,000	40,000,000
B0151	State Transportation Trust Fund Sweep	-	17,000,000	17,000,000
B0151	Social Services Block Grant Trust Fund Sweep	-	3,500,000	3,500,000
B0151	Triumph Gulf Coast Trust Fund Sweep	-	26,000,000	26,000,000
B0151	Highway Safety Operating Trust Fund Sweep	-	10,000,000	10,000,000
B0152	American Rescue Plan - Emergency Preparedness and Response Fund	1,000,000,000	-	1,000,000,000
B0152	American Rescue Plan - Budget Stabilization Fund	350,000,000	-	350,000,000
Grand Total		1,396,959,555	110,651,550	1,507,611,105

Chart 9
Projected FY 2021-22 Recurring General Revenue Sources
Adjusted for Measures Affecting Revenue (Including Special Session A)
(Dollars In Millions)

Funding Source	Dollars	Percent
Sales Tax	27,242.1	75.3%
Corporate Income Tax	3,272.0	9.0%
Documentary Stamp Tax	1,192.1	3.3%
Insurance Premium Tax	1,026.6	2.8%
Service Charges	520.0	1.4%
Intangibles Tax	493.0	1.4%
Corporate Filing Fees	410.1	1.1%
Highway Safety Fees	403.6	1.1%
Indian Gaming	317.6	0.9%
Beverage Taxes	295.8	0.8%
Medical Hospital Fees	291.2	0.8%
Earnings on Investments	241.9	0.7%
Tobacco Taxes	148.9	0.4%
Other Nonoperating Revenues	135.7	0.4%
Article V Fees & Transfers	121.1	0.3%
Other Taxes & Fees	68.3	0.2%
Total Recurring General Revenue	36,180.0	100.0%
Less: Refunds	(496.3)	
Net Recurring General Revenue	35,683.7	

Note: As displayed here, recurring General Revenue sources do not include any Outlook adjustments for federal funds interest payments.

Note: The sources listed represent the top 15 revenue sources in descending magnitude of their contribution to General Revenue. "Other Taxes & Fees" also includes Parimutuels Tax and Severance Tax which contribute 0.1% or less each. Subtotals and totals may not add due to rounding.



GENERAL REVENUE FUND
 CONSENSUS REVENUE ESTIMATING CONFERENCE
 RETROSPECT
 FY 2018-19 and FY 2019-20
 (\$ MILLIONS)

DATE: December 14, 2020

	<u>RECURRING</u>	<u>NON- RECURRING</u>	<u>TOTAL</u>
FUNDS AVAILABLE 2018-19			
Balance Forward from 2017-18	0.0	1,645.9	1,645.9
Revenue Collections	32,768.8	689.1	33,457.9
Sales Tax Accounting Adjustment	0.0	0.0	0.0
BP Settlement Agreement Payment State Share	26.7	0.0	26.7
Transfers from Trust Funds	0.0	398.6	398.6
FEMA Reimbursements	0.0	203.8	203.8
Miscellaneous Adjustments	0.0	0.1	0.1
Fixed Capital Outlay Reversions	0.0	20.5	20.5
Federal Funds Interest Payment	(2.0)	0.0	(2.0)
Total 2018-19 Funds Available	32,793.4	2,958.1	35,751.5
EXPENDITURES 2018-19			
Operations	16,053.2	1,033.0	17,086.2
Aid to Local Government	15,445.0	(114.0)	15,331.0
Fixed Capital Outlay	33.4	485.4	518.8
Fixed Capital Outlay/Aid to Local Government	1.8	244.7	246.5
Transfer to Budget Stabilization Fund	0.0	66.5	66.5
Miscellaneous Nonoperating Expenditures	0.0	12.7	12.7
Total 2018-19 Expenditures	31,533.5	1,728.3	33,261.8
ENDING BALANCE	1,260.0	1,229.8	2,489.8

The cash balance in the Budget Stabilization Fund (not shown here) at the end of FY 2018-19 was \$1,483.0 million. Amounts are displayed to one decimal place but calculated at the full dollar amount, so they may not add to the total.

FUNDS AVAILABLE 2019-20			
Balance Forward from 2018-19	0.0	2,489.8	2,489.8
Revenue Collections	32,563.5	(1,077.7)	31,485.8
Adjustment to Earnings on Investments for CARES Act	0.0	32.3	32.3
BP Settlement Agreement Payment State Share	26.7	0.0	26.7
CARES Act - COVID-19	0.0	5,855.8	5,855.8
Transfers from Trust Funds	0.0	350.9	350.9
FEMA Reimbursements	0.0	154.3	154.3
Fixed Capital Outlay Reversions	0.0	20.2	20.2
Federal Funds Interest Payment	(2.3)	0.0	(2.3)
Miscellaneous Adjustments	0.0	0.0	0.0
Total 2019-20 Funds Available	32,587.9	7,825.6	40,413.5
EXPENDITURES 2019-20			
Operations	16,240.6	879.3	17,119.9
Aid to Local Government	16,238.2	(76.4)	16,161.7
Fixed Capital Outlay	40.7	227.9	268.6
Fixed Capital Outlay/Aid to Local Government	3.7	406.4	410.1
Transfer to Budget Stabilization Fund	0.0	91.2	91.2
Miscellaneous Nonoperating Expenditures	0.0	9.7	9.7
Total 2019-20 Expenditures	32,523.2	1,538.1	34,061.3
ENDING BALANCE	64.6	6,287.6	6,352.2

The cash balance in the Budget Stabilization Fund (not shown here) at the end of FY 2019-20 was \$1,574.2 million. Amounts are displayed to one decimal place but calculated at the full dollar amount, so they may not add to the total.

GENERAL REVENUE FUND
FINANCIAL OUTLOOK STATEMENT

Post Session, Including Results of the 2021 Regular Session and Special Session A, and Other Adjustments as of May 19, 2021
FY 2020-21 through FY 2025-26
(\$ MILLIONS)

DATE: July 23, 2021

	<u>RECURRING</u>	<u>NON- RECURRING</u>	<u>TOTAL</u>
FUNDS AVAILABLE 2020-21			
Balance Forward from 2019-20	0.0	6,352.2	6,352.2
Estimated Revenues	34,462.5	(510.7)	33,951.8
Prior Year Sales Tax Accounting Adjustment	0.0	(108.6)	(108.6)
BP Settlement Agreement Payment State Share (D)	26.7	0.0	26.7
Tobacco Settlement Lawsuit Payment (F)	0.0	192.9	192.9
HB 5001 (2020) Trust Fund Transfers (Net of Vetoes; Line Item 6151; s. 127)	0.0	188.8	188.8
SB 2500 (2021) Trust Fund Transfers (Net of Vetoes; s. 150)	0.0	322.5	322.5
SB 2500 (2021) - Revert FCO Carry Forward (s. 85)	0.0	1.2	1.2
SB 2500 (2021) - Revert Continuing Appropriations (ss. 31 & 34)	0.0	54.0	54.0
Fixed Capital Outlay Reversions	0.0	5.4	5.4
FEMA Reimbursement (Irma, Michael)	0.0	49.4	49.4
COVID-19 Reimbursement	0.0	143.3	143.3
2019 Medicaid Managed Care Achieved Savings Rebate	0.0	129.3	129.3
COVID-19 Emergency Rental Assistance (Restricted Purpose) (G)	0.0	871.2	871.2
Opioid Lawsuit Settlement Payment	0.0	33.8	33.8
American Rescue Plan Act of 2021 - Coronavirus State Fiscal Recovery Fund (H)	0.0	4,408.3	4,408.3
American Rescue Plan Act of 2021 (Restricted Purposes) (H)	0.0	363.8	363.8
Federal Funds Interest Earnings Rebate	(1.8)	0.0	(1.8)
Total 2020-21 Funds Available (A) (B) (C) (D)	34,487.4	12,496.8	46,984.2
EFFECTIVE APPROPRIATIONS 2020-21			
State Operations	17,243.3	435.8	17,679.1
Aid to Local Government	16,783.5	(191.5)	16,592.0
Fixed Capital Outlay	53.3	94.6	147.9
Fixed Capital Outlay/Aid to Local Government	1.7	325.5	327.2
HB 5001 (2020) Transfer to Budget Stabilization Fund (s. 128) (A)	0.0	100.0	100.0
Transfer to Lawton Chiles Endowment Fund (C)	0.0	0.0	0.0
Reappropriations	0.0	44.7	44.7
Budget Amendments - COVID-19 Response	0.0	1,363.2	1,363.2
Placed in Reserve: COVID-19 Budget Amendment	0.0	(49.4)	(49.4)
Budget Amendments - CARES Act Housing Assistance (COVID-19) (E)	0.0	151.0	151.0
Budget Amendments - CARES Act Re-employment Assistance (COVID-19) (E)	0.0	86.5	86.5
Budget Amendments - CARES Act Funds to Local Governments (COVID-19) (E)	0.0	939.2	939.2
Budget Amendment - Emergency Rental Assistance (COVID-19) (G)	0.0	871.2	871.2
Bridge Loans - Hurricane Sally	0.0	5.0	5.0
Budget Amendments - Hurricane Response (Sally)	0.0	23.9	23.9
Pending Amendments - Coronavirus State Fiscal Recovery Fund (s. 152) (I)	0.0	4,408.3	4,408.3
Budget Amendments - Disaster Activity (Piney Point)	0.0	26.1	26.1
SB 2500 (2021) Reversions (ss. 10,11,12,13,14,15,16,17,54,55,56,84)	0.0	(1,068.8)	(1,068.8)
SB 2500 (2021) Supplemental Appropriations (ss. 24,25,57,70,72,76,90,96)	0.0	73.7	73.7
Bills with Appropriations (Net of Vetoes)	0.0	0.4	0.4
Total 2020-21 Effective Appropriations	34,081.8	7,639.4	41,721.2
ENDING BALANCE (B) (C) (E)	405.6	4,857.4	5,263.0

GENERAL REVENUE FUND
FINANCIAL OUTLOOK STATEMENT

Post Session, Including Results of the 2021 Regular Session and Special Session A, and Other Adjustments as of May 19, 2021
FY 2020-21 through FY 2025-26
(\$ MILLIONS)

DATE: July 23, 2021

	<u>RECURRING</u>	<u>NON- RECURRING</u>	<u>TOTAL</u>
FUNDS AVAILABLE 2021-22			
Balance Forward from 2020-21	0.0	5,263.0	5,263.0
Estimated Revenues	35,373.6	(508.7)	34,864.9
Measures Affecting Revenue (2021 Regular Session)	(7.5)	316.6	309.1
Measures Affecting Revenue (2021 Special Session A) (J)	317.6	0.0	317.6
SB 2500 (2021) Trust Fund Transfers (Net of Vetoes; s. 151; Line Item 601)	0.0	147.1	147.1
BP Settlement Agreement Payment State Share (D)	26.7	0.0	26.7
Unused Appropriations/Reversions	0.0	33.5	33.5
Fixed Capital Outlay Reversions	0.0	3.4	3.4
Federal Funds Interest Earnings Rebate	(1.1)	0.0	(1.1)
Total 2021-22 Funds Available (A) (B) (D)	35,709.3	5,254.9	40,964.2
EFFECTIVE APPROPRIATIONS 2021-22			
SB 2500 (2021) General Appropriations Act (ss. 1-7)	34,962.7	1,380.9	36,343.6
SB 2500 (2021) Vetoes (ss. 1-7)	(3.0)	(44.0)	(47.0)
SB 2500 (2021) Supplemental Appropriations (ss. 121,122)	0.0	165.5	165.5
Bills with Appropriations (Net of Vetoes)	0.0	5.8	5.8
Total 2021-22 Effective Appropriations	34,959.7	1,508.2	36,467.9
ENDING BALANCE (B) (E) (I)	749.6	3,746.7	4,496.3
FUNDS AVAILABLE 2022-23			
Balance Forward from 2021-22	0.0	4,496.3	4,496.3
Estimated Revenues	36,782.0	(127.3)	36,654.7
Measures Affecting Revenue (2021 Regular Session)	65.5	(34.5)	31.0
Measures Affecting Revenue (2021 Special Session A) (J)	450.7	0.0	450.7
BP Settlement Agreement Payment State Share (D)	26.7	0.0	26.7
Unused Appropriations/Reversions	0.0	110.4	110.4
Fixed Capital Outlay Reversions	0.0	3.4	3.4
Federal Funds Interest Earnings Rebate	(1.5)	0.0	(1.5)
Total 2022-23 Funds Available (A) (B) (D)	37,323.4	4,448.3	41,771.6
FUNDS AVAILABLE 2023-24			
Estimated Revenues	38,082.5	(9.3)	38,073.2
Measures Affecting Revenue (2021 Regular Session)	104.8	(13.6)	91.2
Measures Affecting Revenue (2021 Special Session A) (J)	470.4	0.0	470.4
BP Settlement Agreement Payment State Share (D)	26.7	0.0	26.7
Unused Appropriations/Reversions	0.0	110.4	110.4
Fixed Capital Outlay Reversions	0.0	3.4	3.4
Federal Funds Interest Earnings Rebate	(2.4)	0.0	(2.4)
Total 2023-24 Funds Available (A) (B) (D)	38,682.0	90.9	38,772.9

GENERAL REVENUE FUND
FINANCIAL OUTLOOK STATEMENT

Post Session, Including Results of the 2021 Regular Session and Special Session A, and Other Adjustments as of May 19, 2021
FY 2020-21 through FY 2025-26
(\$ MILLIONS)

DATE: July 23, 2021

	<u>RECURRING</u>	<u>NON- RECURRING</u>	<u>TOTAL</u>
FUNDS AVAILABLE 2024-25			
Estimated Revenues	39,493.9	(1.7)	39,492.2
Measures Affecting Revenue (2021 Regular Session)	136.0	117.8	253.8
Measures Affecting Revenue (2021 Special Session A) (J)	636.1	0.0	636.1
BP Settlement Agreement Payment State Share (D)	26.7	0.0	26.7
Unused Appropriations/Reversions	0.0	110.4	110.4
Fixed Capital Outlay Reversions	0.0	3.4	3.4
Federal Funds Interest Earnings Rebate	(5.8)	0.0	(5.8)
Total 2024-25 Funds Available (A) (B) (D)	40,286.9	229.9	40,516.8
FUNDS AVAILABLE 2025-26			
Estimated Revenues	40,821.5	0.0	40,821.5
Measures Affecting Revenue (2021 Regular Session)	180.0	0.2	180.2
Measures Affecting Revenue (2021 Special Session A) (J)	516.4	0.0	516.4
BP Settlement Agreement Payment State Share (D)	26.7	0.0	26.7
Unused Appropriations/Reversions	0.0	110.4	110.4
Fixed Capital Outlay Reversions	0.0	3.4	3.4
Federal Funds Interest Earnings Rebate	(5.9)	0.0	(5.9)
Total 2025-26 Funds Available (A) (B) (D)	41,538.7	114.0	41,652.7

FOOTNOTES

- (A) The cash balance in the Budget Stabilization Fund (not shown here) at the time of this Outlook is \$1,674.2 million and includes the FY 2020-21 transfer of \$100.0 million. Based on the April 6, 2021 forecast, transfers of zero in FY 2021-22, \$24.7 million in FY 2022-23, \$45.7 million in FY 2023-24, \$89.5 million in FY 2024-25, and \$70.9 million in FY 2025-26 will be required.
- (B) This financial statement is based on current law as it is currently administered. It does not include the potential effect of any legal actions that might affect revenues or appropriations. The Attorney General periodically issues an update on any such litigation. In addition, it does not recognize any projected deficits or surpluses in any spending programs unless specifically stated.
- (C) The 2012 General Appropriations Act transferred \$350.0 million from the Lawton Chiles Endowment Fund to the General Revenue Fund. House Bill 5301 (Ch. 2012-33, L.O.F.) required that an amount equal to the amount of Medical-Hospital Fees collected above the January 2012 revenue estimate be transferred back to the Endowment in the following fiscal years until repayment was complete. The actual revenues collected in FY 2019-20 were lower than the January 2012 estimate; thus, no transfer is required for FY 2020-21. House Bill 5011 (Ch. 2021-43, L.O.F.) eliminates the final \$304.7 million repayment required in section 409.915(8), Florida Statutes, effective July 1, 2021, and directs the State Board of Administration (SBA) to liquidate the assets in the Lawton Chiles Endowment Fund by June 30, 2022. The bill also terminates the fund, effective July 1, 2022, and directs the SBA to transfer all balances remaining to the Budget Stabilization Fund.
- (D) Payments are associated with the settlement reached in re: Oil Spill by the Oil Rig "Deepwater Horizon" in the Gulf of Mexico, MDL No. 2179 (April 20, 2010). The payments are in consideration of the full and complete settlement and release of claims by the state for various damages. It provides a total payment to the State of Florida of \$2.0 billion over the period FY 2016-17 through FY 2032-33. The first payment of \$400 million was received on July 1, 2016. Annual payments of \$106.7 million began in FY 2018-19. Pursuant to Chapter 2017-63, L.O.F., 75 percent of all payments to the state must be transferred immediately from the General Revenue Fund to the Triumph Gulf Coast Trust Fund for subsequent transfer to a trust account held by Triumph Gulf Coast, Inc. The revenue numbers shown here are net of this transfer.
- (E) The Coronavirus Aid, Relief, and Economic Security [CARES] Act provided substantial federal government support to individuals, businesses, hospitals, and specific industries dealing with the COVID-19 pandemic and its associated economic consequences. [Public Law No: 116-136; enacted 03/27/2020] Among other things, the legislation created the Coronavirus Relief Fund within the U.S. Department of the Treasury to fund necessary state and local government expenditures incurred due to the COVID-19 public health emergency. The funds currently can be used only for costs not accounted for in the budget most recently approved as of March 27, 2020, and incurred during the period from March 1, 2020, to December 30, 2020. Florida's total allocation was \$8,328.2 million, of which \$2,472.4 million was distributed by the US Department of the Treasury directly to Florida local governments with populations greater than 500,000. The remaining \$5,855.8 million was transferred to the State of Florida. All Relief Fund dollars received by the state have been shown on this outlook as they were received. They have only been debited on the General Revenue Outlook to the extent that formal budget actions have already occurred.

GENERAL REVENUE FUND
FINANCIAL OUTLOOK STATEMENT

Post Session, Including Results of the 2021 Regular Session and Special Session A, and Other Adjustments as of May 19, 2021
FY 2020-21 through FY 2025-26
(\$ MILLIONS)

DATE: July 23, 2021

	<u>RECURRING</u>	<u>NON-RECURRING</u>	<u>TOTAL</u>
<p>(F) On January 18, 2017, the State of Florida filed a Motion to Join ITG Brands, LLC as a Defendant and to enforce the Settlement Agreement in the State of Florida, et. al., v. Am. Tobacco Co., R.J. Reynolds Tobacco Co., et. al., No. 95-1466 AH (Fla. 15th Cir. Ct.). On August 18, 2018, the Circuit Court entered a final judgment specifying the principal sum and interest due from R.J. Reynolds to the State of Florida for the period June 12, 2015, through April 30, 2018, as well as providing guidance on how any future unpaid liability to the State should be calculated. In addition, the final judgment reflected the court's rulings issued December 27, 2017, and May 24, 2018, collectively known as the "Liability Orders." R.J. Reynolds subsequently appealed the lower court's decision regarding its liability. On July 29, 2020, the District Court of Appeal unanimously affirmed the lower court's final judgment in all respects, and on September 18, 2020, denied the Appellant's motion for rehearing, rehearing en banc, and certification to the Florida Supreme Court. In response, R.J. Reynolds paid the State of Florida \$192,869,589.86 million to cover the full amount of the outstanding judgment (inclusive of principal and interest). This amount was deposited into the General Revenue Fund on October 6, 2020. Notwithstanding this payment, R.J. Reynolds filed Notice to Invoke Discretionary Jurisdiction of the Florida Supreme Court on October 15, 2020, seeking review of the District Court of Appeal's opinion. On December 18, 2020, the Florida Supreme Court declined to accept jurisdiction and denied the petition for review, while indicating that no motion for rehearing would be entertained.</p>			
<p>(G) The Emergency Rental Assistance (ERA) program established by section 501 of Division N of the Consolidated Appropriations Act, 2021, Pub. L. No. 116-260 (Dec. 27, 2020) specifies that not less than 90 percent of awarded funds must be used for direct financial assistance for eligible households, including rent, rental arrears, utilities, home energy costs, utilities and home energy costs costs arrears, and other expenses related to housing. Remaining funds are available for housing stability services, including case management and other services intended to keep households stably housed, and administrative costs. Administrative costs are limited to 10 percent of the amount paid to a grantee. Telecommunication services are not considered to be utilities, and assistance may not be used for arrears accumulated before March 13, 2020, the date of the emergency declaration [501(b) of the Robert T. Stafford Disaster Relief and Emergency Assistance Act, 42 U.S.C. 5191(b)]. Funds generally expire on September 30, 2022. Florida's total allocation is \$1,441.2 million, of which \$570 million was distributed by the US Department of the Treasury directly to Florida local governments with populations greater than 200,000. The remaining \$871.2 million was transferred to the State of Florida.</p>			
<p>(H) The American Rescue Plan (ARP) Act of 2021 (Public Law 117-2: enacted 3/11/2021) continues the federal government support to state and local governments, individuals, businesses, and specific industries dealing with the COVID-19 pandemic and its associated economic consequences. The Act includes, among other items, the Coronavirus State Fiscal Recovery Fund to cover increased expenditures, replenish lost revenue and mitigate economic harm; the Homeowner Assistance Fund to mitigate mortgage delinquencies, defaults, foreclosures, loss of utilities or home energy services; Emergency Rental Assistance to provide relief in the same manner as provided in the Emergency Rental Assistance program established in the Consolidated Appropriations Act of 2021; the Capital Projects Fund to support work, education and health monitoring, and the State Small Business Credit Initiative to inject capital into state small business support and capital access programs, provide collateral support, facilitate loan participation, and enable credit guarantee programs. To date, Florida has received partial distributions for the State Fiscal Recovery Fund (\$4,408.3 million), the Homeowner Assistance Fund (\$67.6 million), and Emergency Rental Assistance (\$296.2 million).</p>			
<p>(I) In Section 152 of the Fiscal Year 2021-22 General Appropriations Act, the Legislature authorized up to \$6,696.5 million in nonrecurring appropriations for the 2020-21 fiscal year contingent upon the Department of Financial Services receiving and depositing into the General Revenue Fund any amount from the state's allocation from the federal Coronavirus State Fiscal Recovery Fund. Although the state received \$4,408.3 million as noted in Footnote H on May 19, 2021, there wasn't sufficient time to prepare the authorized budget amendments.</p>			
<p>(J) This Measure is solely related to the passage of CS/SB 2-A, which was approved by the Governor on May 25, 2021. While the amount reflects the official impact adopted by the Conference, the legislation—and therefore the impact—takes effect only if the Gaming Compact between the Seminole Tribe of Florida and the State of Florida is approved or deemed approved and not voided by the United States Department of the Interior.</p>			

TOBACCO SETTLEMENT TRUST FUND
 CONSENSUS REVENUE ESTIMATING CONFERENCE
 RETROSPECT
 FY 2018-19 and FY 2019-20
 (\$ MILLIONS)

DATE: November 9, 2020

	<u>RECURRING</u>	<u>NON- RECURRING</u>	<u>TOTAL</u>
FUNDS AVAILABLE 2018-19			
Balance Forward from 2017-18	0.0	3.1	3.1
Annual Settlement Payments	369.1	0.0	369.1
Liggett Settlement Payment	0.3	0.0	0.3
Transfer from Lawton Chiles Endowment	6.1	0.0	6.1
Miscellaneous Revenues	0.0	0.1	0.1
Interest Earnings	0.8	0.0	0.8
Total 2018-19 Funds Available (A)	376.3	3.2	379.5
EXPENDITURES 2018-19			
Agency for Health Care Administration	275.5	0.0	275.5
Department of Health Tobacco Prevention and Education	67.6	0.0	67.6
Total 2018-19 Expenditures	343.1	0.0	343.1
AVAILABLE RESERVES (A)	33.1	3.2	36.3
FUNDS AVAILABLE 2019-20			
Balance Forward from 2018-19	0.0	36.3	36.3
Annual Settlement Payments	335.0	0.0	335.0
Liggett Settlement Payment	0.3	0.0	0.3
Transfer from Lawton Chiles Endowment	7.3	0.0	7.3
Miscellaneous Revenues	0.0	0.1	0.1
Interest Earnings	1.3	0.0	1.3
Total 2019-20 Funds Available (A)	343.8	36.4	380.2
EXPENDITURES 2019-20			
Agency for Health Care Administration	269.1	0.0	269.1
Department of Health Tobacco Prevention and Education	70.2	0.0	70.2
Total 2019-20 Expenditures	339.3	0.0	339.3
AVAILABLE RESERVES (A)	4.5	36.4	40.9

(A) Amounts are displayed to one decimal place but calculated at the full dollar amount, so they may not add to the total.

TOBACCO SETTLEMENT TRUST FUND
 FINANCIAL OUTLOOK STATEMENT
 Post-Session, Including Results of 2021 Regular Session
 FY 2020-21 through FY 2025-26
 (\$ MILLIONS)

DATE: July 23, 2021

	<u>RECURRING</u>	<u>NON- RECURRING</u>	<u>TOTAL</u>
FUNDS AVAILABLE 2020-21			
Balance Forward from 2019-20	0.0	40.9	40.9
Payments Received	402.4	0.0	402.4
Liggett Settlement Payment	0.3	0.0	0.3
Transfer from Lawton Chiles Endowment Fund	7.7	0.0	7.7
Interest Earnings	0.8	0.0	0.8
Total 2020-21 Funds Available	411.2	40.9	452.1
EFFECTIVE APPROPRIATIONS 2020-21			
Agency for Health Care Administration	283.1	48.8	331.9
Tobacco Prevention and Education	73.4	0.0	73.4
SB 2500 (2021 Supplemental Appropriations (s. 143))	0.0	34.7	34.7
Total 2020-21 Effective Appropriations	356.5	83.5	440.0
AVAILABLE RESERVES	54.7	(42.6)	12.1
FUNDS AVAILABLE 2021-22			
Balance Forward from 2020-21	0.0	12.1	12.1
Expected Payments Estimate (C)	408.6	0.0	408.6
Liggett Settlement Payment	0.3	0.0	0.3
Transfer from Lawton Chiles Endowment Fund	8.2	0.0	8.2
Measures Affecting Revenue	(8.2)	0.0	(8.2)
Interest Earnings	0.5	0.0	0.5
Total 2021-22 Funds Available	409.4	12.1	421.5
EFFECTIVE APPROPRIATIONS 2021-22			
Agency for Health Care Administration	334.8	0.0	334.8
Tobacco Prevention and Education	74.3	0.0	74.3
Total 2021-22 Effective Appropriations	409.2	0.0	409.2
AVAILABLE RESERVES	0.3	12.1	12.4
FUNDS AVAILABLE 2022-23			
Balance Forward from 2021-22	0.0	12.4	12.4
Expected Payments Estimate (C)	418.1	0.0	418.1
Liggett Settlement Payment	0.3	0.0	0.3
Transfer from Lawton Chiles Endowment Fund (A)	8.6	0.0	8.6
Measures Affecting Revenue	(8.6)	0.0	(8.6)
Interest Earnings	0.6	0.0	0.6
Total 2022-23 Funds Available	419.0	12.4	431.4

TOBACCO SETTLEMENT TRUST FUND
 FINANCIAL OUTLOOK STATEMENT
 Post-Session, Including Results of 2021 Regular Session
 FY 2020-21 through FY 2025-26
 (\$ MILLIONS)

DATE: July 23, 2021

	<u>RECURRING</u>	<u>NON- RECURRING</u>	<u>TOTAL</u>
FUNDS AVAILABLE 2023-24			
Expected Payments Estimate (C)	428.2	0.0	428.2
Liggett Settlement Payment	0.3	0.0	0.3
Transfer from Lawton Chiles Endowment Fund (A)	8.9	0.0	8.9
Measures Affecting Revenue	(8.9)	0.0	(8.9)
Interest Earnings	0.7	0.0	0.7
Total 2023-24 Funds Available	429.2	0.0	429.2
FUNDS AVAILABLE 2024-25			
Expected Payments Estimate (C)	438.6	0.0	438.6
Liggett Settlement Payment	0.3	0.0	0.3
Transfer from Lawton Chiles Endowment Fund (A)	9.3	0.0	9.3
Measures Affecting Revenue	(9.3)	0.0	(9.3)
Interest Earnings	0.9	0.0	0.9
Total 2024-25 Funds Available	439.8	0.0	439.8
FUNDS AVAILABLE 2025-26			
Expected Payments Estimate (C)	449.5	0.0	449.5
Liggett Settlement Payment	0.3	0.0	0.3
Transfer from Lawton Chiles Endowment Fund (A)	9.8	0.0	9.8
Measures Affecting Revenue	(9.8)	0.0	(9.8)
Interest Earnings	1.0	0.0	1.0
Total 2025-26 Funds Available	450.8	0.0	450.8

FOOTNOTES

- (A) This financial outlook statement does not include the transfer from the Lawton Chiles Endowment Fund to the Biomedical Research Trust Fund under section 215.5601, Florida Statutes, nor does it include the appropriation from the trust fund. The transfer is projected to be \$0.7 million for FY 2020-21. House Bill 5011 (Ch. 2021-43, L.O.F.) eliminates the transfer to the Tobacco Settlement Trust Fund and the Biomedical Research Trust Fund, effective July 1, 2021, and directs the State Board of Administration (SBA) to liquidate the assets in the Lawton Chiles Endowment Fund by June 30, 2022. The bill also terminates the Lawton Chiles Endowment Fund, effective July 1, 2022, and directs the SBA to transfer all balances remaining to the Budget Stabilization Fund.
- (B) The funds available figures are not adjusted for any financial obligation related to the constitutional funding requirement for tobacco education and prevention. The amount of the financial obligation is estimated to be \$75.9 million for FY 2022-23; \$77.5 million for FY 2023-24; \$79.0 million for FY 2024-25; and \$80.7million for FY 2025-26.

TOBACCO SETTLEMENT TRUST FUND
 FINANCIAL OUTLOOK STATEMENT
 Post-Session, Including Results of 2021 Regular Session
 FY 2020-21 through FY 2025-26
 (\$ MILLIONS)

DATE: July 23, 2021

<u>RECURRING</u>	<u>NON- RECURRING</u>	<u>TOTAL</u>
------------------	---------------------------	--------------

(C) On January 18, 2017, the State of Florida filed a Motion to Join ITG Brands, LLC as a Defendant and to enforce the Settlement Agreement in the State of Florida, et. al., v. Am. Tobacco Co., R.J. Reynolds Tobacco Co., et. al., No. 95-1466 AH (Fla. 15th Cir. Ct.). On August 18, 2018, the Circuit Court entered a final judgment specifying the principal sum and interest due from R.J. Reynolds to the State of Florida for the period June 12, 2015, through April 30, 2018, as well as providing guidance on how any future unpaid liability to the State should be calculated. In addition, the final judgment reflected the court's rulings issued December 27, 2017, and May 24, 2018, collectively known as the "Liability Orders." R.J. Reynolds subsequently appealed the lower court's decision regarding its liability. On July 29, 2020, the District Court of Appeal unanimously affirmed the lower court's final judgment in all respects, and on September 18, 2020, denied the Appellant's motion for rehearing, rehearing en banc, and certification to the Florida Supreme Court. In response, R.J. Reynolds paid the State of Florida \$192,869,589.86 million to cover the full amount of the outstanding judgment (inclusive of principal and interest). This amount was deposited into the General Revenue Fund on October 6, 2020. Notwithstanding this payment, R.J. Reynolds filed Notice to Invoke Discretionary Jurisdiction of the Florida Supreme Court on October 15, 2020, seeking review of the District Court of Appeal's opinion. On December 18, 2020, the Florida Supreme Court declined to accept jurisdiction and denied the petition for review, while indicating that no motion for rehearing would be entertained.

EDUCATIONAL ENHANCEMENT TRUST FUND
 CONSENSUS REVENUE ESTIMATING CONFERENCE
 RETROSPECT
 FY 2018-19 and FY 2019-20
 (\$ MILLIONS)

DATE: November 9, 2020

	<u>RECURRING</u>	<u>NON- RECURRING</u>	<u>TOTAL</u>
FUNDS AVAILABLE 2018-19			
Balance Forward from 2017-18	0.0	362.6	362.6
Revenue from Lottery Ticket Sales	1,917.6	0.0	1,917.6
Revenue from Slot Machine Activity	200.8	1.8	202.6
Other Revenue (Transferred SUT Collection Allowance)	1.1	0.0	1.1
Refunds and Miscellaneous Revenue	2.4	0.0	2.4
Transfer from DOL Administrative Trust Fund	2.3	0.0	2.3
Interest Earnings	10.4	0.0	10.4
Total 2018-19 Funds Available	2,134.6	364.4	2,499.0
EXPENDITURES 2018-19			
Public Schools	496.9	251.8	748.7
Workforce Education	88.0	0.0	88.0
State University System	302.6	0.0	302.6
Florida College System	272.2	0.0	272.2
Bright Futures	529.1	23.2	552.3
Student Financial Assistance	69.8	0.0	69.8
Miscellaneous	1.1	6.3	7.4
Debt Service on Lottery Bonds	232.1	0.0	232.1
Total 2018-19 Expenditures	1,991.7	281.2	2,272.9
AVAILABLE RESERVES	143.0	83.2	226.2
FUNDS AVAILABLE 2019-20			
Balance Forward from 2018-19	0.0	226.2	226.2
Revenue from Lottery Ticket Sales	1,851.5	0.0	1,851.5
Revenue from Slot Machine Activity	156.7	0.0	156.7
Correction to End-of-Year Outlook for Closeout	0.3	0.0	0.3
Other Revenue (Transferred SUT Collection Allowance)	1.2	0.0	1.2
Refunds and Miscellaneous Revenue	5.2	0.0	5.2
Transfer from DOL Administrative Trust Fund	2.3	8.1	10.5
Interest Earnings	6.8	0.0	6.8
Total 2019-20 Funds Available	2,024.1	234.3	2,258.4
EXPENDITURES 2019-20			
Public Schools	471.3	118.2	589.5
Workforce Education	81.4	0.0	81.4
State University System	382.7	0.0	382.7
Florida College System	150.2	0.0	150.2
Bright Futures	595.1	25.2	620.4
Student Financial Assistance	64.5	0.0	64.5
Miscellaneous	1.2	0.0	1.2
Debt Service on Lottery Bonds	217.2	0.0	217.2
Total 2019-20 Expenditures	1,963.7	143.4	2,107.1
AVAILABLE RESERVES	60.5	90.9	151.3

(A) Amounts are displayed to one decimal place but calculated at the full dollar amount, so they may not add to the total.

EDUCATIONAL ENHANCEMENT TRUST FUND
 FINANCIAL OUTLOOK STATEMENT
 Post-Session, Including Results of 2021 Regular Session
 FY 2020-21 through FY 2025-26
 (\$ MILLIONS)

DATE: July 23, 2021

	<u>RECURRING</u>	<u>NON- RECURRING</u>	<u>TOTAL</u>
FUNDS AVAILABLE 2020-21			
Balance Forward from 2019-20	0.0	151.3	151.3
Estimated Revenues from Lottery Ticket Sales	2,085.0	0.0	2,085.0
Transfer from DOL Administrative Trust Fund	2.3	8.0	10.3
Estimated Revenues from Slot Machine Activity	152.3	0.0	152.3
Interest Earnings	3.7	0.0	3.7
Total 2020-21 Funds Available	2,243.3	159.3	2,402.6
EFFECTIVE APPROPRIATIONS 2020-21			
Public Schools	395.8	95.8	491.6
Workforce Education	91.1	0.0	91.1
State University System	429.8	0.0	429.8
Florida College System	168.2	0.0	168.2
Bright Futures	651.8	0.0	651.8
Student Financial Assistance	72.3	0.0	72.3
SMART Schools/Classrooms First	40.6	0.0	40.6
Class Size Reduction/Debt Service	128.7	0.0	128.7
Other Education Facilities	6.6	0.0	6.6
SB 2500 (2021) Supplemental Appropriation (s. 23)	0.0	18.8	18.8
Total 2020-21 Effective Appropriations	1,984.9	114.6	2,099.5
AVAILABLE RESERVES	258.4	44.7	303.1
FUNDS AVAILABLE 2021-22			
Balance Forward from 2020-21	0.0	303.1	303.1
Estimated Revenues from Lottery Ticket Sales	1,949.4	0.0	1,949.4
Transfer from DOL Administrative Trust Fund	2.3	5.2	7.5
Estimated Revenues from Slot Machine Activity	189.0	0.0	189.0
Interest Earnings	2.0	0.0	2.0
Total 2021-22 Funds Available	2,142.7	308.3	2,451.0
EFFECTIVE APPROPRIATIONS 2021-22			
Public Schools	463.3	267.4	730.7
Workforce Education	106.6	0.0	106.6
State University System	503.1	0.0	503.1
Florida College System	196.9	0.0	196.9
Bright Futures	623.3	0.0	623.3
Student Financial Assistance	84.6	0.0	84.6
SMART Schools/Classrooms First	29.0	0.0	29.0
Class Size Reduction/Debt Service	128.6	0.0	128.6
Other Education Facilities	6.6	0.0	6.6
Total 2021-22 Effective Appropriations	2,142.0	267.4	2,409.4
AVAILABLE RESERVES	0.7	40.9	41.6

EDUCATIONAL ENHANCEMENT TRUST FUND
 FINANCIAL OUTLOOK STATEMENT
 Post-Session, Including Results of 2021 Regular Session
 FY 2020-21 through FY 2025-26
 (\$ MILLIONS)

DATE: July 23, 2021

	<u>RECURRING</u>	<u>NON- RECURRING</u>	<u>TOTAL</u>
FUNDS AVAILABLE 2022-23			
Balance Forward from 2021-22	0.0	41.6	41.6
Estimated Revenues from Lottery Ticket Sales	1,984.1	0.0	1,984.1
Transfer from DOL Administrative Trust Fund	2.3	5.2	7.5
Estimated Revenues from Slot Machine Activity	191.4	0.0	191.4
Interest Earnings	2.8	0.0	2.8
Total 2022-23 Funds Available	2,180.6	46.8	2,227.4
FUNDS AVAILABLE 2023-24			
Estimated Revenues from Lottery Ticket Sales	2,033.3	0.0	2,033.3
Transfer from DOL Administrative Trust Fund	2.3	5.2	7.5
Estimated Revenues from Slot Machine Activity	193.8	0.0	193.8
Interest Earnings	3.4	0.0	3.4
Total 2023-24 Funds Available	2,232.8	5.2	2,238.0
FUNDS AVAILABLE 2024-25			
Estimated Revenues from Lottery Ticket Sales	2,025.6	0.0	2,025.6
Transfer from DOL Administrative Trust Fund	2.3	5.2	7.5
Estimated Revenues from Slot Machine Activity	196.2	0.0	196.2
Interest Earnings	3.9	0.0	3.9
Total 2024-25 Funds Available	2,228.0	5.2	2,233.2
FUNDS AVAILABLE 2025-26			
Estimated Revenues from Lottery Ticket Sales	2,047.4	0.0	2,047.4
Transfer from DOL Administrative Trust Fund	2.3	5.2	7.5
Estimated Revenues from Slot Machine Activity	198.6	0.0	198.6
Interest Earnings	4.5	0.0	4.5
Total 2025-26 Funds Available	2,252.8	5.2	2,258.0

STATE SCHOOL TRUST FUND
 CONSENSUS REVENUE ESTIMATING CONFERENCE
 RETROSPECT
 FY 2018-19 and FY 2019-20
 (\$ MILLIONS)

DATE: November 9, 2020

	<u>RECURRING</u>	<u>NON- RECURRING</u>	<u>TOTAL</u>
FUNDS AVAILABLE 2018-19			
Balance Forward from 2017-18	0.0	48.5	48.5
Transfers from Unclaimed Property TF	218.8	0.0	218.8
Nonoperating Revenue	1.5	0.0	1.5
Interest Earnings	2.0	0.0	2.0
Total 2018-19 Funds Available (A)	222.4	48.5	270.9
EXPENDITURES 2018-19			
Grants & Aids/ Florida Education Finance Program	32.8	0.0	32.8
Class Size Reduction	86.2	0.0	86.2
Total 2018-19 Expenditures	119.0	0.0	119.0
AVAILABLE RESERVES (A)	103.4	48.5	151.9
FUNDS AVAILABLE 2019-20			
Balance Forward from 2018-19	0.0	151.9	151.9
Transfers from Unclaimed Property TF	144.0	0.0	144.0
Nonoperating Revenue	1.5	0.0	1.5
Interest Earnings	5.2	0.0	5.2
Total 2019-20 Funds Available (A)	150.7	151.9	302.6
EXPENDITURES 2019-20			
Grants & Aids/ Florida Education Finance Program	32.4	55.9	88.3
Class Size Reduction	86.2	0.0	86.2
Total 2019-20 Expenditures	118.6	55.9	174.5
AVAILABLE RESERVES (A)	32.1	96.0	128.1

(A) Amounts are displayed to one decimal place but calculated at the full dollar amount, so they may not add to the total.

STATE SCHOOL TRUST FUND
 FINANCIAL OUTLOOK STATEMENT
 Post-Session, Including Results of 2021 Regular Session
 FY 2020-21 through FY 2025-26
 (\$ MILLIONS)

DATE: July 23, 2021

	<u>RECURRING</u>	<u>NON- RECURRING</u>	<u>TOTAL</u>
FUNDS AVAILABLE 2020-21			
Balance Forward from 2019-20	0.0	128.1	128.1
Estimated Transfers from Unclaimed Property TF	202.2	0.0	202.2
Surplus Land Sale	0.0	14.8	14.8
Nonoperating Revenue	1.5	0.0	1.5
Interest Earnings	3.7	0.0	3.7
Total 2020-21 Funds Available	207.4	142.9	350.3
EFFECTIVE APPROPRIATIONS 2020-21			
Florida Education Finance Program	75.8	101.3	177.1
Class Size Reduction	86.2	0.0	86.2
School Board of Miami-Dade Property Purchase	0.0	14.8	14.8
Total 2020-21 Effective Appropriations	162.0	116.1	278.1
AVAILABLE RESERVES	45.4	26.8	72.2
FUNDS AVAILABLE 2021-22			
Balance Forward from 2020-21	0.0	72.2	72.2
Estimated Transfers from Unclaimed Property TF	165.0	0.0	165.0
Measures Affecting Revenue	0.0	(4.4)	(4.4)
Nonoperating Revenue	1.5	0.0	1.5
Interest Earnings	1.7	0.0	1.7
Total 2021-22 Funds Available	168.2	67.8	236.0
Florida Education Finance Program	82.1	62.2	144.3
Class Size Reduction	86.1	0.0	86.1
Total 2021-22 Effective Appropriations	168.2	62.2	230.4
AVAILABLE RESERVES	0.0	5.6	5.6
FUNDS AVAILABLE 2022-23			
Balance Forward from 2021-22	0.0	5.6	5.6
Estimated Transfers from Unclaimed Property TF	175.6	0.0	175.6
Nonoperating Revenue	1.5	0.0	1.5
Interest Earnings	2.4	0.0	2.4
Total 2022-23 Funds Available	179.5	5.6	185.1
FUNDS AVAILABLE 2023-24			
Estimated Transfers from Unclaimed Property TF	177.4	0.0	177.4
Nonoperating Revenue	1.5	0.0	1.5
Interest Earnings	3.0	0.0	3.0
Total 2023-24 Funds Available	181.9	0.0	181.9

STATE SCHOOL TRUST FUND
 FINANCIAL OUTLOOK STATEMENT
 Post-Session, Including Results of 2021 Regular Session
 FY 2020-21 through FY 2025-26
 (\$ MILLIONS)

DATE: July 23, 2021

	<u>RECURRING</u>	<u>NON- RECURRING</u>	<u>TOTAL</u>
FUNDS AVAILABLE 2024-25			
Estimated Transfers from Unclaimed Property TF	180.2	0.0	180.2
Nonoperating Revenue	1.5	0.0	1.5
Interest Earnings	3.5	0.0	3.5
Total 2024-25 Funds Available	185.2	0.0	185.2
FUNDS AVAILABLE 2025-26			
Estimated Transfers from Unclaimed Property TF	181.9	0.0	181.9
Nonoperating Revenue	1.5	0.0	1.5
Interest Earnings	4.0	0.0	4.0
Total 2025-26 Funds Available	187.4	0.0	187.4

**Measures Affecting Revenue and Tax Administration - 2021 Regular Session
Increase/(Decrease) in \$ Millions
FINAL**

Chapter Law	BILL #	Issue	Tax	FY 21-22							
				GR		Trust		Local/Other		Total	
				Cash	Recur.	Cash	Recur.	Cash	Recur.	Cash	Recur.
2021-193	3	Home Book Delivery for Elementary Students	Various Taxes and Fees	(10.0)	(50.0)	0.0	0.0	0.0	0.0	(10.0)	(50.0)
2021-166	46	Craft Distilleries	Beverage Taxes and Fees/Sales and Use Tax	*	*	*	*	*	*	*	*
2021-2	50	Commercial Rent Reduction to 2.0 percent (Section 14)	Sales and Use Tax	0.0	(1,004.9)	0.0	(0.1)	0.0	(130.2)	0.0	(1,135.2)
2021-2	50	Discretionary Sales Surtax--Removal of Exemption (Section 5)	Local Taxes and Fees	0.0	0.0	0.0	0.0	43.2	47.1	43.2	47.1
2021-2	50	Marketplace Platform Sales (Sections 2-6, 8-9, 12)	Sales and Use Tax	887.8	968.5	0.0	0.0	169.9	185.3	1,057.7	1,153.8
2021-2	50	Reemployment Assistance Tax Contribution Rates (Section 16) (1)	Reemployment Assistance Tax	0.0	0.0	(1,306.5)	0.0	0.0	0.0	(1,306.5)	0.0
2021-2	50	Remote Sales/Purchase – Prospective Treatment (Sections 24-25)	Sales and Use Tax	0.0	0.0	0.0	0.0	0.0	0.0	0.0	0.0
2021-2	50	Remote Sellers - \$1 Waste Tire Fee (Section 7)	Other Taxes and Fees	(*)	(*)	(*)	(0.1)	0.0	0.0	0.0	(0.1)
2021-2	50	Remote Sellers - E911 Prepaid Wireless Fee (Section 7)	Other Taxes and Fees	(*)	(0.3)	(0.3)	(3.0)	0.0	0.0	(0.3)	(3.3)
2021-2	50	Remote Sellers - Lead Acid Battery Fee (Section 7)	Transportation	0.0	0.0	(*)	(0.2)	0.0	0.0	0.0	(0.2)
2021-2	50	Remote Sellers (Sections 2-3, 4-5, 8-9)	Sales and Use Tax	85.8	111.2	*	*	16.4	21.3	102.2	132.5
2021-2	50	Rounding (Sections 3, 11, 18-19)	Sales and Use Tax	(16.2)	(17.6)	(*)	(*)	(4.8)	(5.3)	(21.0)	(22.9)
2021-2	50	Sales Tax Distribution to UC Trust Fund (Section 13)	Sales and Use Tax	(506.6)	0.0	506.6	0.0	0.0	0.0	0.0	0.0
2021-63	337	Impact Fees	Local Taxes and Fees	0.0	0.0	0.0	0.0	(**)	(**)	(**)	(**)
2021-162	366	Educational Opportunities Leading to Employment (2)	Worker's Compensation Insurance	0.0	0.0	0.0	0.0	0.0	0/*	0.0	0/*
2021-144	425	Disposition of Unclaimed Property	Unclaimed Property	0.0	0.0	(4.4)	+/-	+/-	0.0	(4.4)	+/-
2021-54	524	FWC Trust Funds	Other Taxes and Fees	0.0	0.0	0.0	0.0	0.0	0.0	0.0	0.0
2021-175	566	Car Sharing Services	Sales and Use Tax	4.5	10.9	*	*	1.4	3.3	5.9	14.2
2021-175	566	Car Sharing Services	Rental Car Surcharge	0.1	0.2	0.7	2.2	0.0	0.0	0.8	2.4
2021-208	597	Homestead Exemption for Low Income Seniors	Ad Valorem	0.0	0.0	0.0	0.0	0.0	+/-	0.0	+/-
2021-211	663	Cottage Food Operations	Other Taxes and Fees	(**)	(**)	(**)	(**)	0.0	0.0	(**)	(**)
2021-209	649	Single Petition for Objection to Assessment	Ad Valorem	0.0	0.0	0.0	0.0	0/(**)	(**)	0/(**)	(**)
2021-212	667	Building Inspections	Other Taxes and Fees	(**)	(**)	(**)	(**)	(**)	(**)	(**)	(**)
2021-177	676	Specialty and Special License Plates	Highway Safety Fees	0/**	0/**	0/**	0/**	0/**	0/**	0/**	0/**
2021-214	735	Preemption of Local Occupational Licensing	Local Taxes and Fees	0.0	0.0	0.0	0.0	(**)	(**)	(**)	(**)
2021-78	794	Tax Collection Enforcement Diversion Program	Sales and Use Tax	(0.7)	(0.7)	(*)	(*)	(0.1)	(0.1)	(0.8)	(0.8)
2021-116	838	Clerks of the Circuit Court - Appellate Fees	Article V Fees	(*)	(*)	0.0	0.0	*	*	0.0	0.0
2021-116	838	Clerks of the Circuit Court - Clerks of Court Funding	Article V Fees	0.0	(**)	0.0	**	0.0	**	0.0	0.0
2021-116	838	Clerks of the Circuit Court - Payment Plans	Article V Fees	**	**	**	**	**	**	**	**
2021-179	912	CUP Impact – Water Management Districts	Local Taxes and Fees	0.0	0.0	0.0	0.0	0/(*)	(*)	0/(*)	(*)
2021-179	912	Land Use and Development Agreements and Permits	Local Taxes and Fees	0.0	0.0	0.0	0.0	+/-	(**)	+/-	(**)
2021-24	1239	Broadband Internet Infrastructure	Local Taxes and Fees	0.0	0.0	0.0	0.0	(**)	0.0	(**)	0.0
2021-232	1261	Higher Education Fee Waivers	Tuition and Fees	0.0	0.0	0.0	0.0	(0.9)	(4.4)	(0.9)	(4.4)
HJR	1377	Flood Damage Resistance Assessment Limitation (4)	Ad Valorem	0.0	0.0	0.0	0.0	0.0	0.0	0.0	0.0
2021-104	1598	Consumer Protection	Other Taxes and Fees	0.0	0.0	0.0	0.0	0.0	0.0	0.0	0.0
2021-189	1826	Human Trafficking Victim Expunction	Article V Fees	(*)	(*)	0.0	0.0	(*)	(*)	(*)	(*)

**Measures Affecting Revenue and Tax Administration - 2021 Regular Session
Increase/(Decrease) in \$ Millions
FINAL**

Chapter Law	BILL #	Issue	Tax	FY 21-22							
				GR		Trust		Local/Other		Total	
				Cash	Recur.	Cash	Recur.	Cash	Recur.	Cash	Recur.
2021-135	1966	Department of Business and Professional Regulation (Sections 4 and 6)	Other Taxes and Fees	(*)	(*)	(0.1)	(0.1)	0.0	0.0	(0.1)	(0.1)
2021-135	1966	Department of Business and Professional Regulation (Section 7)	Other Taxes and Fees	(*)	(*)	(*)	(*)	0.0	0.0	(*)	(*)
2021-3	2510	Penalties for State Agency Law Enforcement Radio System	Other Taxes and Fees	0.3	0.3	3.6	3.9	3.9	4.2	7.8	8.4
2021-39	2512	Documentary Stamp Tax Distributions (linked to 1954; ch 2021-28)	Documentary Stamp Tax	6.8	6.8	(6.8)	(6.8)	0.0	0.0	0.0	0.0
2021-5	7056	Trust Funds - Redirect of Fees	Article V Fees	0.0	0.0	0.0	0.0	0.0	0.0	0.0	0.0
2021-5	7056	Trust Funds - Redirect of Fees	Other Taxes and Fees	0.0	0.0	0.0	0.0	0.0	0.0	0.0	0.0
2021-5	7056	Trust Funds - Termination of Trust Funds	Other Taxes and Fees	0.0	0.0	0.0	0.0	0.0	0.0	0.0	0.0
2021-242	7059	Piggyback	Corporate Income Tax	(2.2)	0.0	0.0	0.0	0.0	0.0	(2.2)	0.0
2021-31	7061	Back to School Sales Tax Holiday (Section 43)	Sales and Use Tax	(53.4)	0.0	(*)	0.0	(16.0)	0.0	(69.4)	0.0
2021-31	7061	Brownfields Tax Credit (Sections 31 and 37)	Corporate Income Tax	(17.5)	0.0	0.0	0.0	0.0	0.0	(17.5)	0.0
2021-31	7061	Change of Ownership; Calamity and Misfortune (Sections 2, 4, 6, 7, and 48)	Ad Valorem	0.0	0.0	0.0	0.0	(**)	(**)	(**)	(**)
2021-31	7061	Data Center Extension (Section 20)	Sales and Use Tax	0.0	(1.1)	0.0	(*)	0.0	(0.3)	0.0	(1.4)
2021-31	7061	Sale Tax Holiday for Disaster Preparedness (Section 44)	Sales and Use Tax	(8.1)	0.0	(*)	0.0	(2.4)	0.0	(10.5)	0.0
2021-31	7061	Documentary Stamp Tax Exemption (Section 14)	Documentary Stamp Tax	(**)	(**)	(**)	(**)	0.0	0.0	(**)	(**)
2021-31	7061	DOR Legislative Concepts - Aggregation of Theft of Sales Tax (Section 23)	Various Taxes and Fees	0.0	0.0	0.0	0.0	0.0	0/(*)	0.0	0/(*)
2021-31	7061	DOR Legislative Concepts - Dealer Electronic Audit Record (Sections 22 and 50)	Various Taxes and Fees	0.0	0.0	0.0	0.0	0.0	0/(*)	0.0	0/(*)
2021-31	7061	DOR Legislative Concepts - Determination of Severance Tax Rate (Section 17)	Various Taxes and Fees	0.0	0.0	0.0	0.0	0.0	0/(*)	0.0	0/(*)
2021-31	7061	DOR Legislative Concepts - Forwarding Agent Certification Process (Sections 18, 27, 51)	Various Taxes and Fees	0.0	0.0	0.0	0.0	0.0	0/(*)	0.0	0/(*)
2021-31	7061	DOR Legislative Concepts - Late First Installment Payment (Sections 13 and 47)	Various Taxes and Fees	0.0	0.0	0.0	0.0	0.0	0/(*)	0.0	0/(*)
2021-31	7061	Educational Exemption Transfer - s. 212.0602 (Sections 11 and 12)	Ad Valorem	0.0	0.0	0.0	0.0	(0.6)	(0.6)	(0.6)	(0.6)
2021-31	7061	Elevated Properties (Sections 3 and 5)	Ad Valorem	0.0	0.0	0.0	0.0	0.0	0/(**)	0.0	0/(**)
2021-31	7061	Freedom Week - Recreation Sales Tax Holiday (Section 45)	Sales and Use Tax	(41.4)	0.0	(*)	0.0	(12.4)	0.0	(53.8)	0.0
2021-31	7061	House of Worship Educational Property (Section 11)	Ad Valorem	0.0	0.0	0.0	0.0	(7.6)	(0.5)	(7.6)	(0.5)
2021-31	7061	Increases Moffitt Cancer Center Distribution (Sections 15 and 49)	Cigarette Tax and Surcharge	(11.4)	(22.9)	0.0	0.0	11.4	22.9	0.0	0.0
2021-31	7061	Independent Living Items Sales Tax Exemption (Section 21)	Sales and Use Tax	(1.2)	(2.9)	(*)	(*)	(0.4)	(0.9)	(1.6)	(3.8)
2021-31	7061	Internship Tax Credit Program (Sections 29, 30, 34, and 51)	Corporate Income Tax	(2.5)	0.0	0.0	0.0	0.0	0.0	(2.5)	0.0
2021-31	7061	Nonprofit Property Tax Exemptions (Sections 8 and 9)	Ad Valorem	0.0	0.0	0.0	0.0	0.0	+/- ins.	0.0	+/- ins.
2021-31	7061	Sports Development Program Distribution (Sections 25, 26, 28, 35, 36, 39, and 46)	Sales and Use Tax	0.0	0.0	0.0	0.0	0.0	0.0	0.0	0.0
2021-31	7061	Repeals Charitable Reporting (Section 2)	Ad Valorem	0.0	0.0	0.0	0.0	0.0	(**)	(**)	(**)
2021-31	7061	Sales Tax Absorption (Sections 19 and 23)	Sales and Use Tax	(**)	(**)	(**)	(**)	(**)	(**)	(**)	(**)
2021-31	7061	Strong Families Tax Credit (Sections 16, 24, 29, 30, 32, 33, 38, 40-42, 51-53)	Various Taxes and Fees	(5.0)	(5.0)	0.0	0.0	0.0	0.0	(5.0)	(5.0)
2021-31	7061	Tax Exemption for Affordable Housing (Section 10)	Ad Valorem	0.0	0.0	0.0	0.0	0.0	(22.8)	0.0	(22.8)
TOTAL				309.1	(7.5)	(807.2)	(4.2)	201.0	119.0	(297.1)	107.3
VETOES				0.0	0.0	0.0	0.0	0.0	0.0	0.0	0.0
TOTAL LESS VETOES				309.1	(7.5)	(807.2)	(4.2)	201.0	119.0	(297.1)	107.3
2021-2	50	General Revenue Refunds for Reemployment Assistance Tax Overpayments (3) (sections 15-17)	General Revenue Outlook	(173.7)	0.0	0.0	0.0	0.0	0.0	(173.7)	0.0
2021-43	5011	Termination of the Lawton Chiles Endowment Fund	Lawton Chiles Endowment Fund	0.0	0.0	(9.0)	0.0	0.0	0.0	(9.0)	0.0

**Measures Affecting Revenue and Tax Administration - 2021 Regular Session
Increase/(Decrease) in \$ Millions
FINAL**

Chapter Law	BILL #	Issue	Tax	FY 21-22							
				GR		Trust		Local/Other		Total	
				Cash	Recur.	Cash	Recur.	Cash	Recur.	Cash	Recur.

(1) - There is a current year impact of (\$480.3m) to Trust Fund.

(2) - The impact of the implementing bill to the constitutional amendment is zero/negative indeterminate due to the requirement for a statewide referendum. If the constitutional amendment does not pass, the impact is zero. If approved, the Conference adopted the following impact:

	School		Non-School		Total Local/Other	
	Cash	Recurring	Cash	Recurring	Cash	Recurring
2021-22	0.0	(51.1)	0.0	0.0	0.0	(51.1)
2022-23	0.0	(51.1)	0.0	0.0	0.0	(51.1)
2023-24	(9.7)	(51.1)	0.0	0.0	(9.7)	(51.1)
2024-25	(18.5)	(51.1)	0.0	0.0	(18.5)	(51.1)
2025-26	(28.3)	(51.1)	0.0	0.0	(28.3)	(51.1)

(3) - This is a General Revenue Outlook issue. The impact to General Revenue is (\$293.2m) in the current fiscal year (FY 2020-21) and (\$173.7m) in FY 2021-22.

(4) - The Conference adopted a zero impact since each bill is a joint resolution proposing a constitutional amendment to be submitted to the voters which is not self-executing.

Notes: The symbols used in this document have the following meanings:

- * Insignificant positive (less than \$50,000)
- (*) Insignificant negative (less than \$50,000)
- ** Indeterminate positive
- (**) Indeterminate negative
- 0/* Insignificant positive or zero
- 0/(*) Insignificant negative or zero
- 0/** Indeterminate positive or zero
- 0/(**) Indeterminate negative or zero
- +/- Indeterminate positive or negative
- +/- ins. Insignificant positive or negative

**Measures Affecting Revenue and Tax Administration - 2021 Special Session A
Increase/(Decrease) in \$ Millions
FINAL**

Chapter Law	BILL #	Issue	Tax	FY 21-22							
				GR		Trust		Local/Other		Total	
				Cash	Recur.	Cash	Recur.	Cash	Recur.	Cash	Recur.
2021-268	2A	Implementation of the 2021 Gaming Compact	Indian Gaming Revenues	317.6	317.6	0.0	0.0	0.0	0.0	317.6	317.6
TOTAL				317.6	317.6	0.0	0.0	0.0	0.0	317.6	317.6
VETOES				0.0	0.0	0.0	0.0	0.0	0.0	0.0	0.0
TOTAL LESS VETOES				317.6	317.6	0.0	0.0	0.0	0.0	317.6	317.6

Notes: The symbols used in this document have the following meanings:

- * Insignificant positive (less than \$50,000)
- (*) Insignificant negative (less than \$50,000)
- ** Indeterminate positive
- (**) Indeterminate negative
- 0/* Insignificant positive or zero
- 0/(*) Insignificant negative or zero
- 0/*** Indeterminate positive or zero
- 0/(***) Indeterminate negative or zero
- +/- Indeterminate positive or negative
- +/- ins. Insignificant positive or negative

2021 REGULAR LEGISLATIVE SESSION - SUPPLEMENTAL APPROPRIATIONS

Bill Number	Chapter Law	Summary	General Revenue		Trust Fund		Total All Funds
			Recurring	Nonrecurring	Recurring	Nonrecurring	
FY 2020-2021							
SB 50	2021-2	Taxation		353,000			353,000
TOTAL FY 2020-2021			0	353,000	0	0	353,000
FY 2021-2022							
SB 54	VETOED	Motor Vehicle Insurance				83,651	83,651
SB 184	2021-93	Purple Alert			107,111	92,790	199,901
SB 366	2021-162	Educational Opportunities Leading to Employment		2,000,000			2,000,000
HB 7061	2021-31	Taxation		208,000			208,000
HB 1239	2021-24	Broadband Internet Infrastructure		1,500,000			1,500,000
SB 1770	2021-133	Genetic Counseling			41,535	4,429	45,964
Subtotal			0	3,708,000	148,646	180,870	4,037,516
Less Vetoes			0	0	0	83,651	83,651
TOTAL FY 2021-2022			0	3,708,000	148,646	97,219	3,953,865

2021 SPECIAL SESSION A - SUPPLEMENTAL APPROPRIATIONS

Bill Number	Chapter Law	Summary	General Revenue		Trust Fund		Total All Funds
			Recurring	Nonrecurring	Recurring	Nonrecurring	
FY 2021-2022							
SB 4-A	2021-269	Gaming Enforcement		2,100,000			2,100,000
TOTAL FY 2021-2022			0	2,100,000	0	0	2,100,000

	General Revenue		Trust Fund		Total All Funds
	Recurring	Nonrecurring	Recurring	Nonrecurring	
GRAND TOTAL Net of Vetoes	0	6,161,000	148,646	97,219	6,406,865

**TRUTH IN BONDING STATEMENT
IN SUPPORT OF THE 2021-22 GENERAL APPROPRIATIONS ACT**

Turnpike Revenue Bonds

The State of Florida has authorized \$736.9 million of new debt or obligation for Florida Turnpike construction projects in accordance with s. 338.227, F.S., beginning in Fiscal Year 2021-22. The debt or obligation is expected to be repaid over a period of 30 years. At a forecasted interest rate of 4.75%, the total interest paid over the life of the bonds will be \$676.2 million. From prior authorizations, the Department of Transportation also plans to issue approximately \$21.3 million of debt or obligation.

Right-of-Way Bonds

The State of Florida has authorized \$238.0 million of new debt or obligation for right-of-way acquisition and bridge construction projects in accordance with s. 215.605, F.S., beginning in Fiscal Year 2021-22. The debt or obligation is expected to be repaid over a period of 30 years. At a forecasted interest rate of 4.75%, the total interest paid over the life of the bonds will be \$215.3 million. From prior authorizations, the Department of Transportation also plans to issue approximately \$64.7 million of debt or obligation.

Transportation Financing Corporation

The State of Florida has authorized \$88.3 million of new debt or obligation for a construction project in accordance with s. 339.0809, F.S., beginning in Fiscal Year 2021-22. The debt or obligation is expected to be repaid over a period of 15 years. At a forecasted interest rate of 4.75%, the total interest paid over the life of the bonds will be \$37.6 million. From prior authorizations, the Department of Transportation also plans to issue approximately \$34.3 million of debt or obligation.

GARVEE Bonds

The State of Florida has authorized \$244.9 million of new debt or obligation for construction, reconstruction, and improvement of projects that are eligible to receive federal-aid highway funds in accordance with s. 215.616, F.S., beginning in Fiscal Year 2021-22. The debt or obligation is expected to be repaid over a period of 12 years. At a forecasted interest rate of 4.75%, the total interest paid over the life of the bonds will be \$82.8 million. From prior authorizations, the Department of Transportation also plans to issue approximately \$32.6 million of debt or obligation.

Corrections Facilities Bonds

The State of Florida is proposing to issue \$158.2 million of debt or obligation for the purpose of corrections mental health facilities construction projects on behalf of the Department of Corrections and the Department of Management Services. The debt or obligation is expected to be repaid over a period of 20 years. At a forecasted interest rate of 4.75%, the total interest paid over the life of the debt will be \$84.9 million.

SUMMARY OF OUTSTANDING STATE DEBT

As reported by the Division of Bond Finance in the State of Florida 2020 Debt Report released in December 2020, total State direct debt outstanding as of June 30, 2020, was \$19.2 billion. Of this amount, net tax-supported debt for programs supported by state tax revenues or tax-like revenues totaled \$15.6 billion while self-supporting debt, representing debt secured by revenues generated from operating bond-financed facilities, totaled \$3.6 billion.